



LIVE, RELAX AND ENJOY.™

FREEFLOW SPAS®

PLUG-IN TO THE JOYS OF HOT TUBBING™

BUILT FOR VALUE

Freeflow Spas® are rotationally molded, producing a durable, unibody hot tub shell that eliminates the need for an internal support frame. By reducing material and labor costs, we bring you a premium hot tub experience at an affordable price.

PORTABLE HOT TUBS YOU'LL LOVE

Designed to fit anywhere you want to hot tub, Freeflow Spas come in a variety of shapes and sizes, which means there's a spa for your backyard, balcony, porch, and even tight corner spaces.

PLUG-N-PLAY

Save time and money with Plug-N-Play technology which requires no additional wiring. Simply fill up your hot tub, plug it into any standard 110v outlet, and enjoy!

ENERGY EFFICIENT HOT TUBS

Engineered for maximum performance, each spa is fully insulated with a spray-in foam that expands to fill all the nooks and crannies for optimal heat retention. All spas are certified to the strict guidelines set forth by the California Energy Commission (CEC), giving you peace of mind that your spa will keep operating costs low wherever you live.

Scan to view any
Freeflow Spas model
in your space



Monterey™ Premier shown in Sand shell and Brown cabinet



HOT TUBBING IS AS EASY AS 1-2-3!

1. Fill it up.
2. Plug it in.
3. Enjoy!

PREMIER SERIES

HOT TUBBING WITH A TOUCH OF ELEGANCE

The Premier Series invites you to plug-in to the joys of hot tubbing in a sleek, synthetic wood-wrapped hot tub.

Experience everything customers already love about Freeflow Spas®, like perfectly placed jets, a serene waterfall*, and an intuitive digital control panel with a wood-kissed finish. The aesthetic upgrade will surely add a touch of sophistication to your backyard or patio.

FEATURING:

- Sleek, synthetic wood cabinet
- Contoured pillows*
- Exterior multi-color LED lights*
- Plug-N-Play technology
- Durable rotomolded shell
- Energy-saving programmable modes
- Perfectly placed jets
- Underwater LED lights
- Serene waterfall*
- Intuitive digital control panel
- WeatherPro™ thermal locking cover

AZURE™ PREMIER



- Seats 4 Adults
- 19 Jets
- 235 Gallons
- 365 Pounds (Dry Weight)
- 5'3" x 6'8" x 33" H

EXCURSION® PREMIER



- Seats 5 Adults
- 25 Jets
- 300 Gallons
- 460 Pounds (Dry Weight)
- 6'5" x 7'2" x 33" H

MONTEREY™ PREMIER



- Seats 7 Adults
- 22 Jets
- 320 Gallons
- 430 Pounds (Dry Weight)
- 6'6" x 7'4" x 34" H

APTOS™ PREMIER*



- Seats 5 Adults
- 22 Jets (Ozone Included)
- 265 Gallons
- 360 Pounds (Dry Weight)
- 6'6" R x 33" H

COLOR OPTIONS:

Arctic White shell with Brown cabinet

Sand shell with Brown cabinet

Taupe shell with Brown cabinet

Arctic White shell with Charcoal cabinet

Sand shell with Charcoal cabinet

Taupe shell with Charcoal cabinet



Excursion® Premier shown in Sand shell with contoured pillow

YOUR WARM WATER OASIS AWAITS...

Azure™ Premier shown with Taupe shell and Brown cabinet



SPORT SERIES

DESIGNED TO FIT YOUR LIFESTYLE

Let the stress of the day-to-day melt away in a sea of warm water in your very own Sport Series hot tub. Built for durability while offering all the benefits of hydrotherapy, Freeflow Spas® encourages you to escape, rejuvenate, and refresh from the comfort of your own backyard, patio, or even balcony.

FEATURING:

- Plug-N-Play technology
- Durable rotomolded shell
- Energy-saving programmable modes
- Perfectly placed jets
- Underwater LED lights
- Serene waterfall (available on most models)
- Lightweight for portability
- Intuitive digital control panel
- WeatherPro™ thermal locking cover








Mini™ shown in Sand



Azure™ shown in Sand






MINI™



-  Seats 2 Adults
-  10 Jets
-  125 Gallons
-  250 Pounds (Dry Weight)
-  6' x 3'11" x 29" H






TRISTAR™



-  Seats 2 Adults
-  17 Jets
-  185 Gallons
-  270 Pounds (Dry Weight)
-  5'10" x 5'10" x 31" H






CASCINA®



-  Seats 4 Adults
-  17 Jets
-  190 Gallons
-  290 Pounds (Dry Weight)
-  5'10" x 5'4" x 33" H






AZURE™



-  Seats 4 Adults
-  19 Jets
-  235 Gallons
-  325 Pounds (Dry Weight)
-  5'3" x 6'8" x 33" H






EXCURSION®



-  Seats 5 Adults
-  25 Jets
-  300 Gallons
-  400 Pounds (Dry Weight)
-  6'5" x 7'2" x 33" H

MONTEREY™



-  Seats 7 Adults
-  22 Jets
-  320 Gallons
-  380 Pounds (Dry Weight)
-  6'6" x 7'4" x 34" H

COLOR OPTIONS:



Sand



Taupe

ACCESSORIES

THE COOL STEP™

Truly the coolest step available! It has an insulated top step and lid to keep drinks cold for days while you enjoy your spa. Don't need a cooler? You can also store towels, water toys, chemicals, and more in this spacious step.

Outer Dimensions: 28" L x 32" W x 15" H

Cooler Dimensions: 9" L x 24" W x 14" H

Weight: 31 lbs.

Materials: Resin

Insulation: Full foam insulation of the top step and lid

Colors: Sand, Taupe

Pairs With: *Premier Series:* Azure™, Excursion®, Monterey™; *Sport Series:* Azure™, Cascina®, Excursion®, Mini™, Monterey™, Tristar™



Shown in Taupe



Shown in Sand



Shown in Taupe



Shown in Charcoal

STRAIGHT STEP

Dimensions: 25" L x 30" W x 15" H

Weight: 15 lbs.

Materials: Resin

Colors: Sand, Taupe

Pairs With: *Premier Series:* Azure™, Excursion®, Monterey™
Sport Series: Azure™, Cascina®, Excursion®, Mini™, Monterey™, Tristar™

CURVED STEP

Dimensions: 27" L x 30" W x 15" H

Weight: 16 lbs.

Materials: Resin

Colors: Sand, Taupe

Pairs With: *Sport Series:* Cascina®
Premier Series: Aptos®

SNAP STEP

Dimensions: 22" L x 31" W x 16" H

Weight: 13 lbs.

Materials: Polymer

Colors: Brown, Charcoal

Pairs with: All Premier Series models

COVER LIFTER

Open and close your hot tub with ease by using a lifter that protects your cover from unnecessary wear and tear.

18" clearance recommended.



Azure™ Premier shown with Taupe shell, Brown cabinet, and Rx cover lifter.



Azure™ Premier shown with Taupe shell, Brown cabinet, and Low Mount cover lifter

WATER CARE

CLEAR WATER MADE SIMPLE

Spend more time soaking in crystal clear water with proper water maintenance made simple.

The **Ozone System** mixes concentrated ozone bubbles into the water to neutralize contaminants such as lotions, detergents, and organic waste.

Filters are essential to maintaining clean water and ensuring proper performance of your hot tub. Change out your filters every 3 months* for maximum hot tub performance.

**Varies based on usage.*



Ozone System



Filters

WI-FI KIT

EVERYTHING YOU NEED AT YOUR FINGERTIPS

The Gecko in.Touch 2 Wi-Fi Kit makes it easy for you to control your spa anywhere at any time, all from your phone or tablet. With the touch of a button, you can set the perfect water temperature, turn jets and lights on or off, monitor your water care, and track energy savings.

It's the perfect way to make sure your spa is ready for you anytime you want to soak.

The Wi-Fi kit is compatible with iOS, Android, and voice-assisted devices like Amazon Alexa and Google Home.



Smart phone not included.

	MINI™	TRISTAR™	CASCINA®	AZURE™	AZURE™ PREMIER
Seating Capacity	2 Adults	2 Adults	4 Adults	4 Adults	4 Adults
Dimensions	6' x 3'11" x 29" / 183 x 119 x 74 cm	5'10" x 5'10" x 31" / 178 x 178 x 79 cm	5'10" x 5'4" x 33" / 178 x 163 x 84 cm	5'3" x 6'8" x 33" / 160 x 203 x 84 cm	5'3" x 6'8" x 33" / 160 x 203 x 84 cm
Water Capacity	125 gallons / 473 liters	185 gallons / 700 liters	190 gallons / 719 liters	235 gallons / 890 liters	235 gallons / 890 liters
Dry Weight	250 lbs / 113 kg	270 lbs / 122 kg	290 lbs / 132 kg	235 lbs / 147 kg	365 lbs / 166 kg
Shape	Rectangular / Lounge	Triangle / Non-Lounge	Rectangular / Non-Lounge	Rectangular / Lounge	Rectangular / Lounge
Shell Type	Rotomolded	Rotomolded	Rotomolded	Rotomolded	Rotomolded
Shell Color Options	Sand, Taupe	Sand, Taupe	Sand, Taupe	Sand, Taupe	Arctic White, Sand, Taupe
Cabinet Options	N/A	N/A	N/A	N/A	Brown, Charcoal
Jet Count	10 jets	17 jets	17 jets	19 jets	19 jets
Water Feature	N/A	Waterfall	Waterfall	Waterfall	Waterfall
Lighting	Multi-color LED light	Multi-color LED light	Multi-color LED light	Multi-color LED light	Interior Multi-color LED light Exterior Multi-color LED light
Control System	Gecko Control System	Gecko Control System	Gecko Control System	Gecko Control System	Gecko Control System
Electrical Configuration	115v Plug-N-Play includes GFCI power cord / 230v convertible*	115v Plug-N-Play includes GFCI power cord / 230v convertible*	115v Plug-N-Play includes GFCI power cord / 230v convertible*	115v Plug-N-Play includes GFCI power cord / 230v convertible*	115v Plug-N-Play includes GFCI power cord / 230v convertible*
Heater	1KW (110v) / 4KW (230v)	1KW (110v) / 4KW (230v)	1KW (110v) / 4KW (230v)	1KW (110v) / 4KW (230v)	1KW (110v) / 4KW (230v)
Pump	1.5 HP Two-Speed	1.5 HP Two-Speed	1.5 HP Two-Speed	1.5 HP Two-Speed	1.5 HP Two-Speed
Ozone System	Ozone Ready**	Ozone Ready**	Ozone Ready**	Ozone Ready**	Ozone Ready**
Water Care Options	Available as aftermarket	Available as aftermarket	Available as aftermarket	Available as aftermarket	Available as aftermarket
Filter Size	25 sq. ft.	50 sq. ft.	50 sq. ft.	50 sq. ft.	50 sq. ft.
Energy Efficiency	Certified to the APSP 14 National Standard and the California Energy Commission (CEC) in accordance with California law	Certified to the APSP 14 National Standard and the California Energy Commission (CEC) in accordance with California law	Certified to the APSP 14 National Standard and the California Energy Commission (CEC) in accordance with California law	Certified to the APSP 14 National Standard and the California Energy Commission (CEC) in accordance with California law	Certified to the APSP 14 National Standard and the California Energy Commission (CEC) in accordance with California law
WeatherPro™ Cover	2.5" to 4.0" tapered, 1lb. density foam core	2.5" to 4.0" tapered, 1lb. density foam core	2.5" to 4.0" tapered, 1lb. density foam core	2.5" to 4.0" tapered, 1lb. density foam core	2.5" to 4.0" tapered, 1lb. density foam core
Cover Color	Black	Black	Black	Black	Black
Accessories	Cover Lifter; The Cool Step™, Straight Step; Wi-Fi Kit	Cover Lifter; The Cool Step™, Straight Step, Wi-Fi Kit	Cover Lifter, Curved Step, Snap Step; Wi-Fi Kit	Cover Lifter; The Cool Step™, Straight Step; Wi-Fi Kit; Built-In Ice Bucket (Included)	Cover Lifter; The Cool Step™, Straight Step, Snap Step; Wi-Fi Kit; Built-In Ice Bucket (Included)
Warranty	5-Year Structure; 5-Year Shell/Surface; 1-Year Equipment & Labor; 1-Year No Leak Plumbing & Labor	5-Year Structure; 5-Year Shell/Surface; 1-Year Equipment & Labor; 1-Year No Leak Plumbing & Labor	5-Year Structure; 5-Year Shell/Surface; 1-Year Equipment & Labor; 1-Year No Leak Plumbing & Labor	5-Year Structure; 5-Year Shell/Surface; 1-Year Equipment & Labor; 1-Year No Leak Plumbing & Labor	5-Year Structure; 5-Year Shell/Surface; 2-Year Synthetic Wood Cabinet; 1-Year Equipment & Labor; 1-Year No Leak Plumbing & Labor

	APTOS™ PREMIER	EXCURSION®	EXCURSION® PREMIER	MONTEREY™	MONTEREY™ PREMIER
Seating Capacity	5 Adults	5 Adults	5 Adults	7 Adults	7 Adults
Dimensions	6'6" R x 33" / 198 cm R x 86 cm	6'5" x 7'2" x 33" / 196 x 218 x 84 cm	6'5" x 7'2" x 33" / 196 x 218 x 84 cm	6'6" x 7'4" x 34" / 198 x 224 x 86 cm	6'6" x 7'4" x 34" / 198 x 224 x 86 cm
Water Capacity	265 gallons / 1,003 liters	300 gallons / 1,136 liters	300 gallons / 1,136 liters	320 gallons / 1,211 liters	320 gallons / 1,211 liters
Dry Weight	360 lbs / 163 kg	400 lbs / 181 kg	460 lbs / 209 kg	380 lbs / 172 kg	430 lbs / 195 kg
Shape	Round	Rectangular / Lounge	Rectangular / Lounge	Square / Non-Lounge	Square / Non-Lounge
Shell Type	Rotomolded	Rotomolded	Rotomolded	Rotomolded	Rotomolded
Shell Color Options	Arctic White, Sand, Taupe	Sand, Taupe	Arctic White, Sand, Taupe	Sand, Taupe	Arctic White, Sand, Taupe
Cabinet Options	Espresso, Coastal Gray	N/A	Brown, Charcoal	N/A	Brown, Charcoal
Jet Count	22 jets	25 jets	25 jets	22 jets	22 jets
Water Feature	Whirlpool Jet	Waterfall	Waterfall	Waterfall	Waterfall
Lighting System	Multi-color LED light	Multi-color LED light	Interior Multi-color LED light Exterior Multi-color LED light	Multi-color LED light	Interior Multi-color LED light Exterior Multi-color LED light
Control System	Gecko Control System	Gecko Control System	Gecko Control System	Gecko Control System	Gecko Control System
Electrical Configuration	115v Plug-N-Play includes GFCI power cord / 230v convertible*	115v Plug-N-Play includes GFCI power cord / 230v convertible*	115v Plug-N-Play includes GFCI power cord / 230v convertible*	115v Plug-N-Play includes GFCI power cord / 230v convertible*	115v Plug-N-Play includes GFCI power cord / 230v convertible*
Heater	1KW (110v) / 4KW (230v)	1KW (110v) / 4KW (230v)	1KW (110v) / 4KW (230v)	1KW (110v) / 4KW (230v)	1KW (110v) / 4KW (230v)
Jet Pump	1.5 HP Two-Speed	1.5 HP Two-Speed	1.5 HP Two-Speed	1.5 HP Two-Speed	1.5 HP Two-Speed
Ozone System	Ozone Included	Ozone Ready**	Ozone Ready**	Ozone Ready**	Ozone Ready**
Water Care Options	Available as aftermarket	Available as aftermarket	Available as aftermarket	Available as aftermarket	Available as aftermarket
Filter Size	50 sq. ft.	50 sq. ft.	50 sq. ft.	50 sq. ft.	50 sq. ft.
Energy Efficiency	Certified to California Energy Commission (CEC) and APSP 14 energy efficiency standards for portable spas	Certified to the APSP 14 National Standard and the California Energy Commission (CEC) in accordance with California law	Certified to the APSP 14 National Standard and the California Energy Commission (CEC) in accordance with California law	Certified to the APSP 14 National Standard and the California Energy Commission (CEC) in accordance with California law	Certified to the APSP 14 National Standard and the California Energy Commission (CEC) in accordance with California law
WeatherPro™ Cover	2.5" to 4.0" tapered, 1lb. density foam core	2.5" to 4.0" tapered, 1lb. density foam core	2.5" to 4.0" tapered, 1lb. density foam core	2.5" to 4.0" tapered, 1lb. density foam core	2.5" to 4.0" tapered, 1lb. density foam core
Cover Color	Black	Black	Black	Black	Black
Accessories	Curved Step, Snap Step; RX Cover Lifter; Wi-Fi Kit	Cover Lifter; The Cool Step™; Straight Step; Wi-Fi Kit; Built-In Ice Bucket (Included)	Cover Lifter; The Cool Step™; Straight Step, Snap Step; Wi-Fi Kit; Built-In Ice Bucket (Included)	Cover Lifter; The Cool Step™; Straight Step; Wi-Fi Kit; Built-In Ice Bucket (Included)	Cover Lifter; The Cool Step™; Straight Step, Snap Step, Wi-Fi Kit; Built-In Ice Bucket (Included)
Warranty	5-Year Structure; 5-Year Shell/Surface; 2-Year Synthetic Wood Cabinet; 1-Year Equipment & Labor; 1-Year No Leak Plumbing & Labor	5-Year Structure; 5-Year Shell/Surface; 1-Year Equipment & Labor; 1-Year No Leak Plumbing & Labor	5-Year Structure; 5-Year Shell/Surface; 2-Year Synthetic Wood Cabinet; 1-Year Equipment & Labor; 1-Year No Leak Plumbing & Labor	5-Year Structure; 5-Year Shell/Surface; 1-Year Equipment & Labor; 1-Year No Leak Plumbing & Labor	5-Year Structure; 5-Year Shell/Surface; 2-Year Synthetic Wood Cabinet; 1-Year Equipment & Labor; 1-Year No Leak Plumbing & Labor

All Spas can be converted to 230 volts. *GFCI protected sub-panel required in 230v mode. **Can be installed at time of purchase.

BUILDING QUALITY SPAS SINCE 1977.

Over 1.5 million hot tubs and counting.

A hot tub is so much more than just warm water and jets. It's a great way to spend time together, unwind, and relieve tension. Let us help you escape from the aches and pains of the day-to-day grind.

Choosing a Freeflow® spa comes with the peace of mind that you are purchasing from Watkins Wellness, global hot tub leader with more than one million hot tubs built. The unmatched experience of Watkins Wellness means unsurpassed quality and workmanship, along with long-term reliability for you and your family.

Watkins Wellness is part of Masco Corporation, a Fortune 500 company whose family of quality home products includes Delta® faucets, Behr® paint, and KraftMaid® cabinets.



[freeflowspas.com](https://www.freeflowspas.com)
[facebook.com/freeflowspas](https://www.facebook.com/freeflowspas)
[instagram.com/freeflowspas](https://www.instagram.com/freeflowspas)

© 2024 Watkins Wellness. 1280 Park Center Drive, Vista, California 92081. Specifications, colors and surface materials are subject to change without notice. Not all features are available on all products. Printed in USA. Freeflow, Plug-In to the Joys of Hot Tubbing, Azure, Cascina, Excursion, Mini, Monterey, Tristar and WeatherPro are trademarks of Watkins Manufacturing Corporation. All 230v models must be installed by a licensed electrician in accordance with local codes.

