


NO- PREP

Winter Language Pack



Chilly Categories

Name: _____


Color: clothing yellow furniture


table hand couch bed nose


Winter Stories Story 4


Listen or read the story below. Color or dot the skates after you answer the questions.


In the winter, the lake freezes by Jamie's town and they open up a skating rink. Jamie has always wanted to go ice skating but she is afraid the ice will crack. Jaime's cousin Alice told her the city measures the ice's thickness to make sure it is safe. Jamie decided to go and she had a blast.


1. Where is the ice skating rink? 

2. What is Jamie afraid of? 

3. Who helped Jaime? 

4. How do they make sure the ice is safe? 

5. How do you think Jamie felt after she ice skated? 









Draw a picture of the story




Winter Categories




Date: _____




Object as you name items in the category.


  



PRINT & GO!

Created by: Amanda Schaumburg Panda Speech, LLC



WINTER NO-PREP Language Pack

What's Included:

- Chilly Categories: The student is prompted to color items in each of the categories a different color according to the key on the top.
- Snowflake Search: The student has to find the snowflake (in a row of 4) that doesn't belong and draw an X over it. They will color the rest of the snowflakes and tell how they go together.
- Winter Stories: The student will read or listen to the winter themed story and answer the 5 questions (by verbalizing or filling in the blank). This activity targets listening/reading comprehension, wh-questions, & recall skills.
- Hot Cocoa Associations: The student will draw a line between the two items that go-together and then color each pair a different color.
- Skating with Vocabulary: The student will name the object after hearing the description and then color the ice skate.
- Winter Bingo: There are 4 different boards with winter vocabulary clue cards. The students will listen to the description of the word and color it in if they have it on their board. Whoever gets 4 in a row first, calls out "Bingo!" You could also play blackout bingo (covering all of the spaces) with everyone winning! I call out all of the cards after there is a winner for continued practice. (Full color version available in the additional folder included in this download).
- Compare/Contrast Penguins. The student will name how each pair of objects are the same and different, then color the penguin.
- A Latte Social Skills: The student will decide if each prompt is a "good friend behavior" or a "not a good friend behavior" and color the mug according to the key.
- Snowy Feelings: The student will read or listen to a short passage and then circle/color the snowflake that has the correct feeling (of the person in the story).
- Sentence Mittens: Each mitten has a sentence on it. The student will color the mitten according to the key (good sentence vs. needs work). The object is for the student to hear if there is subject/verb agreement. They are prompted to verbally correct the sentence.
- Bundled Sentences: Listen to the sentence and color it according to the key (listening for absurdities)
- Synonym Snowballs: The student will draw a line between the two snowballs that contain synonyms and color each pair a different color.
- A Pair of Antonym Snow Boots: The student will cut out the boots at the bottom of the page and glue them next to their antonym.
- Color by Multiple Meanings: The student will say two meaning of the words at the bottom of the page and color the part of the picture with corresponding number.
- Bundled Up Describing: The student is prompted to write three attributes about the object on the winter coat. There are visual cues for the 5 senses at the top of the page. After they write the 3 things, they can color the coat.
- Scarecrow Position: Color or dot the scarecrow according to the prompt in the box.
- Pronoun Pages: Color the picture according to the pronoun prompts at the bottom.
- Pronouns Cut & Paste: Paste the pronoun word by the picture it represents
- -Ing Verbs: Say what each child is doing and then dot or color the leaf.
- Regular/Irregular Past Tense Verbs: Say what the child did yesterday by filling in the sentence. Color or dot the picture.
- Regular/Irregular Plurals: Fill in the blanks verbally as you color the pictures.
- Winter Word Work: This can be used with any vocabulary lesson. The student writes the new vocabulary in the box indicated and checks if they've heard the word or not. They will then write what they think it means. The next box asks them to write the actual meaning (dictionary definition). After that the student will write a sentence with the word in it. There are boxes for them to list a synonym, antonym, and related words. Finally the student will draw a picture about the word! This page came from my Vocabulary Journal activity!
- Snowman Story Retell or Recap: There are three options to choose from and the students will write their responses in the boxes. One has them retell the beginning, middle, & end of the story. One has them recap the characters, setting, problem, and solution. The last one has them recap characters, setting, 2 things that happened, and the moral of the story.
- Rhyming Mittens: The student is directed to say and write a word that rhymes with it in the other mitten (there is a pair of mittens with a target on one of them).
- Winter Listen Up! This activity has two scenes. The first scene is for following one step directions and the second scene is for two step directions. The therapist will read prompts listed on the right side of the paper to the student (s).
- Color A Snowman Open Ended Game: Roll a die and color the part of the snowman listed by that number! Keep rolling until the snowman is finished! In a group game, if you roll a number you already colored, your turn is skipped!
- How to Draw a Simple Snowman: There are four simple steps to guide the student on how to draw a snowman. After they finish it, I encourage them to add anything the would like!
- Drill sheets: There are two drill sheets included that could be used with any articulation or language card set or activity. For articulation: the student will color in the objects (snowballs or marshmallows) each time they practice a target word (60 trials on each sheet). For language: the student will practice a language objective/question and roll a die. They will color that number of objects on the drill sheet! I included full color versions (in a separate folder) for you to laminate and use with dry erase marker, place-markers, or play dough).

Table of Contents








(according to the download page numbers, there are no numbers on the actual pages).

- Page 4-8: Chilly Categories (color the categories)
- Page 9-11: Snowflake Search (which one doesn't belong)
- Page 12-15: Winter Categories (name 3 items in a category)
- Page 16-18: Compare/Contrast Penguins
- Page 19-23: Winter Stories
- Page 24-27: Hot Chocolate Associations
- Page 28-30: Skating with Vocabulary
- Page 31-32: A Latte Social Skills
- Page 33-34: Snowy Feelings
- Page 35-37: Sentence Mittens (subject/verb agreement)
- Page 38-39: Bundled Sentences (sentence absurdities)
- Page 40-42: Color by Multiple Meanings
- Page 43-46: Synonym Snowballs
- Page 47-50: A Pair of Antonym Boots
- Page 51-54: Bundled Up Describing
- Page 55-56: Snowman Positions
- Page 57-58: -ING Snowflakes
- Page 59: Regular Past Tense
- Page 60-61: Irregular Past Tense
- Page 62: Regular Plurals
- Page 63: Irregular Plurals
- Page 64-66: Color by Pronouns
- Page 67-68: Pronoun Cut & Paste
- Page 69: Pronoun & Feelings Sort
- Page 70: Winter Word Work
- Page 71-73: Snowman Story retell/recap
- Page 74-76: Rhyming Mittens (one blank template)
- Page 77-79: Winter Listen Up (following directions)
- Page 80-85: Winter Bingo
- Page 86: BONUS Color-A-Snowman (Open Ended)
- Page 87: BONUS How to Draw a Snowman
- Page 88: BONUS Polar Bear Snowball Fight Drill Page
- Page 89: BONUS More Marshmallows Drill Page

Chilly Categories

Name: _____ Date: _____











Color: clothing yellow furniture green body parts pink



Chilly Categories

Name: _____ Date _____











Color: farm animals red plants green vehicles brown



Chilly Categories

Name: _____ Date _____









Color: zoo animals orange bugs blue food purple



Chilly Categories

Name: _____ Date _____












Color: water animals blue tools yellow drinks red



Chilly Categories

Name: _____ Date _____





Color: school supplies brown pets orange toys pink



Snowflake Search

Name: _____ Date _____




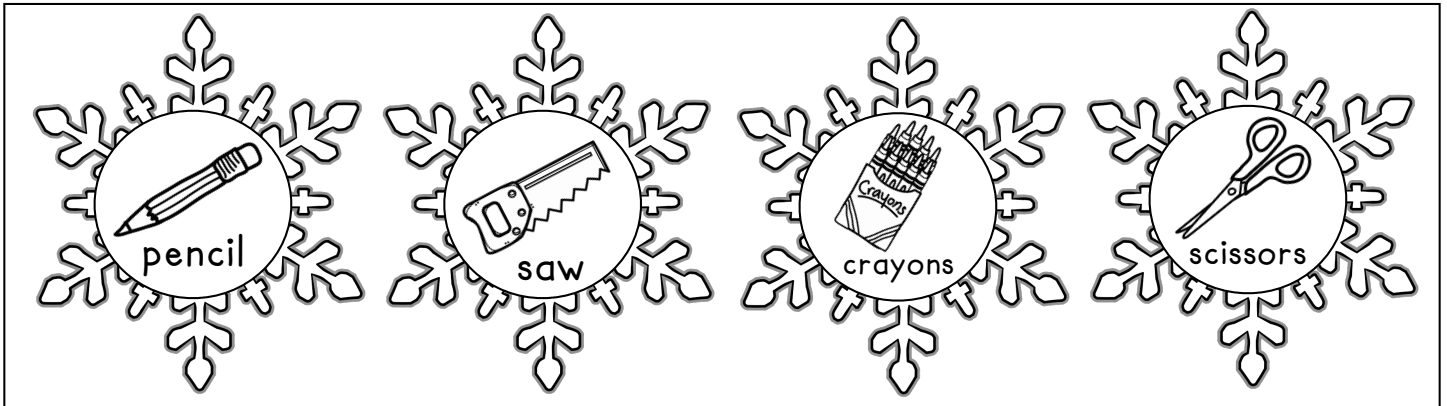
Find the snowflake in each row that doesn't belong and draw an X over it. Color the remaining snowflakes and tell how they are alike.



Snowflake Search

Name: _____ Date _____





Find the snowflake in each row that doesn't belong and draw an X over it. Color the remaining snowflakes and tell how they are alike.



Snowflake Search

Name: _____ Date _____

Find the snowflake in each row that doesn't belong and write an X over it. Color the remaining snowflakes and tell how they are alike.



Winter Categories

Name: _____ Date _____

Color in each object as you name items in the category.


Name three
animals



Name three
drinks



Name three
colors



Name three
shapes



Name three
body parts



Winter Categories

Name: _____ Date _____

Color in each object as you name items in the category.




Name three
hot things



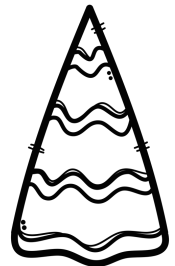

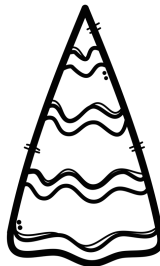
Name three
cold things



Name three
jobs



Name three
feelings



Name three
tools





Winter Categories

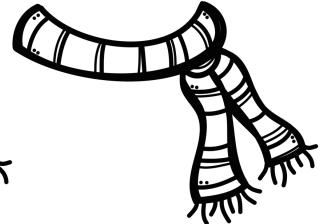


Name: _____ Date _____

Color in each object as you name items in the category.




Name three clothing items






Name three school supplies



Name three vehicles



Name three furniture



Name three plants





Winter Categories

Name: _____ Date _____

Color in each object as you name items in the category.

Name three
toys



Name three
water animals



Name three
farm animals



Name three
bugs






























Name three
pets



Compare/Contrast Penguins

Name: _____ Date: _____




























Tell how the objects are the same and different and then color the penguin.

Compare/Contrast Penguins

Name: _____ Date: _____














Tell how the objects are the same and different and then color the penguin.

Compare/Contrast Penguins

Name: _____ Date _____

Tell how the objects are the same and different and then color the penguin.



Winter Stories

Story 1

Listen or read the story a below. Color or dot the snowballs after you answer the questions.

Sarah wanted to play outside in the snow. Her brother Tony wanted to stay inside and play video games. Sarah told him she would help him make a snowman if he would come outside with her. Tony thought that would be fun! Sarah was happy that Tony wanted to play outside!

1. Who wanted to play outside?



2. Where did Tony want to play?



3. What did Tony want to play with?



4. What did Sarah say she would help Tony make?



5. How do you think Sarah felt at the end of the story?



Draw a picture of the story.

Winter Stories

Story 2

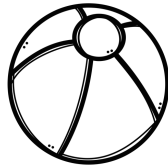
Listen or read the story a below. Color or dot the balls after you answer the questions.

Mrs. Waters told the class that they couldn't go outside for recess because it was too cold. The class was disappointed, they were going to play kickball today. Tim raised his hand and asked Mrs. Waters if they could play dodgeball in the gym instead. Mrs. Waters said yes and the class was happy.

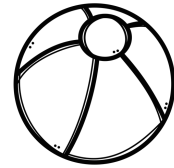
1. Why couldn't the class go outside for recess?



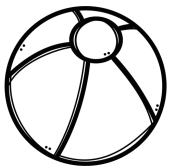
2. Who had an idea about what they could do?




3. What game did they plan to play?



4. Where were they going to play for dodge ball?



5. What was the teacher's name?



Draw a picture of the story.

Winter Stories

Story 3

Listen or read the story below. Color or dot the mugs after you answer the questions.

Courtney loves to drink hot chocolate in the winter. Her mom makes it for her and she puts ten marshmallows in her cup! Her sister April doesn't like marshmallows, instead she stirs her hot chocolate with a candy cane. After they are finished with their drinks, they are going to have a snow ball fight!

1. What does Courtney like to drink in the winter?



2. What did April put in her hot chocolate?



3. Who likes Marshmallows?



4. What were they girls going to do afterwards?



5. Is April Courtney's sister or friend?



Draw a picture of the story.

Winter Stories

Story 4

Listen or read the story a below. Color or dot the skates after you answer the questions.

In the winter, the lake freezes by Jamie's town and they open up a skating rink. Jamie has always wanted to go ice skating but she is afraid the ice will crack. Jaime's cousin Alice told her the city measures the ice's thickness to make sure it is safe. Jamie decided to go and she had a blast.

1. Where is the ice skating rink?



2. What is Jamie afraid of?



3. Who helped Jaime?



4. How do they make sure the ice is safe?



5. How do you think Jamie felt after she ice skated?



Draw a picture of the story.

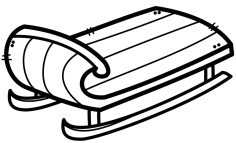
Winter Stories

Story 5

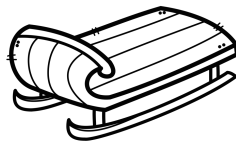
Listen or read the story a below. Color or dot the sleds after you answer the questions.

Jaden loves to go sledding down the big hills in Canyon Park. His uncle bought him a brand new green sled to use this Saturday. When he got to the park, his friend Josh looked sad. Josh told Jaden that his sled broke and now he wasn't going to have any fun. Jaden decided to share his brand new sled with his friend. They slid down the hill for two whole hours.

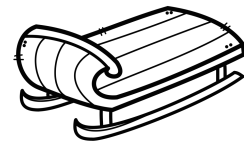
1. Whose sled was broken?



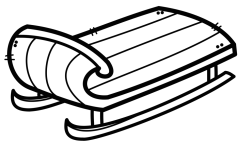
2. What color was Jaden's new sled?



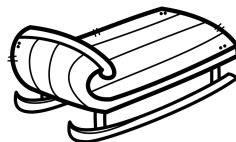
3. Who gave Jaden the sled?



4. Where did the boys go sledding?



5. How long did the boys sled?





Draw a picture of the story.

Hot Chocolate Associations

Name: _____ Date _____

Draw a line between the two items that go together.
Color each pair a different color.








Hot Chocolate Associations

Name: _____ Date _____

Draw a line between the two items that go together.


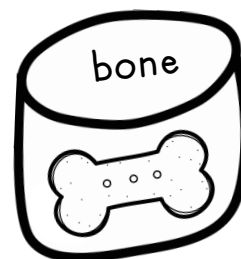
Color each pair a different color.



Hot Chocolate Associations

Name: _____ Date _____




Draw a line between the two items that go together.
Color each pair a different color.



Hot Chocolate Associations

Name: _____ Date _____







Draw a line between the two items that go together.
Color each pair a different color.



Skating with Vocabulary

Name: _____ Date _____






Name the object and then color the ice skate.



Skating with Vocabulary

Name: _____ Date _____




Name the object and then color the ice skate.



Skating with Vocabulary

Name: _____ Date _____




Name the object and then color the ice skate.



A Latte Social Skills

Name: _____ Date: _____








Color: good friend green not a good friend orange



A Latte Social Skills

Name: _____ Date _____

Color: good friend green not a good friend orange




Snowy Feelings


Name: _____

Listen or read the passage. Circle or color the correct feeling.

Andrew was so excited to get hot chocolate after dinner. He knocked over the cup and spilled it all over the table. How do you think he felt?




sad




happy

Mandi played in the snow for 1 hour and then wanted to come in to get warm. She tracked snow all over the carpet. How do you think her mom felt?




amused




angry

Dustin joined in a snowball fight at the park after school. During the game a big dog ran up to him and started growling. How do you think he felt?




proud




scared

Rebecca was trying to finish her project for history class and her little sister kept singing loudly in the same room. How do you think she felt?




annoyed




happy

There was a big snowstorm in Nicki's town last night. Her father was traveling home from a business trip. Nicki hadn't talked to her dad since he left. How do you think Nicki felt?




angry




worried

Jill was sick and didn't get to build a snowman. Her neighbor, Billy, built one in her yard for her. He called her and told her to look out the window. How do you think Jill felt?



happy



annoyed

Snowy Feelings

Name: _____

Listen or read the passage. Circle or color the correct feeling.

Cassie entered a baking contest for her class party. Her jumbo chocolate cookie won first place. How do you think she felt?




worried




proud

John was home sick with a cold and couldn't go to his friend's house. His brother told him really funny jokes to cheer him up. How do you think John felt?




amused



angry

Elizabeth slipped on the ice and hurt her knee. She wasn't able to play in her volleyball game Saturday. How do you think she felt?



sad




scared

Last night there was a big blizzard and the wind was blowing really hard. A tree branch fell and hit Conner's roof. It woke him up. How do you think he felt?




scared




amused

Susie loves winter. She loves to make paper snowflakes and decorate her room. She hung a string of them over her door yesterday. When she got home, she found her snowflakes torn and on the ground. She found out her little brother threw a ball at them. How do you think she felt?




angry



proud

Tommy took his little sister Shelby sledding. Shelby begged to go down the big hill. Tommy pushed her down the big hill but then saw a big tree at the bottom. He hoped Shelby would be able to turn away from it. How do you think he felt?



annoyed



worried

Sentence Mittens

Grammar & Subject-Verb Agreement

Name: _____ Date _____

Read or listen to the sentence. If it sounds good color it blue, if it needs work color it green. Fix the sentence and say it out loud!

Color: sounds good blue needs work green




Sentence Mittens

Grammar & Subject-Verb Agreement

Name: _____ Date _____

Read or listen to the sentence. If it sounds good color it blue, if it needs work color it green. Fix the sentence and say it out loud!

Color: sounds good blue needs work green





Sentence Mittens

Grammar & Subject-Verb Agreement

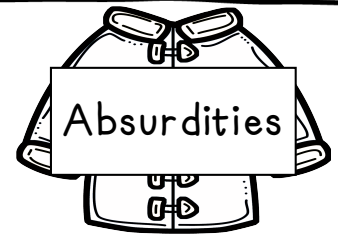
Name: _____ Date _____

Read or listen to the sentence. If it sounds good color it blue, if it needs work color it green. Fix the sentence and say it out loud!

Color: sounds good blue needs work green







Bundled Sentences

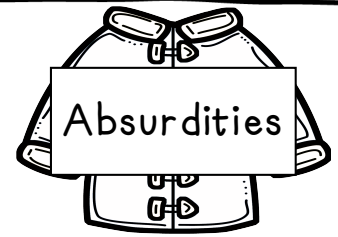


Name: _____ Date: _____

Read or listen to the sentence. If it makes sense color the winter coat blue. If it doesn't make sense color it red. Fix the sentence and say it out loud!








Bundled Sentences




Name: _____ Date: _____

Read or listen to the sentence. If it makes sense color the winter coat blue. If it doesn't make sense color it red. Fix the sentence and say it out loud!




Color by Multiple Meanings

Instructions: Name two meanings of the words at the bottom of the page. After each word, color the part of the picture with the same number on it.



1. bark
2. box
3. blue
4. foot
5. light




6. gum
7. fly
8. shake
9. seal
10. kind


Name: _____ Date: _____

Color by Multiple Meanings

Instructions: Name two meanings of the words at the bottom of the page. After each word, color the part of the picture with the same number on it.



1. pool
2. leaves
3. can
4. bear
5. star




6. squash
7. date
8. bolt
9. bowl
10. hide


Name: _____ Date: _____

Color by Multiple Meanings

Instructions: Name two meanings of the words at the bottom of the page. After each word, color the part of the picture with the same number on it.



1. charge
2. mold
3. bit
4. pitcher
5. check




6. handle
7. left
8. hard
9. jam
10. match

Name: _____ Date: _____




Synonym Snow Balls!



Name: _____ Date _____

Draw a line from one snowball to the other snowball that has its synonym. Color each pair a different color.







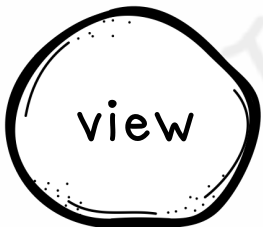



Synonym Snow Balls!



Name: _____ Date _____

Draw a line from one snowball to the other snowball that has its synonym. Color each pair a different color.




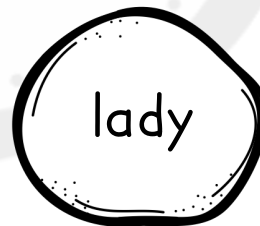


Synonym Snow Balls!



Name: _____ Date _____

Draw a line from one snowball to the other snowball that has its synonym. Color each pair a different color.



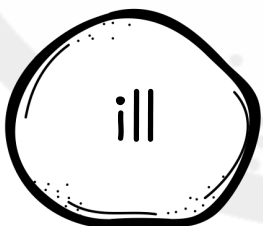



Synonym Snow Balls!



Name: _____ Date _____









Draw a line from one snowball to the other snowball that has its synonym. Color each pair a different color.



A Pair of Antonym Snow Boots

Name: _____ Date _____








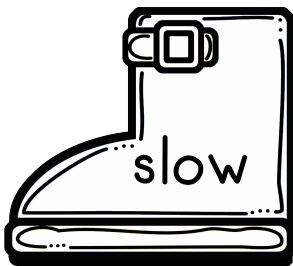

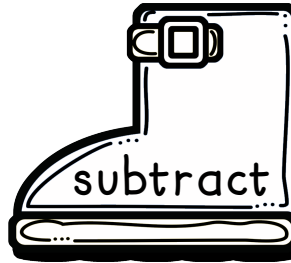
Cut out the words below and glue them next to their antonym.



A Pair of Antonym Snow Boots

Name: _____ Date _____












Cut out the words below and glue them next to their antonym.



A Pair of Antonym Snow Boots

Name: _____ Date _____


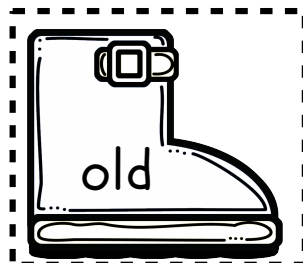





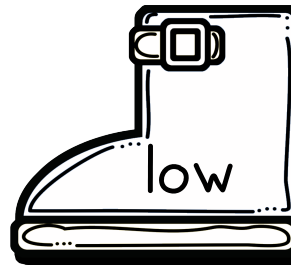
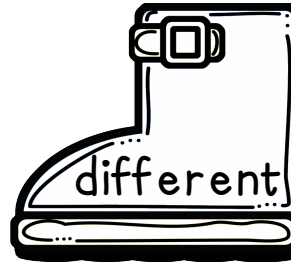
Cut out the words below and glue them next to their antonym.



A Pair of Antonym Snow Boots

Name: _____ Date _____

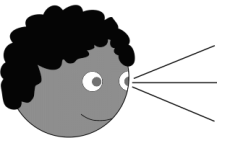
Cut out the words below and glue them next to their antonym.




Bundled Up Describing!

Name: _____ Date _____


Write three attributes about the object on the coat and then color it!

What does

it look like?

What does

it taste like?


What does

it smell like?

What does

it sound like?

What does

it feel like?



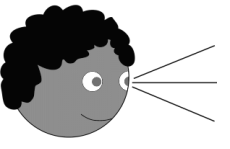





Bundled Up Describing!

Name: _____ Date _____


Write three attributes about the object on the coat and then color it!

What does

it look like?

What does

it taste like?

What does

it smell like?

What does

it sound like?

What does


it feel like?



dog



pencil

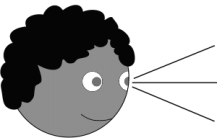



stove

Bundled Up Describing!

Name: _____ Date _____


Write three attributes about the object on the coat and then color it!


What does

it look like?

What does

it taste like?

What does

it smell like?

What does

it sound like?

What does

it feel like?



hot chocolate



mitten

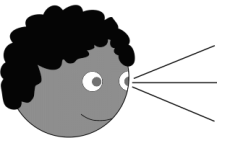


snowflake

Bundled Up Describing!

Name: _____ Date _____

Write three attributes about the object on the coat and then color it!


What does

it look like?

What does

it taste like?

What does

it smell like?

What does

it sound like?

What does

it feel like?



bird



donut








fire

Snowman Positions

Name: _____ Date: _____

Color or dab the picture that goes with the phrase in each box.

Color the snowman...







Snowman Positions

Name: _____ Date _____


Color or dab the picture that goes with the phrase in each box.

Color the snowman...






-ING Snowflakes




Name: _____ Date: _____

Say what the children are doing. Color or dot in the snowflake after you are finished.


What is he doing?




What is she doing?




What is he doing?




What is she doing?





What is she doing?




What is she doing?





What is he doing?




What is she doing?




What is she doing?






-ING Snowflakes





Name: _____ Date _____

Say what the children are doing. Color or dot in the snowflake after you are finished.


What is she doing?




What is he doing?




What is she doing?




What is he doing?




What is he doing?




What are they doing?




What is he doing?




What is she doing?




What she doing?





Regular Past Tense



Name: _____ Date _____

Fill in the blank in the second box out loud. Color or dot the pictures when you are finished.

Today he is cleaning.



Yesterday he _____




Today he is asking a question.




Yesterday he _____ a question.



Today they are watching a movie.



Yesterday they _____ a movie.



Today she is spelling her name.



Yesterday she _____ her name.



Today she is waiting for the bus.



Yesterday she _____ for the bus.



Today she is paying for the candy.



Yesterday she _____ for the candy.



Today she is playing with dolls.



Yesterday she _____ with dolls.




Today he is looking for birds.




Yesterday he _____ for birds.





Irregular Past Tense



Name: _____ Date _____

Fill in the blank in the second box out loud. Color or dot the pictures when you are finished.


Today he is eating.




Yesterday he _____.



Today she is doing her homework.



Yesterday she _____ her homework.



Today she is reading a book.




Yesterday she _____ a book.



Today they are selling lemonade.



Yesterday they _____ lemonade.



Today he is making cupcakes.



Yesterday he _____ cupcakes.



Today he is giving her a gift.



Yesterday he _____ her a gift.



Today she is sitting.



Yesterday she _____.




Today she is sleeping.




Yesterday she _____.





Irregular Past Tense



Name: _____ Date _____

Fill in the blank in the second box out loud. Color or dot the pictures when you are finished.

Today she is writing
a letter



Yesterday she _____
a letter.



Today he is running




Yesterday he _____.



Today he is leaving.



Yesterday he _____.



Today they are
singing a song



Yesterday they
_____ a song.



Today she is
standing up.



Yesterday she
_____ up.



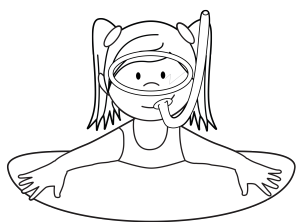
Today he is cutting
the paper.



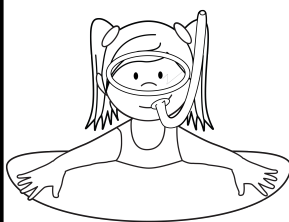
Yesterday he _____
the paper.



Today she is
swimming.



Yesterday she _____.




Today he is
finding bugs.




Yesterday he
_____ bugs.





Regular Plurals




Name: _____ Date _____

Fill in the blanks out loud. Color or dot the pictures when you are finished.

Here is one ____




Here are two ____



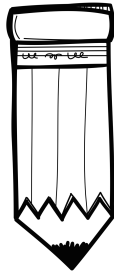
Here is one ____



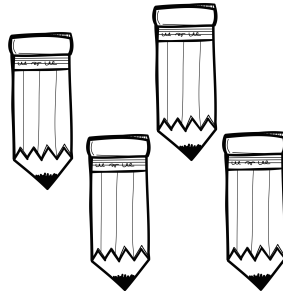
Here are two ____




Here is one ____




Here are four ____



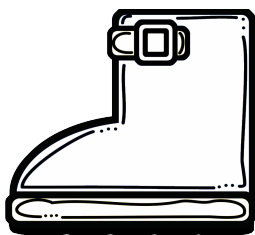
Here is one ____



Here are two ____



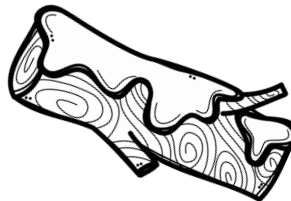
Here is one ____



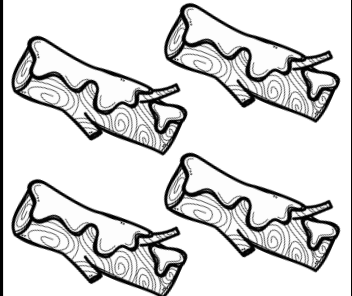
Here are two ____




Here is one ____




Here are four ____



Here is one ____




Here are two ____




Here is one ____




Here are two ____



Word List: hat, bird, pencil, cat, boot, log, bed, sock




Irregular Plurals




Name: _____ Date _____

Fill in the blanks out loud. Color or dot the pictures when you are finished.

Here is one ____



Here are two ____




Here is one ____




Here are two ____



Here is one ____



Here are four ____



Here is one ____




Here are two ____




Here is one ____



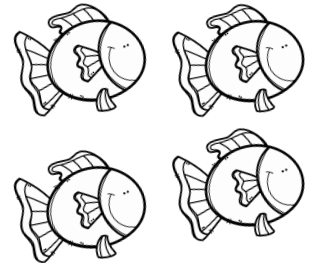
Here are three ____




Here is one ____




Here are four ____




Here is one ____




Here are two ____




Here is one ____




Here are two ____



Word List: mouse, wolf, goose, moose, sheep, fish, man, deer




His/Her Pronouns





Level
One

Name: _____




1. Color her shirt.
2. Color her hair.
3. Color his skates.
4. Color her pants.
5. Color his face.
6. Color his shirt.
7. Color her skates.
8. Color his arms.
9. Color her scarf.
10. Color his pants.
11. Color her face.
12. Color her arms.






His/Her Pronouns




Level
Two

Name: _____




1. Color his shirt blue.
2. Color her skates red.
3. Color her hair brown.
4. Color his skates black.
5. Color her scarf pink.
6. Color his pants brown.
7. Color his hair yellow.
8. Color her shirt orange.
9. Color his face (any color you want).
10. Color her pants purple.
11. Color her hat pink.
12. Color his hat orange.






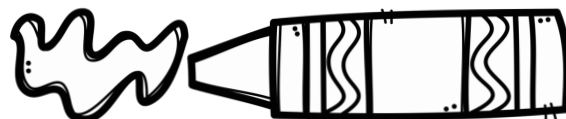
His/Her/Their Pronouns



Name: _____









1. Color their present red.
2. Color its head green.
3. Color his present yellow.
4. Color his pants purple.
5. Color their pants black.
6. Color its feet green.
7. Color his shirt red.
8. Color their shoes black.
9. Color his hair brown.
10. Color their shirts orange.
11. Color its arms blue.
12. Color its body red.



Pronouns Cut & Paste!

Name: _____

Find the pronoun that goes best with each picture.
Cut it out and glue it in the box.




He


She

They

It











Pronouns Cut & Paste!



Name: _____

Find the pronoun that goes best with each picture.
Cut it out and glue it in the box.




Her


Them

Him

It









Pronouns & feelings Sort



Name: _____

1. Color- She is happy.
2. Color- He is sad.
3. Color- He is scared.
4. Color- She is mad.
5. Color- He is silly.
6. Color- He is mad.
7. Color- He is happy.
8. Color- She is sad.



Winter Word Work

Name: _____ Date: _____

Vocabulary Word:

I have heard this word before

I haven't heard this word before

What I think it means:

Dictionary Definition: (if there are multiple meanings, number the definitions 1 and 2)

Write it in a sentence:

Synonyms:

Draw a picture to represent the word:


Antonyms:


Related Words:

Snowman Story Retell

Name: _____ Story: _____







Snowman Story Recap!

Name: _____ Story: _____


Who were the main characters in the story?



What was the main setting of the story?



What was the conflict or the main problem?



What was the resolution or how was the problem solved?



Snowman Story Recap!

Name: _____ Story: _____


Who were the characters in the story?



What was the main setting of the story?



Name two things that happened in the story.






What was the moral or lesson from the story?



Rhyming Mittens

Name: _____ Date _____




Say and write a rhyming word in the other mitten.



Rhyming Mittens

Name: _____ Date _____




Say and write a rhyming word in the other mitten.



Rhyming Mittens

Name: _____ Date _____


Say and write a rhyming word in the other mitten.



Winter Listen Up!

Name: _____

One-Step




- Color one mitten green.
- Color the penguin with a hat on purple
- Circle an ice skate
- Color two snowflakes blue
- Draw an X on a penguin wearing a scarf
- Color one snowball pink
- Color the Snowman's nose orange.
- Circle the hot chocolate that is off of the table blue.
- Color the bird in the tree yellow
- Color all of the ice skates red.

Winter Listen Up!

Name: _____

Two-Steps

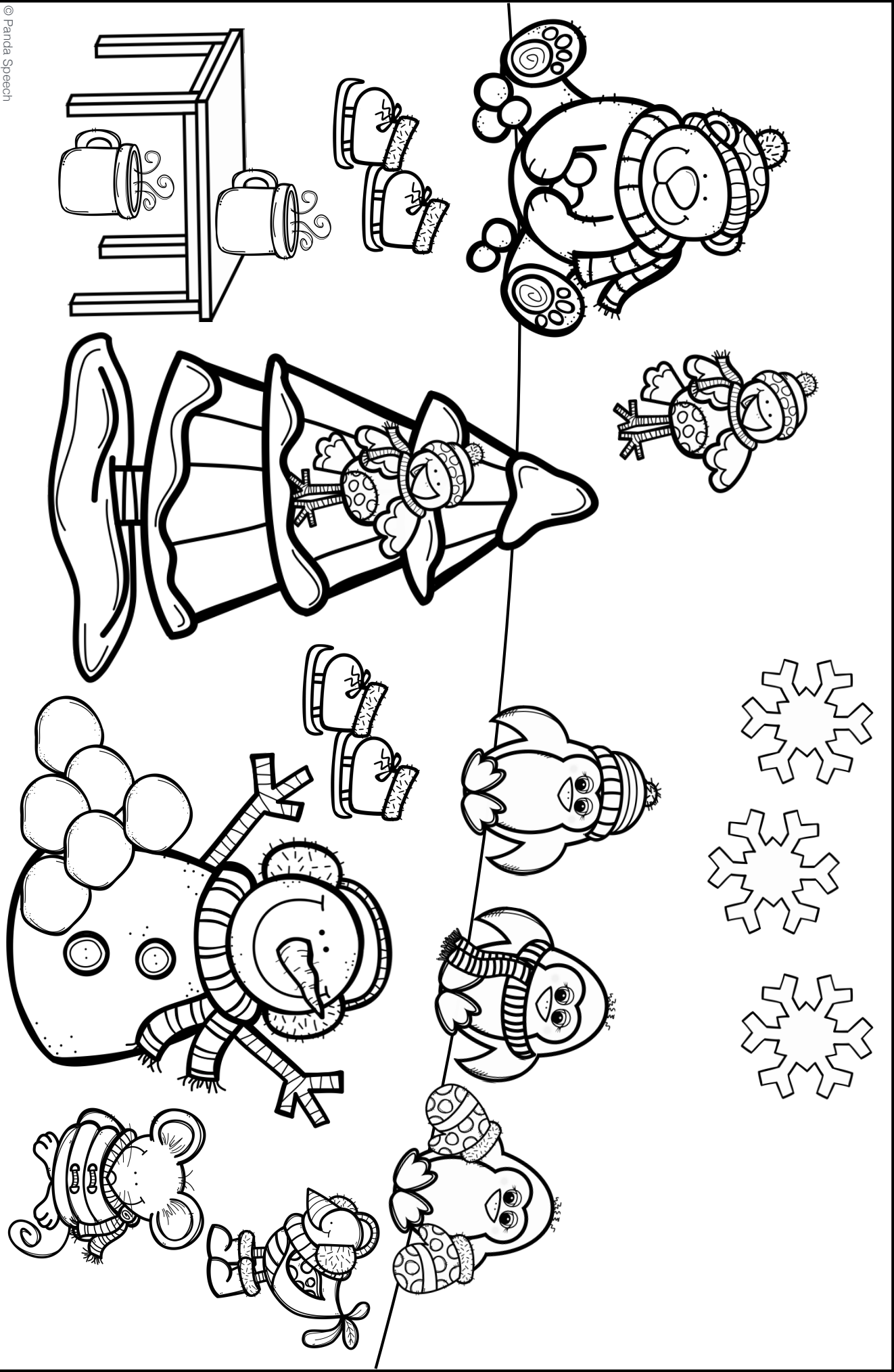


- Put an X on the polar bear's nose, then circle a penguin's hat.
- Color one snowflake green, then color one mug orange.
- Color one pair of skates yellow, then color the table brown.
- Color a penguin's mittens purple, then color 3 snowballs red.
- Draw an X on a penguin wearing a scarf, then color the tree green.
- Color the bird above the tree blue, then circle the penguin wearing a scarf.
- Put an X on a snowflake, then circle one of the snowman's arms.
- Circle the bird in the tree, then color the snowman's scarf orange.
- Circle one ice skate, then put Xs on the snowman's buttons.
- Color the polar bear's scarf blue, then color the snowman's nose orange.


Winter Listen Up!

Name: _____









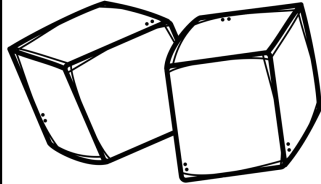
make your own directions



Winter Bingo




Winter Bingo



Winter Bingo



Winter Bingo



This is something
you wear in the
winter to keep
your neck warm.

© Panda Speech

This is a house
that eskimos
live in. It is
made of ice.

© Panda Speech

This is something
that is white and
you throw when
playing in the
snow.

© Panda Speech

This is something
you build when it
snows. It has a
carrot nose and
buttons.

© Panda Speech

This is something
you wear on your
hands in the
winter to keep
them warm.

© Panda Speech

This is something
that you wear in
the winter that
covers your ears to
keep them warm.

© Panda Speech

This is a large
plant that grows
tall. It has a trunk
and needles.

© Panda Speech

This is something
you wear on your
feet when you visit
an ice skating rink.

© Panda Speech

This is something
cold and you put
it in your drink.

© Panda Speech

This is a bird
that doesn't fly
and lives in
Antarctica.

© Panda Speech

This is something that
happens to you more
often in the winter. It
makes you have a
stuffy nose and cough.

© Panda Speech

This is something
that falls from
the sky when it is
snowing.

© Panda Speech

This is something you
wear in the winter
when you go outside.
You put it on one arm
at a time.

© Panda Speech

This is something
you wear in the
winter to keep
your head warm.

© Panda Speech


This is something
you drink in the
winter, it is hot
and sweet.

© Panda Speech


This is something
you wear on your
feet to keep them
dry and warm in
the winter.

© Panda Speech


Color-A-Snowman




Roll the die and color the part of the snowman under the number you rolled. Keep rolling until the snowman is finished!




ear muffs




scarf




carrot
nose



buttons



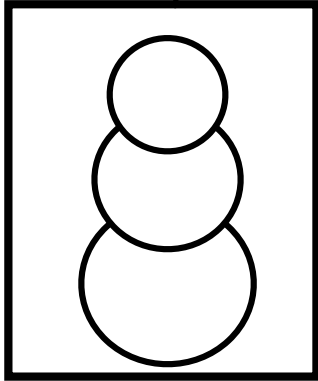
stick
arms




ice
skate

How to draw a simple snowman!


step 1




step 2




step 3



step 4





1. Draw three circles from big to little starting at the bottom.
2. Draw two stick arms.
3. Draw a face.
4. Draw buttons.



_____ 's Snowman!

Fill in the snowballs as you practice good speech & language!



Polar Bear
Snowball
Fight!

Fill in the marshmallows as you practice good speech & language!



Artwork Shout Outs

Smarty Symbols: www.smartysymbols.com

Rebecca B Designs: <https://www.teacherspayteachers.com/Store/Rebeccab-Designs>

Panda Fonts: <https://www.teacherspayteachers.com/Store/Panda-Speech/Category/Panda-Font-Shop>

Prince Padania: <https://www.teacherspayteachers.com/Store/Prince-Padania>

Erin Bradley Designs: <https://www.teacherspayteachers.com/Store/Erin-Bradley-Designs>

Creative Clips: <https://www.teacherspayteachers.com/Store/Krista-Walden>

<https://www.teacherspayteachers.com/Product/Summer-Fun-P4Clips-Trioriginals-Digital-Clip-Art-1877043>

Clipart Queen: <http://www.teacherspayteachers.com/Store/Clipart-Queen>

<https://www.teacherspayteachers.com/Store/The-Joyful-Learner>

<https://www.teacherspayteachers.com/Store/Casedillacrums>

<https://www.teacherspayteachers.com/Store/Davids-Simple-Teaching>

<https://www.teacherspayteachers.com/Store/Teacher-Designs>

<https://www.teacherspayteachers.com/Store/Chirp-Graphics>

<https://www.teacherspayteachers.com/Store/Roly-Poly-Designs>

Whimsy Clips: <https://www.teacherspayteachers.com/Store/Whimsy-Clips>

<https://www.teacherspayteachers.com/Store/Educlips>

<https://www.teacherspayteachers.com/Store/Esl-Kidz>



<https://www.teacherspayteachers.com/Store/Empty-Jar-Illustrations>

<https://www.teacherspayteachers.com/Store/Worksheetjunkie>

<https://www.teacherspayteachers.com/Store/Zip-a-dee-doo-dah-Designs>

<https://www.teacherspayteachers.com/Store/Pigknit-Clip-Art>

<https://www.teacherspayteachers.com/Store/Polka-Dots-Please>



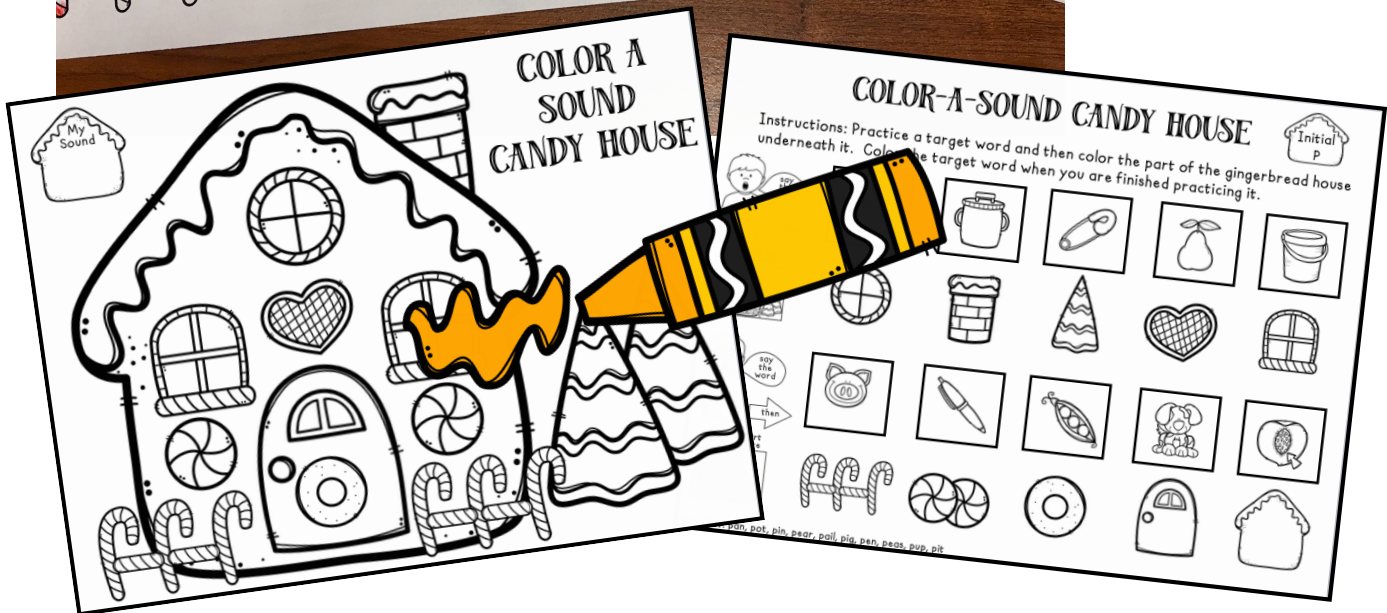
pigknit



NEED A FUN NO-PREP ACTIVITY FOR THE HOLIDAY SEASON?



**INK
FRIENDLY
EARLY
SOUNDS**



NO-PREP!
TRY COLOR A
SOUND CANDY
HOUSE!

Included Phonemes
Initial/Medial/Final:
p, b, m, n, t, d, k, g, f
Initial: y, h, w
Initial sblends: mixed, sw
sp, st, sm, sn, sk, sl




Terms of Use: © Panda Speech, LLC 2015
Paid Product: This is a single user license ONLY. DO NOT share, copy, email, save to a shared drive, or redistribute this file in any way. If you wish to share with a colleague, please purchase an additional license or direct them to my TPT store.
Free Product: Single user download ONLY! Please direct others to my store if you want to share!
*You may not copy any part of this document (content, layout, format, idea, design) and reproduce it or create a similar product using my idea. All rights reserved to Mandi SLP of Panda Speech, LLC. This original activity was imagined and created by Amanda Schaumburg, all rights reserved.
PLEASE RESPECT COPYRIGHT LAWS!!

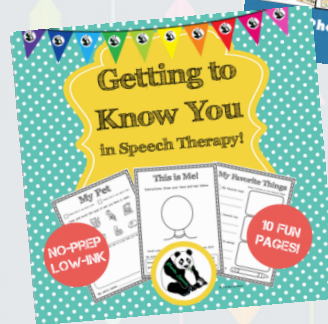



THANK YOU!

Leave feedback to earn TPT credits!

Visit www.pandaspeechtherapy.com for more tips and resources! Click below to follow me on Social Media!



Check out my best sellers!



Don't forget to check out the Panda Font Shop!