

DRAFT – Unofficial Until Approved
Meeting Minutes 12/8/2016

The Governing Board of the Tanque Verde Unified School District #13, Pima County, Tucson, Arizona held a Special Study Session Board meeting on December 8, 2016 in the Board Room, at Tanque Verde Unified School District Administrative Office - 2300 N. Tanque Verde Loop Rd., Tucson, Arizona 85749. The meeting was called to order at 7:59 a.m.

1. ROLL CALL

Board Members present:

Mr. Carlos Ruiz, President

Ms. Susan Fry, Board Member

Mr. Steven Auslander, Board Member

Mr. Jeffrey Neff, Board Member

Administrative Staff:

Ms. Kimberly C. Sharp, Superintendent

Mr. Adam Hamm, Business Manager

2. APPROVAL OF AGENDA

MOTION: Mr. Neff made a motion to approve the agenda with exception; he requested Action Item A. Minimum Wage Adjustment (Classified Staff) be moved and heard prior to Information and Discussion Items. Mr. Auslander seconded; the motion carried unanimously.

3. CONSENT AGENDA (*see attached*)

MOTION: Mr. Auslander made a motion to approve the Consent Agenda. Mr. Neff seconded; the motion carried unanimously.

4. ACTION ITEMS

A. Minimum Wage Adjustment (Classified Staff) – Ms. Kimberly Sharp

Ms. Sharp presented the Support Staff Hiring Schedule recently developed and recommended for Board approval effective 1-1-17. Ms. Sharp said with the passage of Prop #206, the District reviewed the Support Staff Hiring Schedule and is making the necessary adjustments to comply with Prop 206 – Minimum Wage adjustment to \$10.00. She stated thoughtful consideration was made with the wage adjustment to prevent salary compression. Ms. Fry thanked Ms. Sharp for all of her work on this issue. Mr. Ruiz thanked her as well, adding this is a necessary adjustment; unplanned, but necessary. This year the adjustment will impact the budget by approximately \$62,000, and next year by approximately \$130,000.

MOTION: Ms. Fry made a motion to approve the Minimum Wage Adjustment as presented. Mr. Neff seconded; the motion carried unanimously.

5. INFORMATION AND DISCUSSION ITEMS

A. Allovue Presentation – Ms. Jess Gartner and Mr. Jason Becker

Ms. Jess Gartner introduced herself to the Governing Board as a former middle school teacher from Baltimore who saw a ‘need’ in how the Budgets in Districts were managed. She witnessed first-hand successful administrators struggle with understanding their budget responsibilities. There is little, if any, budget professional development training for

administrators. Allovue provides a site based budgeting tool that helps administrators and business managers access and monitor financial data. Having access and a better understanding of budgets allows for informed and equitable decisions that influence and support student learning. Jess Gartner is the Founder and Chief Executive Officer of Allovue.

Mr. Jason Becker is the Chief Product Officer of Allovue. He is a former Organic Chemist with a strong interest in how systems work. He and Ms. Gartner worked in collaboration to develop product tools and systems that support and inform administrators as they make financial decisions.

Allovue is currently working in a number of schools in ten (10) different states. A for Arizona has endorsed Allovue.

When asked by Ms. Gartner, the Administrators and Board Members shared their communication challenges and concerns with the current system. The following themes emerged:

- . Lag time between the collection of funds before they show up in the account
- . Unsure in which accounts the money is placed
- . Concerns about 'real time' balances and lack of balance forward – we need tools to connect
- . 'Unknown' mandates imposed on the District mid-year which impact the budget
- . Lack of efficiency and creativity
- . Funding strings are an unknown
- . Not knowing the actual budget is very frustrating
- . We make better decisions when we know our budget
- . Hopeful for more competitive wages for Teachers
- . Knowledge is good
- . Prioritization of budget and allocating resources equitably
- . Transparency and a better understanding for the community
- . Efficiency
- . We make every effort to make our funds stretch – we just don't have enough

Mr. Ruiz said he believes a change to site based budgeting will increase community opportunities for involvement. Each school has their own characteristics and community – this change would help strengthen us.

Attached is the presentation made by Allovue.

6. **ADJOURNMENT**

Mr. Ruiz adjourned the meeting at 9:40 p.m.

Respectfully submitted by,
Judy Bower, Governing Board Secretary

Carlos Ruiz, Board President

Susan Fry, Board Member

Steven Auslander, Board Member

Jeffrey Neff, Board Member

Administrator Contracts	Position	Reason	Site	FTE	Salary	Date
Certified Contracts	Position	Reason (Replace / New)	Site	FTE	Salary	Date
Certified Resignations	Position	Reason (Replace / New)	Site	FTE	Wage	Date
Classified Contracts	Position	Reason (Replace / New)	Site	FTE	Wage	Date
Classified Agreements	Position	Reason (Replace / New)	Site	FTE	Wage	Date
Jennifer Suichies	Paraprofessional I	Replace Marci Tucker	TVHS	0.80	\$9.56	12/5/2016
Other Continuations	Position	Reason (Replace / New)	Site	FTE	Wage	Date
Other	Position	Reason (Replace / New)	Site	FTE	Wage	Date
All Certified Substitutes	Certified Substitutes	Minimum Wage Increase	All Sites	Varies	\$80.00 per day	1/1/2017
Classified Resignations	Position	Reason	Site	FTE	Wage	Date
Other Discontinuations	Position	Reason	Site	FTE	Wage	Date
Other New Hires	Position	Reason	Site	FTE	Wage	Date



Introductions



Top Finance Challenges in Districts

Accessing accurate, timely data

Training and support for budget managers

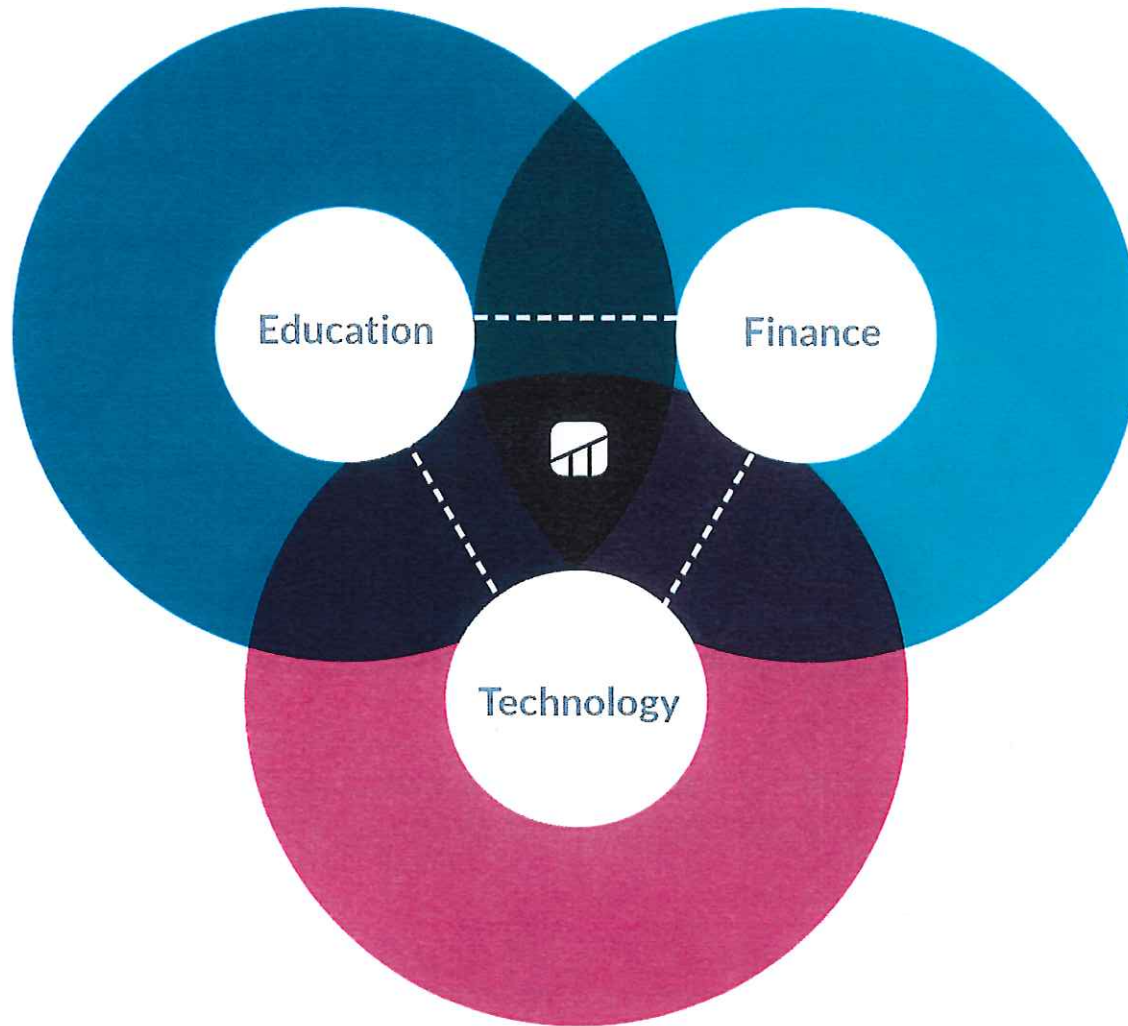
State and federal grants reporting

Strategic budgeting

Aligning spending to district goals and outcomes



EdFinTech





Education finance is a civil rights issue.



Solutions

FUND	YR	AWD	CAT	PROG	CC	OSO	Budget	Actual	Encum
3001	13	00	0202	1501	0064	0101	67,600.00	6,423.51	.00
3001	13	00	0202	1501	0064	0106	.00	888.72	.00
3001	13	00	0202	1501	0064	0107	.00	190.52	.00
3001	13	00	0202	1501	0064	0435	5,500.00	.00	1,632.64
3001	13	00	0202	1501	0066	0101	406,158.00	56,285.69	.00
3001	13	00	0202	1501	0066	0106	.00	11,657.40	.00
3001	13	00	0202	1501	0066	0115	.00	176.40	.00
3001	13	00	0202	1501	0066	0435	7,314.00	.00	.00
3001	13	00	0202	1501	0067	0101	93,067.80	3,751.73	.00
3001	13	00	0202	1501	0067	0106	.00	2,804.40	.00
3001	13	00	0202	1501	0067	0140	.00	68,051.79	.00
3001	13	00	0202	1501	0067	0401	2,000.97	.00	.00
3001	13	00	0202	1501	0067	0524	900.00	.00	.00
3001	13	00	0202	1501	0073	0101	142,596.00	14,570.20	.00
3001	13	00	0202	1501	0073	0106	.00	1,517.72	.00
3001	13	00	0202	1501	0073	0401	1,000.00	.00	.00
3001	13	00	0202	1501	0073	0435	1,000.00	.00	.00
3001	13	00	0202	1501	0073	0460	200.00	.00	.00
3001	13	00	0202	1501	0075	0101	203,018.00	33,221.76	.00
3001	13	00	0202	1501	0075	0106	.00	3,515.10	.00
3001	13	00	0202	1501	0075	0144	.00	4,842.93	.00
3001	13	00	0202	1501	0075	0163	10,000.00	2,516.36	.00
3001	13	00	0202	1501	0075	0340	2,235.00	.00	.00
3001	13	00	0202	1501	0075	0401	5,000.00	747.77	1,805.58
3001	13	00	0202	1501	0075	0435	9,780.00	2,468.58	806.99
3001	13	00	0202	1501	0075	0506	1,500.00	.00	.00
3001	13	00	0202	1501	0075	0524	2,000.00	.00	.00
3001	13	00	0202	1601	0064	0332	7,956.48	1,989.12	5,967.36
3001	13	00	0202	1601	0066	0332	3,809.13	952.28	2,856.85
3001	13	00	0202	1601	0067	0332	4,615.39	1,153.85	3,461.54
3001	13	00	0202	1601	0073	0332	4,775.62	1,193.91	3,581.71
3001	13	00	0202	1601	0075	0332	30,427.11	3,803.78	11,411.33
3001	13	00	0203	0101	0064	0101	719,953.50	33,225.11	.00
3001	13	00	0203	0101	0064	0140	.00	1,825.14	.00
3001	13	00	0203	0101	0064	0163	4,000.00	.00	.00
3001	13	00	0203	0101	0064	0164	5,000.00	.00	.00
3001	13	00	0203	0101	0064	0165	8,000.00	.00	.00
3001	13	00	0203	0101	0064	0166	10,000.00	.00	.00

EXAMPLE



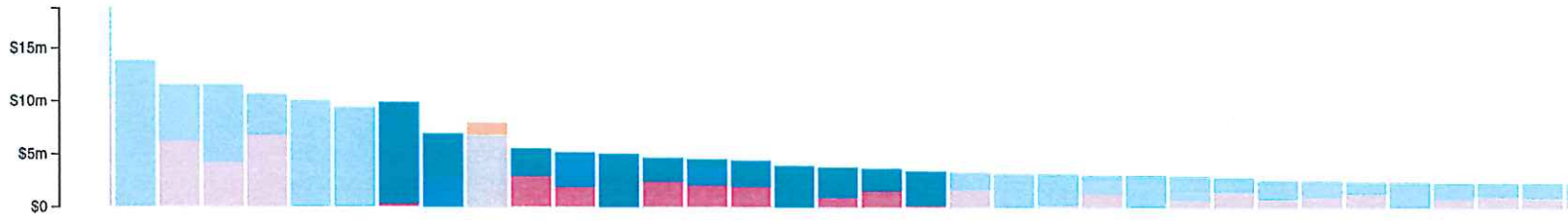
Access & monitoring

Search for anything 0 Filters Sort Group By

Bookmark

Account Balances

Showing: All Amounts



Shown in table below

Locations	Objects	Functions	Funds	Budgeted ▼	Encumbered	Spent	Available
Central	ELECTRIC CURRENT - 625005	MAINTENANCE OF BUILDINGS	Capital Projects Fun	\$9,368,750		-\$237,720	\$9,606,470
Transportation Purchases	NEW BUSES - 731015	PURCHASE OF SCHOOL BUSES	School Bus Replace	\$6,799,000	\$2,625,000		\$4,174,000
Central	TRANSFER TUITION - 561010	TRANSFER TUITION	General Fund	\$6,714,238	\$22,375	\$7,806,587	-\$1,114,724
Tradesmen	CRAFTSMEN - 120230	MAINTENANCE OF BUILDINGS	Capital Projects Fun	\$5,507,125		\$2,811,087	\$2,696,038
Special Education Speech HDCP	CONTRACTED SERVICES - 311025	COMMUNICATION DISORDERS	General Fund	\$5,073,052	\$3,154,680	\$1,847,671	\$70,701
Central	TEXTBOOKS NEW ADOPTIONS - 630010	TEXTBOOKS, WORKBOOKS, AND REPA	Textbook Rental Fu	\$5,000,000			000
Chief Academic Officer	TEACHERS - 110270	ELEMENTARY	General Fund	\$4,605,875		\$2,313,058	\$2,292,817





We've imported and analyzed
over \$20B of finance data



Research & analysis

How will I adapt to all of the new ESSA reporting requirements?

Which of my programs actually increase student learning?

Are the programs I implement cost-effective?

Am I funding my schools equitably?

Exactly how much of my budget do I spend on special education?

How do I know which instructional programs are working?



ESSA Ready-Set-Go



Ready?

- Readiness diagnostic
- COA revision



Set?

- Track Title spending with *Balance*
- Identify research-based programs for Title money



Go!

- Quarterly compliance checks
- Track ongoing success of programs



Strategic budgeting

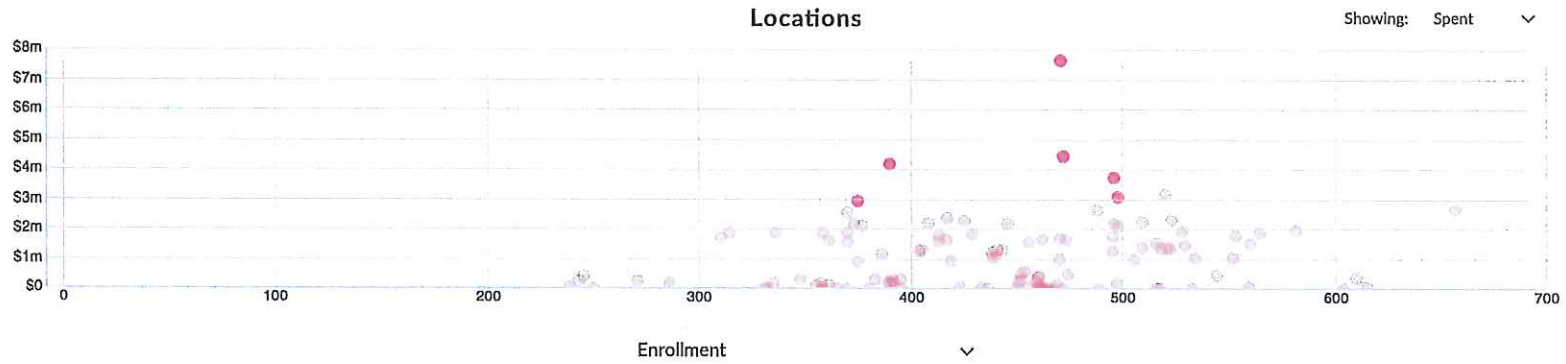
Goals	Actions	Objects	Schools	Categories	Fund Resour...
1 All students will demonstrate the knowledge, skills, and values necessary to become productive citizens in the 21st century.	1.3 Maintain partnerships with institutions of higher education and community organizations that support desired student-learning outcomes, including support for A-G completion.	Travel Conference	COMMUNITY RELATIONS	1.3.2 Community Relations	Unrestricted Discretionary Accounts
1 All students will demonstrate the knowledge, skills, and values necessary to become productive citizens in the 21st century.	1.3 Maintain partnerships with institutions of higher education and community organizations that support desired student-learning outcomes, including support for A-G completion.	Activity Supervisor's Salary - Regular	MARTIN ELEMENTARY SCHOOL	1.3.2 Community Relations	IASA:Title I Basic Grants Low-Income and Neglected, Part A



Connect spending to outcomes

Filters Sort Group By [Bar Chart] [Line Chart]

Bookmark Share Print



Locations	Enrollment	Budgeted	Encumbered	Spent	Available
Monarch Middle School	470	\$14,573,628.88	\$79,333.47	\$7,629,839.90	\$6,864,455.51
Willow High	471	\$8,502,685.86	\$34,357.76	\$4,438,000.23	\$4,030,327.86
Sacred Heart School	389	\$7,812,693.05	\$21,111.12	\$4,156,422.26	\$3,635,159.67
Martin Van Buren School	495	\$7,464,208.13	\$100,639.40	\$3,712,238.64	\$3,651,330.08
Granite Bay High	374	\$6,532,238.01	\$63,245.89	\$2,952,242.82	\$3,516,749.30
Herbert Hoover School	497	\$6,112,230.91	\$48,258.11	\$3,045,118.91	\$3,018,853.89



Balance Demo



Pricing includes:

- 90-day implementation
- Savvy Survey diagnostic
- Up to 5 years historic data
- Data tagging & mapping to goals
- All nonfinancial data uploads
- In-person kickoff and launch training
- 12 Strategy sessions
- 4 webinars for ongoing PD
- Live-chat 5am-5pm
- Maintenance, hosting, upgrades, and tech support



Thank you!