

AGENDA

SCHOOL BOARD WORKSHOP

GADSDEN COUNTY SCHOOL BOARD
MAX D. WALKER ADMINISTRATION BUILDING
35 MARTIN LUTHER KING, JR. BLVD.
QUINCY, FLORIDA

May 24, 2016
4:30 P.M.

THIS WORKSHOP IS OPEN TO THE PUBLIC

1. Call to order
2. Financial Data Report
3. Discussion Items
 - a. List of contractors and notification to Board regarding vendors with total payments greater than \$15,000 and other payment issues.
 - b. Miscellaneous finance department items:
 - i. Title I and 21 Century – Piggyback on PAEC Contract
 - ii. FOCUS Implemented and working.
 - iii. Florida Supreme Court Works' Compensation Ruling **SEE PAGE #90**
 - iv. Revised 4th calculation Net State FEFP **SEE PAGE #94**
 - c. Other – Agenda Item
 - i. 2016-17 Payroll Calendar **SEE PAGE #96**
4. School Board Requests and Concerns
5. Adjournment

Expense Report

May 2015 - 2016

Fund	Function	Object	Year	Budgeted	Committed	Encumbered	Expended MTD	Expended QTD	Expended YTD	Balance	Percent	
110 GENERAL FUND	5100 INSTRUCTIONAL K-12	120 CLASSROOM TEACHER-REGULAR PAY	2015	10,203,593.55	2,346,131.65	0.00	769,701.20	2,343,657.32	7,146,798.80	710,663.10	6.96	
110 GENERAL FUND	5100 INSTRUCTIONAL K-12	121 CLASSROOM TEACHER-MISC EARNING	2015	1,555.15	0.00	0.00	547.36	547.36	2,102.51	-547.36	0.00	
110 GENERAL FUND	5100 INSTRUCTIONAL K-12	122 TEACHER INSERVICE EARNINGS	2015	700.00	0.00	0.00	0.00	700.00	700.00	0.00	0.00	
110 GENERAL FUND	5100 INSTRUCTIONAL K-12	123 TEACHER SUPPLEMENT	2015	221,566.85	64,562.79	0.00	11,411.63	37,811.09	176,100.33	-19,096.27	0.00	
110 GENERAL FUND	5100 INSTRUCTIONAL K-12	124 CLASSRM TEACH-ANNUAL LEAVE	2015	2,687.37	0.00	0.00	0.00	0.00	2,687.37	0.00	0.00	
110 GENERAL FUND	5100 INSTRUCTIONAL K-12	125 CLASSROOM TEACHER-SICK PAY	2015	39,104.14	0.00	0.00	0.00	0.00	39,104.14	0.00	0.00	
110 GENERAL FUND	5100 INSTRUCTIONAL K-12	128 CLASSROOM TEACHER-SUMMER SCH	2015	22,091.86	0.00	0.00	0.00	0.00	22,091.86	0.00	0.00	
110 GENERAL FUND	5100 INSTRUCTIONAL K-12	140 SUBSTITUTES	2015	195,586.62	0.00	0.00	27,551.05	82,409.01	247,299.74	-51,713.12	0.00	
110 GENERAL FUND	5100 INSTRUCTIONAL K-12	150 INSTRUCTIONAL ASSIST-REGULAR P	2015	214,559.01	53,062.55	0.00	0.00	17,403.65	144,115.51	17,380.95	8.10	
110 GENERAL FUND	5100 INSTRUCTIONAL K-12	151 INSTRUCTION ASST MISC EARNINGS	2015	582.79	0.00	0.00	0.00	12.38	582.78	0.01	0.00	
110 GENERAL FUND	5100 INSTRUCTIONAL K-12	153 INSTRUCTIONAL ASSIST-SUPLMNT	2015	0.00	1,726.70	0.00	0.00	0.00	0.00	-1,726.70	0.00	
110 GENERAL FUND	5100 INSTRUCTIONAL K-12	158 PARAPROFESSIONAL-SUMMER SCHOOL	2015	882.84	0.00	0.00	0.00	0.00	882.84	0.00	0.00	
110 GENERAL FUND	5100 INSTRUCTIONAL K-12	210 RETIREMENT	2015	778,856.40	183,248.33	0.00	58,835.72	180,505.04	559,651.38	35,956.69	4.62	
110 GENERAL FUND	5100 INSTRUCTIONAL K-12	220 SOCIAL SECURITY	2015	781,778.21	188,609.70	0.00	57,628.47	176,682.21	554,075.41	39,093.10	5.00	
110 GENERAL FUND	5100 INSTRUCTIONAL K-12	230 BOARD MEDICAL & DENTAL INS	2015	1,014,798.98	242,338.39	0.00	78,632.58	241,430.99	757,672.70	14,787.89	1.46	
110 GENERAL FUND	5100 INSTRUCTIONAL K-12	232 BOARD TERM LIFE INSURANCE	2015	24,852.97	5,754.18	0.00	1,913.90	5,800.50	17,946.11	1,152.68	4.64	
110 GENERAL FUND	5100 INSTRUCTIONAL K-12	240 WORKERS COMPENSATION	2015	53,718.92	11,773.55	0.00	4,232.07	12,983.86	40,515.17	1,430.20	2.66	
110 GENERAL FUND	5100 INSTRUCTIONAL K-12	310 PROFESSIONAL	2015	3,785,365.23	0.00	48,859.68	27,687.89	623,346.33	2,873,032.79	863,472.76	22.81	

FUND		AND TECHNICAL										
110 GENERAL FUND	5100 INSTRUCTIONAL K-12	320 INSURANCE AND BOND PREMIUMS	2015	297,627.00	0.00	0.00	0.00	223,220.25	223,220.25	74,406.75	25.00	
110 GENERAL FUND	5100 INSTRUCTIONAL K-12	330 TRAVEL	2015	252.90	0.00	0.00	0.00	0.00	252.90	0.00	0.00	
110 GENERAL FUND	5100 INSTRUCTIONAL K-12	350 REPAIRS AND MAINTENANCE	2015	1,488.96	0.00	0.00	0.00	0.00	1,488.96	0.00	0.00	
110 GENERAL FUND	5100 INSTRUCTIONAL K-12	360 RENTALS	2015	79,951.04	0.00	22,995.40	0.00	30,680.64	66,320.64	-9,365.00	0.00	
110 GENERAL FUND	5100 INSTRUCTIONAL K-12	370 COMMUNICATIONS	2015	700.00	0.00	200.00	0.00	0.00	500.00	0.00	0.00	
110 GENERAL FUND	5100 INSTRUCTIONAL K-12	390 OTHER PURCHASED SERVICES	2015	182,402.62	0.00	63,270.38	0.00	28,352.57	125,532.24	-6,400.00	0.00	
110 GENERAL FUND	5100 INSTRUCTIONAL K-12	510 SUPPLIES	2015	414,324.29	0.00	7,809.10	758.10	1,900.98	186,852.49	219,662.70	53.02	
110 GENERAL FUND	5100 INSTRUCTIONAL K-12	520 TEXTBOOKS	2015	153,772.60	0.00	0.00	0.00	78.25	107,350.23	46,422.37	30.19	
110 GENERAL FUND	5100 INSTRUCTIONAL K-12	530 PERIODICALS	2015	413.25	0.00	20.75	0.00	0.00	171.25	221.25	53.54	
110 GENERAL FUND	5100 INSTRUCTIONAL K-12	643 COMPUTER EQUIP-MORE THAN \$750	2015	13,656.64	0.00	0.00	0.00	0.00	13,656.64	0.00	0.00	
110 GENERAL FUND	5100 INSTRUCTIONAL K-12	644 COMPUTER EQUIP-LESS THAN \$750	2015	3,435.12	0.00	0.00	0.00	0.00	3,435.12	0.00	0.00	
110 GENERAL FUND	5100 INSTRUCTIONAL K-12	730 DUES AND FEES	2015	26,446.55	0.00	0.00	0.00	-148,488.50	26,446.55	0.00	0.00	
110 GENERAL FUND	5200 EXCEPTIONAL	120 CLASSROOM TEACHER-REGULAR PAY	2015	1,727,317.54	438,710.40	0.00	146,163.41	440,249.78	1,277,747.66	10,859.48	0.63	
110 GENERAL FUND	5200 EXCEPTIONAL	121 CLASSROOM TEACHER-MISC EARNING	2015	8,107.91	0.00	0.00	867.66	3,742.90	10,294.80	-2,186.89	0.00	
110 GENERAL FUND	5200 EXCEPTIONAL	123 TEACHER SUPPLEMENT	2015	22,313.14	5,445.32	0.00	528.30	1,584.90	19,459.84	-2,592.02	0.00	
110 GENERAL FUND	5200 EXCEPTIONAL	124 CLASSRM TEACH-ANNUAL LEAVE	2015	0.00	0.00	0.00	0.00	400.93	400.93	-400.93	0.00	
110 GENERAL FUND	5200 EXCEPTIONAL	125 CLASSROOM TEACHER-SICK PAY	2015	6,275.31	0.00	0.00	0.00	1,747.11	6,275.31	0.00	0.00	
110 GENERAL FUND	5200 EXCEPTIONAL	128 CLASSROOM TEACHER-SUMMER SCH	2015	68,698.01	0.00	0.00	0.00	0.00	68,698.01	0.00	0.00	
110 GENERAL FUND	5200 EXCEPTIONAL	140 SUBSTITUTES	2015	43,681.71	0.00	0.00	4,161.40	15,951.21	45,064.66	-1,382.95	0.00	
110 GENERAL FUND	5200 EXCEPTIONAL	150 INSTRUCTIONAL ASSIST-REGULAR P	2015	485,602.52	118,326.64	0.00	0.00	38,680.09	328,556.00	38,719.88	7.97	

110 GENERAL FUND	5200 EXCEPTIONAL	153 INSTRUCTIONAL ASSIST-SUPPLMNT	2015	0.00	610.62	0.00	0.00	0.00	0.00	-610.62	0.00	
110 GENERAL FUND	5200 EXCEPTIONAL	155 PARAPROFESSIONAL-SICK PAY	2015	701.35	0.00	0.00	0.00	0.00	701.35	0.00	0.00	I
110 GENERAL FUND	5200 EXCEPTIONAL	158 PARAPROFESSIONAL-SUMMER SCHOOL	2015	36,327.79	0.00	0.00	0.00	0.00	36,327.79	0.00	0.00	I
110 GENERAL FUND	5200 EXCEPTIONAL	160 OTHER SUPPORT PERSONNEL-REG PY	2015	42,156.83	11,254.44	0.00	0.00	3,070.00	26,064.93	4,837.46	11.47	I
110 GENERAL FUND	5200 EXCEPTIONAL	161 OTHER SUPPORT-MISC EARNINGS	2015	9,090.66	0.00	0.00	0.00	1,480.74	9,090.66	0.00	0.00	I
110 GENERAL FUND	5200 EXCEPTIONAL	168 OTHER SUPPORT PERS-SUMMER SCH	2015	929.23	0.00	0.00	0.00	0.00	929.23	0.00	0.00	I
110 GENERAL FUND	5200 EXCEPTIONAL	210 RETIREMENT	2015	194,918.06	44,727.02	0.00	11,434.02	38,536.20	138,438.26	11,752.78	6.03	I
110 GENERAL FUND	5200 EXCEPTIONAL	220 SOCIAL SECURITY	2015	185,417.68	43,937.57	0.00	10,760.42	35,960.39	129,691.93	11,788.18	6.36	I
110 GENERAL FUND	5200 EXCEPTIONAL	230 BOARD MEDICAL & DENTAL INS	2015	322,256.57	78,137.30	0.00	19,101.76	63,232.42	230,462.59	13,656.68	4.24	I
110 GENERAL FUND	5200 EXCEPTIONAL	232 BOARD TERM LIFE INSURANCE	2015	6,539.98	1,514.76	0.00	427.90	1,389.25	4,524.48	500.74	7.66	I
110 GENERAL FUND	5200 EXCEPTIONAL	240 WORKERS COMPENSATION	2015	15,328.50	3,411.16	0.00	773.80	2,770.50	11,146.47	770.87	5.03	I
110 GENERAL FUND	5200 EXCEPTIONAL	310 PROFESSIONAL AND TECHNICAL	2015	850,508.36	0.00	300,319.50	26,307.39	130,079.97	489,443.29	60,745.57	7.14	I
110 GENERAL FUND	5200 EXCEPTIONAL	390 OTHER PURCHASED SERVICES	2015	44,619.75	0.00	13,040.99	4,362.75	11,560.50	31,578.76	0.00	0.00	I
110 GENERAL FUND	5200 EXCEPTIONAL	510 SUPPLIES	2015	16,761.16	0.00	0.00	0.00	0.00	16,761.16	0.00	0.00	I
110 GENERAL FUND	5300 VOCATIONAL TECHNICAL	120 CLASSROOM TEACHER-REGULAR PAY	2015	211,510.99	52,877.81	0.00	17,625.91	52,877.73	158,633.18	0.00	0.00	I
110 GENERAL FUND	5300 VOCATIONAL TECHNICAL	122 TEACHER INSERVICE EARNINGS	2015	7,050.00	0.00	0.00	0.00	25.00	7,050.00	0.00	0.00	I
110 GENERAL FUND	5300 VOCATIONAL TECHNICAL	123 TEACHER SUPPLEMENT	2015	1,268.00	317.06	0.00	105.66	316.98	950.94	0.00	0.00	I
110 GENERAL FUND	5300 VOCATIONAL TECHNICAL	125 CLASSROOM TEACHER-SICK PAY	2015	1,642.32	0.00	0.00	0.00	0.00	1,642.32	0.00	0.00	I
110 GENERAL FUND	5300 VOCATIONAL TECHNICAL	140 SUBSTITUTES	2015	1,811.46	0.00	0.00	177.03	611.60	2,292.92	-481.46	0.00	I
110 GENERAL FUND	5300 VOCATIONAL TECHNICAL	210 RETIREMENT	2015	20,064.52	4,823.22	0.00	1,607.73	4,823.19	14,469.57	771.73	3.85	I
110 GENERAL FUND	5300 VOCATIONAL TECHNICAL	220 SOCIAL SECURITY	2015	17,006.78	4,069.43	0.00	1,263.02	3,796.35	12,110.90	826.45	4.86	I
110 GENERAL FUND	5300 VOCATIONAL TECHNICAL	230 BOARD MEDICAL	2015	21,614.67	5,439.85	0.00	1,813.27	5,439.81	16,174.80	0.02	0.00	I

FUND		& DENTAL INS										
110 GENERAL FUND	5300 VOCATIONAL TECHNICAL	232 BOARD TERM LIFE INSURANCE	2015	637.98	154.44	0.00	51.48	154.44	459.01	24.53	3.84	
110 GENERAL FUND	5300 VOCATIONAL TECHNICAL	240 WORKERS COMPENSATION	2015	1,148.27	269.67	0.00	91.32	274.38	838.29	40.31	3.51	
110 GENERAL FUND	5300 VOCATIONAL TECHNICAL	330 TRAVEL	2015	3,150.00	0.00	3,150.00	0.00	0.00	0.00	0.00	0.00	
110 GENERAL FUND	5300 VOCATIONAL TECHNICAL	360 RENTALS	2015	20,799.00	0.00	0.00	3,500.00	24,929.00	24,929.00	-4,130.00	0.00	
110 GENERAL FUND	5300 VOCATIONAL TECHNICAL	390 OTHER PURCHASED SERVICES	2015	839.65	0.00	0.00	0.00	839.65	839.65	0.00	0.00	
110 GENERAL FUND	5300 VOCATIONAL TECHNICAL	510 SUPPLIES	2015	6,375.01	0.00	12,394.98	1,116.05	3,536.81	4,322.23	-10,342.20	0.00	
110 GENERAL FUND	5300 VOCATIONAL TECHNICAL	643 COMPUTER EQUIP-MORE THAN \$750	2015	2,452.80	0.00	0.00	0.00	2,452.80	2,452.80	0.00	0.00	
110 GENERAL FUND	5300 VOCATIONAL TECHNICAL	730 DUES AND FEES	2015	10,700.65	0.00	1,205.00	495.00	9,990.65	9,990.65	-495.00	0.00	
110 GENERAL FUND	5400 ADULT GENERAL	120 CLASSROOM TEACHER-REGULAR PAY	2015	494,960.76	110,395.62	0.00	28,968.07	99,195.88	371,181.42	13,383.72	2.70	
110 GENERAL FUND	5400 ADULT GENERAL	125 CLASSROOM TEACHER-SICK PAY	2015	15,151.92	0.00	0.00	0.00	0.00	15,151.92	0.00	0.00	
110 GENERAL FUND	5400 ADULT GENERAL	140 SUBSTITUTES	2015	1,953.87	0.00	0.00	359.03	1,115.80	3,010.66	-1,056.79	0.00	
110 GENERAL FUND	5400 ADULT GENERAL	210 RETIREMENT	2015	44,980.42	9,871.58	0.00	2,821.16	9,237.86	32,463.80	2,645.04	5.88	
110 GENERAL FUND	5400 ADULT GENERAL	220 SOCIAL SECURITY	2015	39,241.67	8,445.26	0.00	2,060.37	7,102.24	27,977.79	2,818.62	7.18	
110 GENERAL FUND	5400 ADULT GENERAL	230 BOARD MEDICAL & DENTAL INS	2015	36,031.11	8,614.32	0.00	2,611.33	8,250.70	26,947.03	469.76	1.30	
110 GENERAL FUND	5400 ADULT GENERAL	232 BOARD TERM LIFE INSURANCE	2015	1,399.69	270.84	0.00	76.92	266.28	1,008.53	120.32	8.60	
110 GENERAL FUND	5400 ADULT GENERAL	240 WORKERS COMPENSATION	2015	2,647.86	523.61	0.00	149.59	511.65	1,985.86	138.39	5.23	
110 GENERAL FUND	5500 PRE-KINDERGARTEN	120 CLASSROOM TEACHER-REGULAR PAY	2015	110,051.16	26,745.56	0.00	7,548.45	26,902.87	87,405.81	-4,100.21	0.00	
110 GENERAL FUND	5500 PRE-KINDERGARTEN	122 TEACHER INSERVICE EARNINGS	2015	8,588.17	0.00	0.00	0.00	0.00	8,588.17	0.00	0.00	
110 GENERAL FUND	5500 PRE-KINDERGARTEN	123 TEACHER SUPPLEMENT	2015	0.00	4,245.51	0.00	0.00	0.00	0.00	-4,245.51	0.00	
110 GENERAL FUND	5500 PRE-KINDERGARTEN	125 CLASSROOM TEACHER-SICK PAY	2015	989.42	0.00	0.00	0.00	989.42	989.42	0.00	0.00	
110 GENERAL FUND	5500 PRE-KINDERGARTEN	132 OTHER CERTIFIED INSERVICE	2015	544.05	0.00	0.00	0.00	0.00	544.05	0.00	0.00	

110 GENERAL FUND	5500 PRE-KINDERGARTEN	140 SUBSTITUTES	2015	7,264.14	0.00	0.00	1,084.53	2,549.41	8,653.34	-1,389.20	0.00	
110 GENERAL FUND	5500 PRE-KINDERGARTEN	150 INSTRUCTIONAL ASSIST-REGULAR P	2015	82,495.71	25,979.15	0.00	0.00	7,186.06	53,801.40	2,715.16	3.29	
110 GENERAL FUND	5500 PRE-KINDERGARTEN	152 INSTRUCTIONAL ASST INSERVICE	2015	2,783.28	0.00	0.00	0.00	0.00	2,783.28	0.00	0.00	
110 GENERAL FUND	5500 PRE-KINDERGARTEN	153 INSTRUCTIONAL ASSIST-SUPPLMNT	2015	0.00	2,084.59	0.00	0.00	0.00	0.00	-2,084.59	0.00	
110 GENERAL FUND	5500 PRE-KINDERGARTEN	155 PARAPROFESSIONAL-SICK PAY	2015	1,374.31	0.00	0.00	0.00	0.00	1,374.31	0.00	0.00	
110 GENERAL FUND	5500 PRE-KINDERGARTEN	210 RETIREMENT	2015	15,115.40	3,967.12	0.00	573.37	2,571.99	10,646.42	501.86	3.32	
110 GENERAL FUND	5500 PRE-KINDERGARTEN	220 SOCIAL SECURITY	2015	16,151.34	4,517.71	0.00	632.48	2,711.20	11,689.98	-56.35	0.00	
110 GENERAL FUND	5500 PRE-KINDERGARTEN	230 BOARD MEDICAL & DENTAL INS	2015	24,596.99	6,205.78	0.00	452.78	2,974.16	16,846.14	1,545.07	6.28	
110 GENERAL FUND	5500 PRE-KINDERGARTEN	232 BOARD TERM LIFE INSURANCE	2015	618.34	165.40	0.00	22.09	102.44	413.40	39.54	6.39	
110 GENERAL FUND	5500 PRE-KINDERGARTEN	240 WORKERS COMPENSATION	2015	1,132.63	268.89	0.00	44.04	191.92	837.15	26.59	2.35	
110 GENERAL FUND	5500 PRE-KINDERGARTEN	390 OTHER PURCHASED SERVICES	2015	12,475.00	0.00	2,088.30	0.00	3,016.70	10,386.70	0.00	0.00	
110 GENERAL FUND	5500 PRE-KINDERGARTEN	510 SUPPLIES	2015	10,635.22	0.00	3,699.67	641.04	1,897.16	6,710.88	224.67	2.11	
110 GENERAL FUND	5500 PRE-KINDERGARTEN	644 COMPUTER EQUIP-LESS THAN \$750	2015	317.80	0.00	0.00	0.00	0.00	317.80	0.00	0.00	
110 GENERAL FUND	5900 OTHER INSTRUCTION	166 OTHER SUPPORT-HOURLY EMPLOY	2015	304,915.76	0.00	0.00	0.00	18,534.05	191,017.85	113,897.91	37.35	
110 GENERAL FUND	5900 OTHER INSTRUCTION	220 SOCIAL SECURITY	2015	23,326.18	0.00	0.00	0.00	1,417.90	14,613.30	8,712.88	37.35	
110 GENERAL FUND	5900 OTHER INSTRUCTION	230 BOARD MEDICAL & DENTAL INS	2015	13,396.78	0.00	0.00	0.00	0.00	1,396.78	12,000.00	89.57	
110 GENERAL FUND	5900 OTHER INSTRUCTION	240 WORKERS COMPENSATION	2015	1,469.82	0.00	0.00	0.00	94.60	1,098.26	371.56	25.28	
110 GENERAL FUND	5900 OTHER INSTRUCTION	310 PROFESSIONAL AND TECHNICAL	2015	1,700.00	0.00	0.00	0.00	0.00	1,700.00	0.00	0.00	
110 GENERAL FUND	5900 OTHER INSTRUCTION	330 TRAVEL	2015	1,400.00	0.00	0.00	400.00	400.00	1,400.00	0.00	0.00	
110 GENERAL FUND	5900 OTHER INSTRUCTION	350 REPAIRS AND MAINTENANCE	2015	50.00	0.00	0.00	0.00	0.00	50.00	0.00	0.00	
110 GENERAL FUND	5900 OTHER INSTRUCTION	390 OTHER PURCHASED SERVICES	2015	4,395.00	0.00	0.00	0.00	0.00	560.00	3,835.00	87.26	
110 GENERAL FUND	5900 OTHER INSTRUCTION	510 SUPPLIES	2015	55,232.25	0.00	0.00	0.00	0.00	55,232.25	0.00	0.00	

110 GENERAL FUND	5900 OTHER INSTRUCTION	530 PERIODICALS	2015	225.00	0.00	0.00	0.00	0.00	225.00	0.00	0.00
110 GENERAL FUND	6100 PUPIL PERSONNEL SERVICE	110 ADMINISTRATION-REGULAR PAY	2015	69,711.58	11,125.51	0.00	0.00	5,562.75	49,023.07	9,563.00	13.72
110 GENERAL FUND	6100 PUPIL PERSONNEL SERVICE	123 TEACHER SUPPLEMENT	2015	1,268.00	317.06	0.00	105.66	316.98	950.94	0.00	0.00
110 GENERAL FUND	6100 PUPIL PERSONNEL SERVICE	130 OTHER CERTIFIED REGULAR PAY	2015	1,208,185.66	296,009.12	0.00	71,604.62	242,348.76	879,970.94	32,205.60	2.67
110 GENERAL FUND	6100 PUPIL PERSONNEL SERVICE	133 OTHER CERTIFIED-SUPP	2015	1,280.94	2,136.46	0.00	105.66	316.98	963.88	-1,819.40	0.00
110 GENERAL FUND	6100 PUPIL PERSONNEL SERVICE	134 OTHER CERT-ANNUAL LEAVE	2015	2,450.12	0.00	0.00	0.00	0.00	2,450.12	0.00	0.00
110 GENERAL FUND	6100 PUPIL PERSONNEL SERVICE	135 OTHER CERTIFIED-SICK PAY	2015	3,042.87	0.00	0.00	0.00	3,042.87	3,042.87	0.00	0.00
110 GENERAL FUND	6100 PUPIL PERSONNEL SERVICE	138 OTHER CERTIFIED-SUMMER SCHOOL	2015	22,231.88	0.00	0.00	0.00	0.00	22,231.88	0.00	0.00
110 GENERAL FUND	6100 PUPIL PERSONNEL SERVICE	140 SUBSTITUTES	2015	4,088.91	0.00	0.00	1,186.14	1,451.02	5,358.21	-1,269.30	0.00
110 GENERAL FUND	6100 PUPIL PERSONNEL SERVICE	160 OTHER SUPPORT PERSONNEL-REG PY	2015	63,503.56	11,305.52	0.00	0.00	4,559.06	47,638.98	4,559.06	7.18
110 GENERAL FUND	6100 PUPIL PERSONNEL SERVICE	163 OTHER SUPPORT PERS-SUPPLEMENT	2015	0.00	125.12	0.00	0.00	0.00	0.00	-125.12	0.00
110 GENERAL FUND	6100 PUPIL PERSONNEL SERVICE	164 OTHER SUPPORT PER-ANNUAL LEAVE	2015	7,024.18	0.00	0.00	0.00	0.00	7,024.18	0.00	0.00
110 GENERAL FUND	6100 PUPIL PERSONNEL SERVICE	165 OTHER SUPPORT PERSONNEL-SICK P	2015	4,673.49	0.00	0.00	0.00	0.00	4,673.49	0.00	0.00
110 GENERAL FUND	6100 PUPIL PERSONNEL SERVICE	210 RETIREMENT	2015	114,894.15	24,489.33	0.00	5,720.29	20,102.08	78,584.26	11,820.56	10.29
110 GENERAL FUND	6100 PUPIL PERSONNEL SERVICE	220 SOCIAL SECURITY	2015	106,197.60	24,557.96	0.00	5,086.38	18,026.60	73,686.33	7,953.31	7.49
110 GENERAL FUND	6100 PUPIL PERSONNEL SERVICE	230 BOARD MEDICAL & DENTAL INS	2015	135,233.46	31,343.32	0.00	7,634.45	26,449.72	99,129.01	4,761.13	3.52
110 GENERAL FUND	6100 PUPIL PERSONNEL SERVICE	232 BOARD TERM LIFE INSURANCE	2015	3,867.08	848.81	0.00	196.96	694.73	2,727.48	290.79	7.52
110 GENERAL FUND	6100 PUPIL PERSONNEL SERVICE	240 WORKERS COMPENSATION	2015	7,452.67	1,622.50	0.00	381.75	1,323.22	5,323.54	506.63	6.80
110 GENERAL FUND	6100 PUPIL PERSONNEL SERVICE	310 PROFESSIONAL AND TECHNICAL	2015	125,025.00	0.00	49,950.00	0.00	25,025.00	75,075.00	0.00	0.00
110 GENERAL FUND	6100 PUPIL PERSONNEL SERVICE	330 TRAVEL	2015	2,533.42	0.00	0.00	155.31	951.01	3,183.94	-650.52	0.00
110 GENERAL FUND	6100 PUPIL PERSONNEL SERVICE	360 RENTALS	2015	126.65	0.00	0.00	0.00	0.00	126.65	0.00	0.00
110 GENERAL FUND	6100 PUPIL PERSONNEL SERVICE	370 COMMUNICATIONS	2015	9,840.25	0.00	0.00	0.00	0.00	9,840.25	0.00	0.00

110 GENERAL FUND	6100 PUPIL PERSONNEL SERVICE	390 OTHER PURCHASED SERVICES	2015	18,000.00	0.00	0.00	0.00	4,800.00	19,800.00	-1,800.00	0.00
110 GENERAL FUND	6100 PUPIL PERSONNEL SERVICE	510 SUPPLIES	2015	6,973.44	0.00	39.25	0.00	51.44	4,188.44	2,745.75	39.37
110 GENERAL FUND	6100 PUPIL PERSONNEL SERVICE	730 DUES AND FEES	2015	258.00	0.00	0.00	0.00	0.00	258.00	0.00	0.00
110 GENERAL FUND	6150 PARENTAL INVOLVEMENT	330 TRAVEL	2015	-250.00	0.00	0.00	0.00	0.00	-250.00	0.00	0.00
110 GENERAL FUND	6150 PARENTAL INVOLVEMENT	510 SUPPLIES	2015	900.00	0.00	0.00	0.00	0.00	900.00	0.00	0.00
110 GENERAL FUND	6200 INSTRUCTIONAL MEDIA SERVICE	110 ADMINISTRATION-REGULAR PAY	2015	67,500.00	11,250.00	0.00	0.00	5,625.00	50,625.00	5,625.00	8.33
110 GENERAL FUND	6200 INSTRUCTIONAL MEDIA SERVICE	123 TEACHER SUPPLEMENT	2015	7,669.55	0.00	0.00	0.00	0.00	7,669.55	0.00	0.00
110 GENERAL FUND	6200 INSTRUCTIONAL MEDIA SERVICE	125 CLASSROOM TEACHER-SICK PAY	2015	2,910.28	0.00	0.00	0.00	0.00	2,910.28	0.00	0.00
110 GENERAL FUND	6200 INSTRUCTIONAL MEDIA SERVICE	130 OTHER CERTIFIED REGULAR PAY	2015	344,337.53	80,584.22	0.00	28,573.87	88,767.82	247,548.50	16,204.81	4.71
110 GENERAL FUND	6200 INSTRUCTIONAL MEDIA SERVICE	133 OTHER CERTIFIED-SUPP	2015	1,318.72	964.56	0.00	105.66	316.98	950.94	-596.78	0.00
110 GENERAL FUND	6200 INSTRUCTIONAL MEDIA SERVICE	140 SUBSTITUTES	2015	2,012.50	0.00	0.00	564.97	1,184.79	2,849.03	-836.53	0.00
110 GENERAL FUND	6200 INSTRUCTIONAL MEDIA SERVICE	210 RETIREMENT	2015	33,694.87	7,597.48	0.00	2,408.73	7,846.44	24,145.70	1,951.69	5.79
110 GENERAL FUND	6200 INSTRUCTIONAL MEDIA SERVICE	220 SOCIAL SECURITY	2015	31,334.67	7,099.15	0.00	2,087.79	6,802.42	22,168.05	2,067.47	6.60
110 GENERAL FUND	6200 INSTRUCTIONAL MEDIA SERVICE	230 BOARD MEDICAL & DENTAL INS	2015	42,174.04	9,558.79	0.00	3,573.49	11,137.18	29,405.40	3,209.85	7.61
110 GENERAL FUND	6200 INSTRUCTIONAL MEDIA SERVICE	232 BOARD TERM LIFE INSURANCE	2015	1,117.23	217.68	0.00	71.52	240.00	765.14	134.41	12.03
110 GENERAL FUND	6200 INSTRUCTIONAL MEDIA SERVICE	240 WORKERS COMPENSATION	2015	2,139.90	466.75	0.00	149.16	489.10	1,555.05	118.10	5.52
110 GENERAL FUND	6200 INSTRUCTIONAL MEDIA SERVICE	310 PROFESSIONAL AND TECHNICAL	2015	139,200.00	0.00	19,000.69	1,666.66	17,333.32	120,199.31	0.00	0.00
110 GENERAL FUND	6200 INSTRUCTIONAL MEDIA SERVICE	360 RENTALS	2015	20,297.68	0.00	0.00	0.00	0.00	20,297.68	0.00	0.00
110 GENERAL FUND	6200 INSTRUCTIONAL MEDIA SERVICE	370 COMMUNICATIONS	2015	3,985.49	0.00	0.00	0.00	414.67	3,985.49	0.00	0.00
110 GENERAL FUND	6200 INSTRUCTIONAL MEDIA SERVICE	530 PERIODICALS	2015	409.94	0.00	0.00	0.00	0.00	409.94	0.00	0.00
110 GENERAL FUND	6300 INSTRUCTIONAL/CURRICULUM DEV	110 ADMINISTRATION-REGULAR PAY	2015	315,390.04	52,564.95	0.00	0.00	26,282.51	236,542.59	26,282.50	8.33
110 GENERAL FUND	6300 INSTRUCTIONAL/CURRICULUM	115 ADMINISTRATION-	2015	12,787.14	0.00	0.00	0.00	1,953.13	12,787.14	0.00	0.00

	DEV	SICK PAY										
110 GENERAL FUND	6300 INSTRUCTIONAL/CURRICULUM DEV	130 OTHER CERTIFIED REGULAR PAY	2015	229,608.91	47,299.62	0.00	9,761.31	39,733.19	167,161.12	15,148.17	6.60	
110 GENERAL FUND	6300 INSTRUCTIONAL/CURRICULUM DEV	134 OTHER CERT-ANNUAL LEAVE	2015	3,703.81	0.00	0.00	0.00	0.00	3,703.81	0.00	0.00	
110 GENERAL FUND	6300 INSTRUCTIONAL/CURRICULUM DEV	136 OTHER CERTIFIED-HOURLY EMPLOY	2015	10,962.28	0.00	0.00	2,256.94	5,481.14	14,693.14	-3,730.86	0.00	
110 GENERAL FUND	6300 INSTRUCTIONAL/CURRICULUM DEV	138 OTHER CERTIFIED-SUMMER SCHOOL	2015	3,280.70	0.00	0.00	0.00	0.00	3,280.70	0.00	0.00	
110 GENERAL FUND	6300 INSTRUCTIONAL/CURRICULUM DEV	140 SUBSTITUTES	2015	425.05	0.00	0.00	325.00	620.05	868.07	-443.02	0.00	
110 GENERAL FUND	6300 INSTRUCTIONAL/CURRICULUM DEV	160 OTHER SUPPORT PERSONNEL-REG PY	2015	152,359.58	25,998.48	0.00	0.00	12,071.68	114,289.41	12,071.69	7.92	
110 GENERAL FUND	6300 INSTRUCTIONAL/CURRICULUM DEV	164 OTHER SUPPORT PER-ANNUAL LEAVE	2015	1,773.70	0.00	0.00	0.00	0.00	1,773.70	0.00	0.00	
110 GENERAL FUND	6300 INSTRUCTIONAL/CURRICULUM DEV	165 OTHER SUPPORT PERSONNEL-SICK P	2015	2,654.18	0.00	0.00	0.00	0.00	2,654.18	0.00	0.00	
110 GENERAL FUND	6300 INSTRUCTIONAL/CURRICULUM DEV	210 RETIREMENT	2015	60,813.05	10,370.91	0.00	872.52	6,778.29	45,849.32	4,592.82	7.55	
110 GENERAL FUND	6300 INSTRUCTIONAL/CURRICULUM DEV	220 SOCIAL SECURITY	2015	53,187.38	9,628.51	0.00	857.70	6,048.56	39,612.07	3,946.80	7.42	
110 GENERAL FUND	6300 INSTRUCTIONAL/CURRICULUM DEV	230 BOARD MEDICAL & DENTAL INS	2015	55,713.16	11,207.99	0.00	1,296.80	7,299.77	41,055.90	3,449.27	6.19	
110 GENERAL FUND	6300 INSTRUCTIONAL/CURRICULUM DEV	232 BOARD TERM LIFE INSURANCE	2015	2,061.96	377.92	0.00	30.92	244.30	1,544.35	139.69	6.77	
110 GENERAL FUND	6300 INSTRUCTIONAL/CURRICULUM DEV	240 WORKERS COMPENSATION	2015	3,738.15	641.89	0.00	62.96	439.36	2,844.70	251.56	6.73	
110 GENERAL FUND	6300 INSTRUCTIONAL/CURRICULUM DEV	310 PROFESSIONAL AND TECHNICAL	2015	5,746.94	0.00	0.00	0.00	0.00	5,746.94	0.00	0.00	
110 GENERAL FUND	6300 INSTRUCTIONAL/CURRICULUM DEV	330 TRAVEL	2015	329.11	0.00	0.00	0.00	83.81	412.92	-83.81	0.00	
110 GENERAL FUND	6300 INSTRUCTIONAL/CURRICULUM	390 OTHER PURCHASED SERVICES	2015	0.00	0.00	0.00	0.00	150.00	150.00	-150.00	0.00	

	DEV											
110 GENERAL FUND	6300 INSTRUCTIONAL/CURRICULUM DEV	510 SUPPLIES	2015	2,105.14	0.00	659.55	0.00	0.00	1,445.59	0.00	0.00	
110 GENERAL FUND	6300 INSTRUCTIONAL/CURRICULUM DEV	644 COMPUTER EQUIP-LESS THAN \$750	2015	1,372.70	0.00	0.00	0.00	0.00	1,372.70	0.00	0.00	
110 GENERAL FUND	6300 INSTRUCTIONAL/CURRICULUM DEV	730 DUES AND FEES	2015	80.00	0.00	0.00	0.00	0.00	80.00	0.00	0.00	
110 GENERAL FUND	6400 INSTRUCTIONAL STAFF TRAINING	120 CLASSROOM TEACHER-REGULAR PAY	2015	14,981.88	0.00	0.00	0.00	0.00	14,981.88	0.00	0.00	
110 GENERAL FUND	6400 INSTRUCTIONAL STAFF TRAINING	122 TEACHER INSERVICE EARNINGS	2015	0.00	0.00	0.00	13,800.00	13,800.00	13,800.00	-13,800.00	0.00	
110 GENERAL FUND	6400 INSTRUCTIONAL STAFF TRAINING	128 CLASSROOM TEACHER-SUMMER SCH	2015	4,585.74	0.00	0.00	0.00	0.00	4,585.74	0.00	0.00	
110 GENERAL FUND	6400 INSTRUCTIONAL STAFF TRAINING	130 OTHER CERTIFIED REGULAR PAY	2015	97,833.34	17,833.40	0.00	0.00	8,916.66	71,083.28	8,916.66	9.11	
110 GENERAL FUND	6400 INSTRUCTIONAL STAFF TRAINING	132 OTHER CERTIFIED INSERVICE	2015	0.00	0.00	0.00	2,500.00	2,500.00	2,500.00	-2,500.00	0.00	
110 GENERAL FUND	6400 INSTRUCTIONAL STAFF TRAINING	134 OTHER CERT-ANNUAL LEAVE	2015	610.74	0.00	0.00	0.00	0.00	610.74	0.00	0.00	
110 GENERAL FUND	6400 INSTRUCTIONAL STAFF TRAINING	140 SUBSTITUTES	2015	118.02	0.00	0.00	0.00	0.00	118.02	0.00	0.00	
110 GENERAL FUND	6400 INSTRUCTIONAL STAFF TRAINING	210 RETIREMENT	2015	7,215.59	1,024.28	0.00	0.00	512.14	5,679.16	512.15	7.10	
110 GENERAL FUND	6400 INSTRUCTIONAL STAFF TRAINING	220 SOCIAL SECURITY	2015	8,563.69	1,364.27	0.00	1,204.08	1,837.55	7,721.39	-521.97	0.00	
110 GENERAL FUND	6400 INSTRUCTIONAL STAFF TRAINING	230 BOARD MEDICAL & DENTAL INS	2015	11,011.86	1,596.08	0.00	0.00	798.04	8,617.74	798.04	7.25	
110 GENERAL FUND	6400 INSTRUCTIONAL STAFF TRAINING	232 BOARD TERM LIFE INSURANCE	2015	325.72	51.36	0.00	0.00	25.68	248.68	25.68	7.88	
110 GENERAL FUND	6400 INSTRUCTIONAL STAFF TRAINING	240 WORKERS COMPENSATION	2015	602.44	90.95	0.00	83.13	128.60	549.14	-37.65	0.00	
110 GENERAL FUND	6400 INSTRUCTIONAL STAFF TRAINING	330 TRAVEL	2015	245,782.97	0.00	0.00	677.57	3,469.68	10,643.52	235,139.45	95.67	
110 GENERAL FUND	6400 INSTRUCTIONAL STAFF TRAINING	360 RENTALS	2015	0.00	3,587.50	0.00	0.00	0.00	0.00	-3,587.50	0.00	
110 GENERAL FUND	6400 INSTRUCTIONAL STAFF TRAINING	390 OTHER PURCHASED SERVICES	2015	480.00	0.00	0.00	0.00	0.00	480.00	0.00	0.00	
110 GENERAL FUND	6400 INSTRUCTIONAL STAFF TRAINING	391 SUBAWDS 1ST 25,000 OTHR PURCHD	2015	16,500.00	0.00	5,500.00	0.00	0.00	11,000.00	0.00	0.00	
110 GENERAL FUND	6400 INSTRUCTIONAL STAFF TRAINING	510 SUPPLIES	2015	1,995.71	0.00	21.32	0.00	21.70	1,974.38	0.01	0.00	

110 GENERAL FUND	6400 INSTRUCTIONAL STAFF TRAINING	692 SOFTWARE-LESS THAN \$750	2015	79.99	0.00	0.00	0.00	0.00	79.99	0.00	0.00	
110 GENERAL FUND	6400 INSTRUCTIONAL STAFF TRAINING	730 DUES AND FEES	2015	2,405.00	0.00	0.00	0.00	0.00	2,405.00	0.00	0.00	
110 GENERAL FUND	6500 INSTRUCTION RELATED TECHNOLOGY	160 OTHER SUPPORT PERSONNEL-REG PY	2015	34,367.69	5,958.41	0.00	0.00	2,979.18	25,430.10	2,979.18	8.67	
110 GENERAL FUND	6500 INSTRUCTION RELATED TECHNOLOGY	210 RETIREMENT	2015	4,426.56	767.44	0.00	0.00	383.72	3,275.40	383.72	8.67	
110 GENERAL FUND	6500 INSTRUCTION RELATED TECHNOLOGY	220 SOCIAL SECURITY	2015	2,264.00	455.82	0.00	0.00	186.30	1,580.27	227.91	10.07	
110 GENERAL FUND	6500 INSTRUCTION RELATED TECHNOLOGY	230 BOARD MEDICAL & DENTAL INS	2015	4,691.82	798.04	0.00	0.00	399.02	3,494.76	399.02	8.50	
110 GENERAL FUND	6500 INSTRUCTION RELATED TECHNOLOGY	232 BOARD TERM LIFE INSURANCE	2015	104.40	17.28	0.00	0.00	8.64	78.48	8.64	8.28	
110 GENERAL FUND	6500 INSTRUCTION RELATED TECHNOLOGY	240 WORKERS COMPENSATION	2015	175.27	30.39	0.00	0.00	15.19	129.68	15.20	8.67	
110 GENERAL FUND	6500 INSTRUCTION RELATED TECHNOLOGY	310 PROFESSIONAL AND TECHNICAL	2015	7,500.00	0.00	7,500.00	0.00	0.00	0.00	0.00	0.00	
110 GENERAL FUND	6500 INSTRUCTION RELATED TECHNOLOGY	330 TRAVEL	2015	936.00	0.00	0.00	0.00	0.00	936.00	0.00	0.00	
110 GENERAL FUND	6500 INSTRUCTION RELATED TECHNOLOGY	360 RENTALS	2015	13,962.05	0.00	13,861.25	0.00	48,708.00	48,808.70	-48,707.90	0.00	
110 GENERAL FUND	6500 INSTRUCTION RELATED TECHNOLOGY	370 COMMUNICATIONS	2015	294.10	0.00	0.00	0.00	36.05	294.10	0.00	0.00	
110 GENERAL FUND	6500 INSTRUCTION RELATED TECHNOLOGY	510 SUPPLIES	2015	5,371.46	0.00	829.53	0.00	27.80	4,399.26	142.67	2.66	
110 GENERAL FUND	6500 INSTRUCTION RELATED TECHNOLOGY	621 AV MATERIALS-MORE THAN \$750	2015	2,500.00	0.00	2,194.90	0.00	0.00	0.00	305.10	12.20	
110 GENERAL FUND	6500 INSTRUCTION RELATED TECHNOLOGY	641 FURN, FIXT, EQUIP-MORE THAN \$750	2015	138,882.73	0.00	0.00	0.00	0.00	0.00	138,882.73	100.00	
110 GENERAL FUND	6500 INSTRUCTION RELATED TECHNOLOGY	643 COMPUTER EQUIP-MORE THAN \$750	2015	40,313.08	10,349.68	25,606.20	0.00	0.00	0.00	4,357.20	10.81	
110 GENERAL FUND	6500 INSTRUCTION RELATED TECHNOLOGY	644 COMPUTER EQUIP-LESS THAN \$750	2015	185,340.75	23,271.50	189,843.75	0.00	0.00	0.00	-27,774.50	0.00	
110 GENERAL FUND	7100 BOARD OF EDUCATION	161 OTHER SUPPORT-MISC EARNINGS	2015	437.03	0.00	0.00	0.00	0.00	437.03	0.00	0.00	
110 GENERAL FUND	7100 BOARD OF EDUCATION	170 BOARD MEMBERS-REGULAR PAY	2015	141,200.00	18,852.12	0.00	0.00	11,766.65	105,868.20	16,479.68	11.67	
110 GENERAL FUND	7100 BOARD OF EDUCATION	210 RETIREMENT	2015	37,966.47	5,917.22	0.00	0.00	3,161.22	28,474.22	3,575.03	9.42	
110 GENERAL FUND	7100 BOARD OF EDUCATION	220 SOCIAL SECURITY	2015	13,213.11	1,442.20	0.00	74.97	1,772.68	10,585.23	1,185.68	8.97	
110 GENERAL FUND	7100 BOARD OF EDUCATION	230 BOARD MEDICAL	2015	9,663.81	833.42	0.00	0.00	815.73	7,216.62	1,613.77	16.70	

FUND		& DENTAL INS										
110 GENERAL FUND	7100 BOARD OF EDUCATION	232 BOARD TERM LIFE INSURANCE	2015	420.50	55.68	0.00	0.00	34.80	316.10	48.72	11.59	
110 GENERAL FUND	7100 BOARD OF EDUCATION	240 WORKERS COMPENSATION	2015	722.28	96.16	0.00	0.00	60.00	542.08	84.04	11.64	
110 GENERAL FUND	7100 BOARD OF EDUCATION	250 UNEMPLOYMENT COMPENSATION	2015	53,343.23	0.00	0.00	0.00	0.00	53,343.23	0.00	0.00	
110 GENERAL FUND	7100 BOARD OF EDUCATION	310 PROFESSIONAL AND TECHNICAL	2015	39,466.08	0.00	0.00	0.00	20,160.16	56,789.91	-17,323.83	0.00	
110 GENERAL FUND	7100 BOARD OF EDUCATION	330 TRAVEL	2015	27,105.35	0.00	3,302.50	999.36	4,999.70	27,224.29	-3,421.44	0.00	
110 GENERAL FUND	7100 BOARD OF EDUCATION	370 COMMUNICATIONS	2015	3,059.20	0.00	0.00	0.00	321.10	3,059.20	0.00	0.00	
110 GENERAL FUND	7100 BOARD OF EDUCATION	390 OTHER PURCHASED SERVICES	2015	7,872.96	0.00	3,940.00	0.00	0.00	3,932.96	0.00	0.00	
110 GENERAL FUND	7100 BOARD OF EDUCATION	510 SUPPLIES	2015	3,311.16	0.00	530.46	303.65	455.63	2,891.48	-110.78	0.00	
110 GENERAL FUND	7100 BOARD OF EDUCATION	530 PERIODICALS	2015	4,338.63	0.00	1,456.25	0.00	0.00	2,882.38	0.00	0.00	
110 GENERAL FUND	7100 BOARD OF EDUCATION	630 BUILDINGS AND FIXED EQUIPMENT	2015	2,099.83	0.00	0.00	0.00	0.00	2,099.83	0.00	0.00	
110 GENERAL FUND	7100 BOARD OF EDUCATION	641 FURN, FIXT, EQUIP-MORE THAN \$750	2015	1,413.89	0.00	0.00	0.00	1,329.95	1,413.89	0.00	0.00	
110 GENERAL FUND	7100 BOARD OF EDUCATION	642 FURN, FIXT, EQUIP-LESS THAN \$750	2015	7,666.24	0.00	0.00	0.00	3,640.00	7,666.24	0.00	0.00	
110 GENERAL FUND	7100 BOARD OF EDUCATION	643 COMPUTER EQUIP-MORE THAN \$750	2015	6,432.54	0.00	1,836.17	0.00	0.00	6,315.00	-1,718.63	0.00	
110 GENERAL FUND	7100 BOARD OF EDUCATION	644 COMPUTER EQUIP-LESS THAN \$750	2015	342.00	0.00	0.00	0.00	0.00	342.00	0.00	0.00	
110 GENERAL FUND	7100 BOARD OF EDUCATION	730 DUES AND FEES	2015	170,480.13	0.00	0.00	3,053.48	6,323.48	170,491.29	-11.16	0.00	
110 GENERAL FUND	7200 GENERAL ADMINISTRATION	110 ADMINISTRATION-REGULAR PAY	2015	188,133.87	31,464.98	0.00	0.00	15,807.58	140,861.31	15,807.58	8.40	
110 GENERAL FUND	7200 GENERAL ADMINISTRATION	113 ADMINISTRATION-SUPP	2015	2,000.00	333.30	0.00	0.00	166.67	1,500.03	166.67	8.33	
110 GENERAL FUND	7200 GENERAL ADMINISTRATION	114 ADM-ANNUAL LEAVE	2015	20,747.42	0.00	0.00	0.00	0.00	20,747.42	0.00	0.00	
110 GENERAL FUND	7200 GENERAL ADMINISTRATION	115 ADMINISTRATION-SICK PAY	2015	69,348.47	0.00	0.00	0.00	0.00	69,348.47	0.00	0.00	
110 GENERAL FUND	7200 GENERAL ADMINISTRATION	160 OTHER SUPPORT PERSONNEL-REG PY	2015	145,900.64	20,205.45	0.00	0.00	12,143.91	110,174.27	15,520.92	10.64	

110 GENERAL FUND	7200 GENERAL ADMINISTRATION	161 OTHER SUPPORT-MISC EARNINGS	2015	7,968.07	0.00	0.00	0.00	678.45	7,968.07	0.00	0.00	
110 GENERAL FUND	7200 GENERAL ADMINISTRATION	164 OTHER SUPPORT PER-ANNUAL LEAVE	2015	1,206.41	0.00	0.00	0.00	0.00	1,206.41	0.00	0.00	
110 GENERAL FUND	7200 GENERAL ADMINISTRATION	165 OTHER SUPPORT PERSONNEL-SICK P	2015	4,866.24	0.00	0.00	0.00	0.00	4,866.24	0.00	0.00	
110 GENERAL FUND	7200 GENERAL ADMINISTRATION	210 RETIREMENT	2015	28,523.53	3,824.03	0.00	0.00	2,139.98	22,419.25	2,280.25	7.99	
110 GENERAL FUND	7200 GENERAL ADMINISTRATION	220 SOCIAL SECURITY	2015	29,242.21	3,978.27	0.00	0.00	2,081.68	23,114.61	2,149.33	7.35	
110 GENERAL FUND	7200 GENERAL ADMINISTRATION	230 BOARD MEDICAL & DENTAL INS	2015	26,204.34	3,227.54	0.00	0.00	2,394.12	20,165.97	2,810.83	10.73	
110 GENERAL FUND	7200 GENERAL ADMINISTRATION	232 BOARD TERM LIFE INSURANCE	2015	940.88	136.30	0.00	0.00	74.15	718.43	86.15	9.16	
110 GENERAL FUND	7200 GENERAL ADMINISTRATION	240 WORKERS COMPENSATION	2015	2,241.53	263.52	0.00	0.00	146.86	1,819.08	158.93	7.09	
110 GENERAL FUND	7200 GENERAL ADMINISTRATION	290 OTHER EMPLOYEE BENEFITS	2015	39,050.00	0.00	0.00	0.00	14,310.00	48,580.00	-9,530.00	0.00	
110 GENERAL FUND	7200 GENERAL ADMINISTRATION	310 PROFESSIONAL AND TECHNICAL	2015	32,804.67	0.00	0.00	0.00	0.00	32,804.67	0.00	0.00	
110 GENERAL FUND	7200 GENERAL ADMINISTRATION	330 TRAVEL	2015	17,529.24	0.00	0.00	0.00	6,238.62	17,529.24	0.00	0.00	
110 GENERAL FUND	7200 GENERAL ADMINISTRATION	360 RENTALS	2015	195.00	0.00	0.00	0.00	0.00	195.00	0.00	0.00	
110 GENERAL FUND	7200 GENERAL ADMINISTRATION	370 COMMUNICATIONS	2015	4,337.73	0.00	1,300.00	0.00	1,195.12	3,037.73	0.00	0.00	
110 GENERAL FUND	7200 GENERAL ADMINISTRATION	390 OTHER PURCHASED SERVICES	2015	30,284.45	0.00	1,500.00	3,500.00	6,800.00	27,984.45	800.00	2.64	
110 GENERAL FUND	7200 GENERAL ADMINISTRATION	510 SUPPLIES	2015	12,672.39	0.00	4,206.50	688.59	1,760.51	7,465.89	1,000.00	7.89	
110 GENERAL FUND	7200 GENERAL ADMINISTRATION	530 PERIODICALS	2015	4,588.87	0.00	409.50	0.00	542.00	4,179.37	0.00	0.00	
110 GENERAL FUND	7200 GENERAL ADMINISTRATION	641 FURN, FIXT, EQUIP-MORE THAN \$750	2015	1,033.89	0.00	0.00	0.00	0.00	1,033.89	0.00	0.00	
110 GENERAL FUND	7200 GENERAL ADMINISTRATION	643 COMPUTER EQUIP-MORE THAN \$750	2015	6,805.74	0.00	5,175.34	0.00	0.00	1,630.40	0.00	0.00	
110 GENERAL FUND	7200 GENERAL ADMINISTRATION	730 DUES AND FEES	2015	16,858.10	0.00	109.98	0.00	1,965.10	16,748.10	0.02	0.00	
110 GENERAL FUND	7200 GENERAL ADMINISTRATION	790 MISCELLANEOUS	2015	2,394.00	0.00	0.00	0.00	0.00	2,000.00	394.00	16.46	
110 GENERAL FUND	7300 SCHOOL ADMINISTRATION	110 ADMINISTRATION-REGULAR PAY	2015	1,790,054.57	365,471.46	0.00	0.00	146,888.41	1,277,694.70	146,888.41	8.21	
110 GENERAL FUND	7300 SCHOOL ADMINISTRATION	113 ADMINISTRATION-	2015	0.00	1,880.95	0.00	0.00	0.00	0.00	-1,880.95	0.00	

		SUPP										
110 GENERAL FUND	7300 SCHOOL ADMINISTRATION	114 ADM-ANNUAL LEAVE	2015	3,125.04	0.00	0.00	0.00	0.00	3,125.04	0.00	0.00	
110 GENERAL FUND	7300 SCHOOL ADMINISTRATION	115 ADMINISTRATION-SICK PAY	2015	13,320.09	0.00	0.00	0.00	0.00	13,320.09	0.00	0.00	
110 GENERAL FUND	7300 SCHOOL ADMINISTRATION	118 ADMINISTRATION-SUMMER SCHOOL	2015	6,010.10	0.00	0.00	0.00	0.00	6,010.10	0.00	0.00	
110 GENERAL FUND	7300 SCHOOL ADMINISTRATION	140 SUBSTITUTES	2015	53.69	0.00	0.00	0.00	0.00	53.69	0.00	0.00	
110 GENERAL FUND	7300 SCHOOL ADMINISTRATION	160 OTHER SUPPORT PERSONNEL-REG PY	2015	809,662.41	158,760.51	0.00	0.00	66,673.43	575,752.12	75,149.78	9.28	
110 GENERAL FUND	7300 SCHOOL ADMINISTRATION	163 OTHER SUPPORT PERS-SUPPLEMENT	2015	0.00	505.46	0.00	0.00	0.00	0.00	-505.46	0.00	
110 GENERAL FUND	7300 SCHOOL ADMINISTRATION	164 OTHER SUPPORT PER-ANNUAL LEAVE	2015	8,015.65	0.00	0.00	0.00	0.00	8,015.65	0.00	0.00	
110 GENERAL FUND	7300 SCHOOL ADMINISTRATION	165 OTHER SUPPORT PERSONNEL-SICK P	2015	5,953.43	0.00	0.00	0.00	1,593.21	5,953.43	0.00	0.00	
110 GENERAL FUND	7300 SCHOOL ADMINISTRATION	166 OTHER SUPPORT-HOURLY EMPLOY	2015	6,944.73	0.00	0.00	0.00	934.53	6,944.73	0.00	0.00	
110 GENERAL FUND	7300 SCHOOL ADMINISTRATION	168 OTHER SUPPORT PERS-SUMMER SCH	2015	1,838.23	0.00	0.00	0.00	0.00	1,838.23	0.00	0.00	
110 GENERAL FUND	7300 SCHOOL ADMINISTRATION	210 RETIREMENT	2015	196,834.45	39,212.39	0.00	0.00	15,938.54	140,963.72	16,658.34	8.46	
110 GENERAL FUND	7300 SCHOOL ADMINISTRATION	220 SOCIAL SECURITY	2015	191,765.86	40,286.30	0.00	0.00	15,292.96	134,676.16	16,803.40	8.76	
110 GENERAL FUND	7300 SCHOOL ADMINISTRATION	230 BOARD MEDICAL & DENTAL INS	2015	241,458.45	51,047.03	0.00	0.00	20,092.52	171,116.94	19,294.48	7.99	
110 GENERAL FUND	7300 SCHOOL ADMINISTRATION	232 BOARD TERM LIFE INSURANCE	2015	7,383.50	1,507.44	0.00	0.00	607.68	5,277.02	599.04	8.11	
110 GENERAL FUND	7300 SCHOOL ADMINISTRATION	240 WORKERS COMPENSATION	2015	13,450.18	2,673.58	0.00	0.00	1,102.11	9,683.79	1,092.81	8.12	
110 GENERAL FUND	7300 SCHOOL ADMINISTRATION	310 PROFESSIONAL AND TECHNICAL	2015	3,733.33	0.00	0.00	0.00	0.00	3,733.33	0.00	0.00	
110 GENERAL FUND	7300 SCHOOL ADMINISTRATION	330 TRAVEL	2015	974.15	0.00	0.00	0.00	0.00	974.15	0.00	0.00	
110 GENERAL FUND	7300 SCHOOL ADMINISTRATION	370 COMMUNICATIONS	2015	876.21	0.00	0.00	0.00	108.15	876.21	0.00	0.00	
110 GENERAL FUND	7300 SCHOOL ADMINISTRATION	390 OTHER PURCHASED SERVICES	2015	49.56	0.00	0.00	0.00	0.00	49.56	0.00	0.00	
110 GENERAL FUND	7300 SCHOOL ADMINISTRATION	510 SUPPLIES	2015	2,009.35	0.00	0.00	0.00	0.00	2,009.35	0.00	0.00	
110 GENERAL FUND	7400 FACILITIES ACQ & CONSTRUCTION	110 ADMINISTRATION-REGULAR PAY	2015	72,004.62	16,269.15	0.00	0.00	5,708.33	50,027.14	5,708.33	7.93	

110 GENERAL FUND	7400 FACILITIES ACQ & CONSTRUCTION	114 ADM-ANNUAL LEAVE	2015	9,887.71	0.00	0.00	0.00	0.00	9,887.71	0.00	0.00	
110 GENERAL FUND	7400 FACILITIES ACQ & CONSTRUCTION	115 ADMINISTRATION-SICK PAY	2015	9,334.86	0.00	0.00	0.00	0.00	9,334.86	0.00	0.00	
110 GENERAL FUND	7400 FACILITIES ACQ & CONSTRUCTION	210 RETIREMENT	2015	8,366.21	1,181.14	0.00	0.00	414.42	6,770.64	414.43	4.95	
110 GENERAL FUND	7400 FACILITIES ACQ & CONSTRUCTION	220 SOCIAL SECURITY	2015	6,889.85	1,244.59	0.00	0.00	436.69	5,208.58	436.68	6.34	
110 GENERAL FUND	7400 FACILITIES ACQ & CONSTRUCTION	230 BOARD MEDICAL & DENTAL INS	2015	2,403.84	35.38	0.00	0.00	17.69	2,350.77	17.69	0.74	
110 GENERAL FUND	7400 FACILITIES ACQ & CONSTRUCTION	232 BOARD TERM LIFE INSURANCE	2015	200.70	33.12	0.00	0.00	16.56	151.02	16.56	8.25	
110 GENERAL FUND	7400 FACILITIES ACQ & CONSTRUCTION	240 WORKERS COMPENSATION	2015	465.27	82.97	0.00	0.00	29.11	353.18	29.12	6.26	
110 GENERAL FUND	7400 FACILITIES ACQ & CONSTRUCTION	310 PROFESSIONAL AND TECHNICAL	2015	105,064.44	0.00	94,935.00	0.00	0.00	-16,464.56	26,594.00	25.31	
110 GENERAL FUND	7400 FACILITIES ACQ & CONSTRUCTION	330 TRAVEL	2015	53.40	0.00	0.00	0.00	0.00	53.40	0.00	0.00	
110 GENERAL FUND	7400 FACILITIES ACQ & CONSTRUCTION	390 OTHER PURCHASED SERVICES	2015	11.00	0.00	0.00	0.00	0.00	11.00	0.00	0.00	
110 GENERAL FUND	7400 FACILITIES ACQ & CONSTRUCTION	630 BUILDINGS AND FIXED EQUIPMENT	2015	395.06	0.00	0.00	0.00	0.00	395.06	0.00	0.00	
110 GENERAL FUND	7400 FACILITIES ACQ & CONSTRUCTION	680 REMODELING	2015	2,300.00	0.00	0.00	0.00	0.00	2,300.00	0.00	0.00	
110 GENERAL FUND	7500 FISCAL SERVICES	110 ADMINISTRATION-REGULAR PAY	2015	176,332.04	29,500.00	0.00	0.00	14,750.00	132,082.04	14,750.00	8.36	
110 GENERAL FUND	7500 FISCAL SERVICES	160 OTHER SUPPORT PERSONNEL-REG PY	2015	195,616.65	28,189.11	0.00	0.00	16,905.95	153,241.41	14,186.13	7.25	
110 GENERAL FUND	7500 FISCAL SERVICES	164 OTHER SUPPORT PER-ANNUAL LEAVE	2015	2,043.53	0.00	0.00	0.00	2,043.53	2,043.53	0.00	0.00	
110 GENERAL FUND	7500 FISCAL SERVICES	165 OTHER SUPPORT PERSONNEL-SICK P	2015	20,431.44	0.00	0.00	0.00	15,643.57	20,431.44	0.00	0.00	
110 GENERAL FUND	7500 FISCAL SERVICES	210 RETIREMENT	2015	34,611.18	5,173.28	0.00	0.00	3,206.80	26,844.64	2,593.26	7.49	
110 GENERAL FUND	7500 FISCAL SERVICES	220 SOCIAL SECURITY	2015	29,347.10	4,413.21	0.00	0.00	3,686.02	22,720.27	2,213.62	7.54	
110 GENERAL FUND	7500 FISCAL SERVICES	230 BOARD MEDICAL & DENTAL INS	2015	26,510.99	4,096.34	0.00	0.00	2,065.86	20,366.48	2,048.17	7.73	
110 GENERAL FUND	7500 FISCAL SERVICES	232 BOARD TERM LIFE INSURANCE	2015	1,093.50	168.48	0.00	0.00	93.60	840.78	84.24	7.70	
110 GENERAL FUND	7500 FISCAL SERVICES	240 WORKERS COMPENSATION	2015	2,011.71	294.21	0.00	0.00	251.67	1,569.92	147.58	7.34	
110 GENERAL FUND	7500 FISCAL SERVICES	330 TRAVEL	2015	8,113.24	0.00	0.00	0.00	-594.13	7,374.93	738.31	9.10	

FUND												
110 GENERAL FUND	7500 FISCAL SERVICES	350 REPAIRS AND MAINTENANCE	2015	725.00	0.00	0.00	0.00	0.00	725.00	0.00	0.00	
110 GENERAL FUND	7500 FISCAL SERVICES	360 RENTALS	2015	3,954.24	0.00	489.04	244.52	978.08	3,465.20	0.00	0.00	
110 GENERAL FUND	7500 FISCAL SERVICES	370 COMMUNICATIONS	2015	3,410.00	0.00	0.00	0.00	1,400.00	3,410.00	0.00	0.00	
110 GENERAL FUND	7500 FISCAL SERVICES	390 OTHER PURCHASED SERVICES	2015	5,228.25	0.00	204.30	0.00	0.00	5,023.95	0.00	0.00	
110 GENERAL FUND	7500 FISCAL SERVICES	450 GASOLINE	2015	75.17	0.00	0.00	0.00	0.00	75.17	0.00	0.00	
110 GENERAL FUND	7500 FISCAL SERVICES	510 SUPPLIES	2015	9,679.36	0.00	2,031.62	0.00	1,753.53	3,658.58	3,989.16	41.21	
110 GENERAL FUND	7500 FISCAL SERVICES	644 COMPUTER EQUIP-LESS THAN \$750	2015	602.64	0.00	0.00	0.00	0.00	602.64	0.00	0.00	
110 GENERAL FUND	7500 FISCAL SERVICES	730 DUES AND FEES	2015	50.00	0.00	0.00	0.00	0.00	50.00	0.00	0.00	
110 GENERAL FUND	7600 FOOD SERVICE	163 OTHER SUPPORT PERS-SUPPLEMENT	2015	0.00	4,214.02	0.00	0.00	0.00	0.00	-4,214.02	0.00	
110 GENERAL FUND	7600 FOOD SERVICE	165 OTHER SUPPORT PERSONNEL-SICK P	2015	2,388.30	0.00	0.00	0.00	0.00	2,388.30	0.00	0.00	
110 GENERAL FUND	7600 FOOD SERVICE	220 SOCIAL SECURITY	2015	180.66	322.35	0.00	0.00	0.00	180.66	-322.35	0.00	
110 GENERAL FUND	7600 FOOD SERVICE	240 WORKERS COMPENSATION	2015	106.28	0.00	0.00	0.00	0.00	106.28	0.00	0.00	
110 GENERAL FUND	7600 FOOD SERVICE	510 SUPPLIES	2015	121.38	0.00	0.00	0.00	0.00	121.38	0.00	0.00	
110 GENERAL FUND	7600 FOOD SERVICE	641 FURN, FIXT, EQUIP-MORE THAN \$750	2015	32.02	0.00	0.00	0.00	-32.02	0.00	32.02	100.00	
110 GENERAL FUND	7600 FOOD SERVICE	642 FURN, FIXT, EQUIP-LESS THAN \$750	2015	0.00	0.00	0.00	0.00	32.02	32.02	-32.02	0.00	
110 GENERAL FUND	7700 CENTRAL SERVICES	110 ADMINISTRATION-REGULAR PAY	2015	101,096.25	10,000.00	0.00	0.00	5,000.00	86,096.25	5,000.00	4.95	
110 GENERAL FUND	7700 CENTRAL SERVICES	114 ADM-ANNUAL LEAVE	2015	6,625.00	0.00	0.00	0.00	0.00	6,625.00	0.00	0.00	
110 GENERAL FUND	7700 CENTRAL SERVICES	115 ADMINISTRATION-SICK PAY	2015	1,250.00	0.00	0.00	0.00	0.00	1,250.00	0.00	0.00	
110 GENERAL FUND	7700 CENTRAL SERVICES	160 OTHER SUPPORT PERSONNEL-REG PY	2015	150,504.09	25,192.82	0.00	0.00	12,596.43	112,714.84	12,596.43	8.37	
110 GENERAL FUND	7700 CENTRAL SERVICES	164 OTHER SUPPORT PER-ANNUAL LEAVE	2015	533.22	0.00	0.00	0.00	0.00	533.22	0.00	0.00	
110 GENERAL FUND	7700 CENTRAL SERVICES	210 RETIREMENT	2015	25,357.41	3,655.58	0.00	0.00	1,827.79	19,874.03	1,827.80	7.21	

110 GENERAL FUND	7700 CENTRAL SERVICES	220 SOCIAL SECURITY	2015	18,545.74	2,692.26	0.00	0.00	1,214.01	14,507.36	1,346.12	7.26
110 GENERAL FUND	7700 CENTRAL SERVICES	230 BOARD MEDICAL & DENTAL INS	2015	17,446.98	2,464.88	0.00	0.00	1,232.44	13,749.66	1,232.44	7.06
110 GENERAL FUND	7700 CENTRAL SERVICES	232 BOARD TERM LIFE INSURANCE	2015	721.35	102.24	0.00	0.00	51.12	567.99	51.12	7.09
110 GENERAL FUND	7700 CENTRAL SERVICES	240 WORKERS COMPENSATION	2015	1,326.62	179.49	0.00	0.00	89.75	1,057.40	89.73	6.76
110 GENERAL FUND	7700 CENTRAL SERVICES	310 PROFESSIONAL AND TECHNICAL	2015	8,838.28	0.00	2,032.48	0.00	2,496.88	6,805.80	0.00	0.00
110 GENERAL FUND	7700 CENTRAL SERVICES	330 TRAVEL	2015	381.01	0.00	0.00	0.00	430.01	305.23	75.78	19.89
110 GENERAL FUND	7700 CENTRAL SERVICES	360 RENTALS	2015	3,224.00	0.00	0.00	0.00	0.00	3,224.00	0.00	0.00
110 GENERAL FUND	7700 CENTRAL SERVICES	370 COMMUNICATIONS	2015	3,433.16	0.00	0.00	0.00	115.99	2,233.16	1,200.00	34.95
110 GENERAL FUND	7700 CENTRAL SERVICES	390 OTHER PURCHASED SERVICES	2015	46,388.95	0.00	7,541.62	1,131.64	4,393.59	30,979.28	7,868.05	16.96
110 GENERAL FUND	7700 CENTRAL SERVICES	450 GASOLINE	2015	66.48	0.00	0.00	0.00	35.74	66.48	0.00	0.00
110 GENERAL FUND	7700 CENTRAL SERVICES	510 SUPPLIES	2015	1,711.81	0.00	476.25	28.80	523.75	1,235.56	0.00	0.00
110 GENERAL FUND	7700 CENTRAL SERVICES	530 PERIODICALS	2015	0.00	0.00	0.00	0.00	0.00	225.00	-225.00	0.00
110 GENERAL FUND	7700 CENTRAL SERVICES	730 DUES AND FEES	2015	12,433.00	90.00	4,746.50	0.00	1,830.00	7,986.50	-390.00	0.00
110 GENERAL FUND	7800 PUPIL TRANSPORTATION SERVICES	110 ADMINISTRATION-REGULAR PAY	2015	68,000.00	11,333.30	0.00	0.00	5,666.67	51,000.03	5,666.67	8.33
110 GENERAL FUND	7800 PUPIL TRANSPORTATION SERVICES	122 TEACHER INSERVICE EARNINGS	2015	74.00	0.00	0.00	0.00	0.00	74.00	0.00	0.00
110 GENERAL FUND	7800 PUPIL TRANSPORTATION SERVICES	140 SUBSTITUTES	2015	80,968.29	0.00	0.00	0.00	12,058.01	80,968.29	0.00	0.00
110 GENERAL FUND	7800 PUPIL TRANSPORTATION SERVICES	160 OTHER SUPPORT PERSONNEL-REG PY	2015	1,043,943.55	236,496.14	0.00	0.00	84,933.37	715,970.25	91,477.16	8.76
110 GENERAL FUND	7800 PUPIL TRANSPORTATION SERVICES	161 OTHER SUPPORT-MISC EARNINGS	2015	341,089.39	0.00	0.00	0.00	51,246.67	341,089.39	0.00	0.00
110 GENERAL FUND	7800 PUPIL TRANSPORTATION SERVICES	162 OTHER SUPPORT PERSONL INSERVIC	2015	6,809.49	0.00	0.00	0.00	0.00	6,809.49	0.00	0.00
110 GENERAL FUND	7800 PUPIL TRANSPORTATION SERVICES	163 OTHER SUPPORT PERS-SUPPLEMENT	2015	0.00	625.60	0.00	0.00	0.00	0.00	-625.60	0.00
110 GENERAL FUND	7800 PUPIL TRANSPORTATION SERVICES	164 OTHER SUPPORT PER-ANNUAL LEAVE	2015	1,970.60	0.00	0.00	0.00	0.00	1,970.60	0.00	0.00
110 GENERAL FUND	7800 PUPIL TRANSPORTATION SERVICES	165 OTHER SUPPORT PERSONNEL-SICK P	2015	4,071.92	0.00	0.00	0.00	1,311.28	4,071.92	0.00	0.00

110 GENERAL FUND	7800 PUPIL TRANSPORTATION SERVICES	166 OTHER SUPPORT-HOURLY EMPLOY	2015	8,667.48	0.00	0.00	0.00	960.00	8,667.48	0.00	0.00	
110 GENERAL FUND	7800 PUPIL TRANSPORTATION SERVICES	168 OTHER SUPPORT PERS-SUMMER SCH	2015	43,309.53	0.00	0.00	0.00	0.00	43,309.53	0.00	0.00	
110 GENERAL FUND	7800 PUPIL TRANSPORTATION SERVICES	210 RETIREMENT	2015	110,970.86	18,246.47	0.00	0.00	10,606.57	85,691.92	7,032.47	6.34	
110 GENERAL FUND	7800 PUPIL TRANSPORTATION SERVICES	220 SOCIAL SECURITY	2015	115,742.72	19,006.85	0.00	0.00	11,146.46	89,361.92	7,373.95	6.37	
110 GENERAL FUND	7800 PUPIL TRANSPORTATION SERVICES	230 BOARD MEDICAL & DENTAL INS	2015	270,056.22	63,113.93	0.00	0.00	23,027.18	183,099.38	23,842.91	8.83	
110 GENERAL FUND	7800 PUPIL TRANSPORTATION SERVICES	232 BOARD TERM LIFE INSURANCE	2015	3,077.95	682.50	0.00	0.00	254.46	2,142.43	253.02	8.22	
110 GENERAL FUND	7800 PUPIL TRANSPORTATION SERVICES	240 WORKERS COMPENSATION	2015	65,513.59	9,950.66	0.00	0.00	6,577.36	52,229.00	3,333.93	5.09	
110 GENERAL FUND	7800 PUPIL TRANSPORTATION SERVICES	310 PROFESSIONAL AND TECHNICAL	2015	7,070.00	0.00	3,080.00	0.00	70.00	3,990.00	0.00	0.00	
110 GENERAL FUND	7800 PUPIL TRANSPORTATION SERVICES	320 INSURANCE AND BOND PREMIUMS	2015	189,299.72	0.00	0.00	0.00	40,223.25	44,224.76	145,074.96	76.64	
110 GENERAL FUND	7800 PUPIL TRANSPORTATION SERVICES	330 TRAVEL	2015	4,292.45	0.00	0.00	0.00	0.00	4,292.45	0.00	0.00	
110 GENERAL FUND	7800 PUPIL TRANSPORTATION SERVICES	350 REPAIRS AND MAINTENANCE	2015	35,771.19	0.00	1,641.13	180.00	6,142.51	33,869.81	260.25	0.73	
110 GENERAL FUND	7800 PUPIL TRANSPORTATION SERVICES	360 RENTALS	2015	3,675.00	0.00	0.00	0.00	0.00	3,675.00	0.00	0.00	
110 GENERAL FUND	7800 PUPIL TRANSPORTATION SERVICES	390 OTHER PURCHASED SERVICES	2015	76,091.15	0.00	0.00	0.00	0.00	76,091.15	0.00	0.00	
110 GENERAL FUND	7800 PUPIL TRANSPORTATION SERVICES	450 GASOLINE	2015	9,494.50	0.00	5,302.27	0.00	575.11	4,192.23	0.00	0.00	
110 GENERAL FUND	7800 PUPIL TRANSPORTATION SERVICES	460 DIESEL FUEL	2015	223,008.10	0.00	24,715.52	24,295.59	80,208.66	198,292.58	0.00	0.00	
110 GENERAL FUND	7800 PUPIL TRANSPORTATION SERVICES	510 SUPPLIES	2015	2,084.79	0.00	256.17	0.00	237.38	1,828.54	0.08	0.00	
110 GENERAL FUND	7800 PUPIL TRANSPORTATION SERVICES	530 PERIODICALS	2015	2,336.88	0.00	0.00	0.00	0.00	2,336.88	0.00	0.00	
110 GENERAL FUND	7800 PUPIL TRANSPORTATION SERVICES	540 OIL AND GREASE	2015	11,875.69	0.00	3,896.00	0.00	687.50	7,979.69	0.00	0.00	
110 GENERAL FUND	7800 PUPIL TRANSPORTATION SERVICES	550 REPAIR PARTS	2015	91,491.75	0.00	7,328.81	3,517.81	21,527.52	84,827.61	-664.67	0.00	
110 GENERAL FUND	7800 PUPIL TRANSPORTATION SERVICES	560 TIRES AND TUBES	2015	38,755.25	0.00	3,301.18	0.00	14,166.44	35,209.01	245.06	0.63	
110 GENERAL FUND	7800 PUPIL TRANSPORTATION SERVICES	730 DUES AND FEES	2015	253.90	0.00	0.00	0.00	-25,264.80	253.90	0.00	0.00	
110 GENERAL FUND	7900 OPERATION OF PLANT	140 SUBSTITUTES	2015	35,633.60	0.00	0.00	0.00	7,436.19	35,633.60	0.00	0.00	
110 GENERAL FUND	7900 OPERATION OF PLANT	160 OTHER SUPPORT	2015	1,190,675.36	266,434.36	0.00	0.00	97,529.10	828,613.17	95,627.83	8.03	

FUND		PERSONNEL-REG PY										
110 GENERAL FUND	7900 OPERATION OF PLANT	161 OTHER SUPPORT-MISC EARNINGS	2015	665.48	0.00	0.00	0.00	0.00	665.48	0.00	0.00	
110 GENERAL FUND	7900 OPERATION OF PLANT	163 OTHER SUPPORT PERS-SUPPLEMENT	2015	758.19	3,600.67	0.00	0.00	0.00	0.00	-2,842.48	0.00	
110 GENERAL FUND	7900 OPERATION OF PLANT	164 OTHER SUPPORT PER-ANNUAL LEAVE	2015	4,777.99	0.00	0.00	0.00	0.00	4,777.99	0.00	0.00	
110 GENERAL FUND	7900 OPERATION OF PLANT	165 OTHER SUPPORT PERSONNEL-SICK P	2015	13,795.69	0.00	0.00	0.00	0.00	13,795.69	0.00	0.00	
110 GENERAL FUND	7900 OPERATION OF PLANT	168 OTHER SUPPORT PERS-SUMMER SCH	2015	2,216.22	0.00	0.00	0.00	0.00	2,216.22	0.00	0.00	
110 GENERAL FUND	7900 OPERATION OF PLANT	210 RETIREMENT	2015	90,030.96	19,848.52	0.00	0.00	7,331.68	62,855.34	7,327.10	8.14	
110 GENERAL FUND	7900 OPERATION OF PLANT	220 SOCIAL SECURITY	2015	89,213.38	20,657.65	0.00	0.00	7,281.55	61,457.59	7,098.14	7.96	
110 GENERAL FUND	7900 OPERATION OF PLANT	230 BOARD MEDICAL & DENTAL INS	2015	199,422.26	45,238.63	0.00	381.33	17,334.76	137,212.51	16,971.12	8.51	
110 GENERAL FUND	7900 OPERATION OF PLANT	232 BOARD TERM LIFE INSURANCE	2015	3,261.65	727.44	0.00	0.00	273.12	2,269.25	264.96	8.12	
110 GENERAL FUND	7900 OPERATION OF PLANT	240 WORKERS COMPENSATION	2015	56,263.22	11,601.36	0.00	0.00	4,751.95	40,233.57	4,428.29	7.87	
110 GENERAL FUND	7900 OPERATION OF PLANT	320 INSURANCE AND BOND PREMIUMS	2015	555,155.58	0.00	0.00	315.00	472,360.96	549,860.96	5,294.62	0.95	
110 GENERAL FUND	7900 OPERATION OF PLANT	350 REPAIRS AND MAINTENANCE	2015	65,453.70	2,064.00	15,875.47	7,951.07	10,094.67	47,066.48	447.75	0.68	
110 GENERAL FUND	7900 OPERATION OF PLANT	360 RENTALS	2015	174,939.69	0.00	115,106.90	65.07	23,316.67	84,832.79	-25,000.00	0.00	
110 GENERAL FUND	7900 OPERATION OF PLANT	370 COMMUNICATIONS	2015	893,304.75	939.60	0.00	78,207.63	246,676.05	780,462.03	111,903.12	12.53	
110 GENERAL FUND	7900 OPERATION OF PLANT	380 PUBLIC UTILITY SERVICES-OTHER	2015	94,193.18	3,867.00	0.00	3,749.67	22,459.46	97,386.47	-7,060.29	0.00	
110 GENERAL FUND	7900 OPERATION OF PLANT	381 GARBAGE	2015	62,176.42	2,209.19	0.00	223.40	17,085.70	66,399.48	-6,432.25	0.00	
110 GENERAL FUND	7900 OPERATION OF PLANT	390 OTHER PURCHASED SERVICES	2015	245,416.42	0.00	147,021.33	2,817.87	20,586.97	101,212.96	-2,817.87	0.00	
110 GENERAL FUND	7900 OPERATION OF PLANT	410 NATURAL GAS	2015	52,064.70	2,088.17	0.00	874.55	21,512.55	51,778.27	-1,801.74	0.00	
110 GENERAL FUND	7900 OPERATION OF PLANT	420 BOTTLED GAS	2015	34,895.58	3,589.96	0.00	0.00	16,224.92	34,895.58	-3,589.96	0.00	
110 GENERAL FUND	7900 OPERATION OF PLANT	430 ELECTRICITY	2015	1,372,687.56	52,892.65	0.00	61,050.28	260,450.63	1,254,468.23	65,326.68	4.76	
110 GENERAL FUND	7900 OPERATION OF PLANT	510 SUPPLIES	2015	83,432.95	0.00	10,981.01	3,156.84	20,225.87	72,086.26	365.68	0.44	
110 GENERAL FUND	7900 OPERATION OF PLANT	590 OTHER MATERIALS &	2015	6,588.30	0.00	0.00	0.00	0.00	6,588.30	0.00	0.00	

		SUPPLIES										
110 GENERAL FUND	7900 OPERATION OF PLANT	600 CAPITAL OUTLAY	2015	0.00	0.00	0.00	246.85	246.85	246.85	-246.85	0.00	
110 GENERAL FUND	7900 OPERATION OF PLANT	644 COMPUTER EQUIP-LESS THAN \$750	2015	495.00	0.00	0.00	0.00	0.00	495.00	0.00	0.00	
110 GENERAL FUND	7900 OPERATION OF PLANT	730 DUES AND FEES	2015	25.00	0.00	0.00	0.00	-314,904.58	25.00	0.00	0.00	
110 GENERAL FUND	8100 MAINTENANCE OF PLANT	140 SUBSTITUTES	2015	69.40	0.00	0.00	0.00	0.00	69.40	0.00	0.00	
110 GENERAL FUND	8100 MAINTENANCE OF PLANT	160 OTHER SUPPORT PERSONNEL-REG PY	2015	540,440.35	89,410.64	0.00	0.00	44,671.50	406,324.38	44,705.33	8.27	
110 GENERAL FUND	8100 MAINTENANCE OF PLANT	161 OTHER SUPPORT-MISC EARNINGS	2015	3,153.65	0.00	0.00	0.00	0.00	3,153.65	0.00	0.00	
110 GENERAL FUND	8100 MAINTENANCE OF PLANT	164 OTHER SUPPORT PER-ANNUAL LEAVE	2015	24,684.76	0.00	0.00	0.00	0.00	24,684.76	0.00	0.00	
110 GENERAL FUND	8100 MAINTENANCE OF PLANT	165 OTHER SUPPORT PERSONNEL-SICK P	2015	15,200.43	0.00	0.00	0.00	0.00	15,200.43	0.00	0.00	
110 GENERAL FUND	8100 MAINTENANCE OF PLANT	210 RETIREMENT	2015	45,899.24	7,566.19	0.00	0.00	3,780.66	34,549.94	3,783.11	8.24	
110 GENERAL FUND	8100 MAINTENANCE OF PLANT	220 SOCIAL SECURITY	2015	42,024.16	6,839.93	0.00	0.00	3,123.71	31,764.30	3,419.93	8.14	
110 GENERAL FUND	8100 MAINTENANCE OF PLANT	230 BOARD MEDICAL & DENTAL INS	2015	52,436.72	8,760.34	0.00	0.00	4,380.18	39,296.18	4,380.20	8.35	
110 GENERAL FUND	8100 MAINTENANCE OF PLANT	232 BOARD TERM LIFE INSURANCE	2015	1,990.12	260.74	0.00	0.00	173.53	1,599.02	130.36	6.55	
110 GENERAL FUND	8100 MAINTENANCE OF PLANT	240 WORKERS COMPENSATION	2015	21,572.72	3,264.14	0.00	0.00	1,630.55	16,676.52	1,632.06	7.57	
110 GENERAL FUND	8100 MAINTENANCE OF PLANT	330 TRAVEL	2015	74.76	0.00	0.00	0.00	21.36	74.76	0.00	0.00	
110 GENERAL FUND	8100 MAINTENANCE OF PLANT	350 REPAIRS AND MAINTENANCE	2015	316,344.90	0.00	114,939.98	19,783.90	75,055.09	207,286.57	-5,881.65	0.00	
110 GENERAL FUND	8100 MAINTENANCE OF PLANT	360 RENTALS	2015	68.00	0.00	0.00	0.00	68.00	68.00	0.00	0.00	
110 GENERAL FUND	8100 MAINTENANCE OF PLANT	390 OTHER PURCHASED SERVICES	2015	16,024.00	0.00	1,450.00	0.00	900.00	14,574.00	0.00	0.00	
110 GENERAL FUND	8100 MAINTENANCE OF PLANT	420 BOTTLED GAS	2015	262.00	0.00	238.00	0.00	95.75	107.75	-83.75	0.00	
110 GENERAL FUND	8100 MAINTENANCE OF PLANT	440 HEATING OIL	2015	7,000.00	0.00	3,693.48	0.00	2,004.17	3,306.52	0.00	0.00	
110 GENERAL FUND	8100 MAINTENANCE OF PLANT	460 DIESEL FUEL	2015	3,000.00	0.00	2,833.83	0.00	0.00	166.17	0.00	0.00	
110 GENERAL FUND	8100 MAINTENANCE OF PLANT	510 SUPPLIES	2015	88,991.88	0.00	13,020.72	5,709.04	15,909.75	75,801.12	170.04	0.19	
110 GENERAL FUND	8100 MAINTENANCE OF PLANT	530 PERIODICALS	2015	210.00	0.00	0.00	0.00	0.00	210.00	0.00	0.00	

110 GENERAL FUND	8100 MAINTENANCE OF PLANT	560 TIRES AND TUBES	2015	342.66	0.00	0.00	0.00	0.00	342.66	0.00	0.00	
110 GENERAL FUND	8100 MAINTENANCE OF PLANT	641 FURN, FIXT, EQUIP- MORE THAN \$750	2015	4,126.74	0.00	0.00	0.00	1,988.74	4,126.74	0.00	0.00	
110 GENERAL FUND	8100 MAINTENANCE OF PLANT	642 FURN, FIXT, EQUIP- LESS THAN \$750	2015	1,553.29	0.00	0.00	0.00	0.00	1,553.29	0.00	0.00	
110 GENERAL FUND	8100 MAINTENANCE OF PLANT	671 CAPTLZD IMPRT OTHER THAN BLDGS	2015	4,032.00	0.00	4,032.00	0.00	0.00	0.00	0.00	0.00	
110 GENERAL FUND	8100 MAINTENANCE OF PLANT	691 SOFTWARE-MORE THAN \$750	2015	3,000.00	0.00	3,000.00	0.00	0.00	0.00	0.00	0.00	
110 GENERAL FUND	8100 MAINTENANCE OF PLANT	730 DUES AND FEES	2015	330.00	0.00	0.00	0.00	0.00	330.00	0.00	0.00	
110 GENERAL FUND	8200 ADMIN. TECHNOLOGY SERVICES	160 OTHER SUPPORT PERSONNEL-REG PY	2015	336,532.46	56,088.86	0.00	0.00	28,044.36	252,399.24	28,044.36	8.33	
110 GENERAL FUND	8200 ADMIN. TECHNOLOGY SERVICES	210 RETIREMENT	2015	24,432.41	4,072.04	0.00	0.00	2,036.04	18,324.34	2,036.03	8.33	
110 GENERAL FUND	8200 ADMIN. TECHNOLOGY SERVICES	220 SOCIAL SECURITY	2015	23,738.06	4,290.81	0.00	0.00	1,931.46	17,301.89	2,145.36	9.04	
110 GENERAL FUND	8200 ADMIN. TECHNOLOGY SERVICES	230 BOARD MEDICAL & DENTAL INS	2015	33,055.02	5,621.66	0.00	0.00	2,810.83	24,622.53	2,810.83	8.50	
110 GENERAL FUND	8200 ADMIN. TECHNOLOGY SERVICES	232 BOARD TERM LIFE INSURANCE	2015	816.24	135.36	0.00	0.00	67.68	613.20	67.68	8.29	
110 GENERAL FUND	8200 ADMIN. TECHNOLOGY SERVICES	240 WORKERS COMPENSATION	2015	1,716.33	286.06	0.00	0.00	143.03	1,287.25	143.02	8.33	
110 GENERAL FUND	8200 ADMIN. TECHNOLOGY SERVICES	310 PROFESSIONAL AND TECHNICAL	2015	45,421.00	0.00	0.00	3,200.00	6,400.00	48,621.00	-3,200.00	0.00	
110 GENERAL FUND	8200 ADMIN. TECHNOLOGY SERVICES	330 TRAVEL	2015	6,248.72	0.00	105.00	198.47	2,156.08	6,532.11	-388.39	0.00	
110 GENERAL FUND	8200 ADMIN. TECHNOLOGY SERVICES	350 REPAIRS AND MAINTENANCE	2015	37,688.92	0.00	4,058.50	425.00	9,684.76	33,630.42	0.00	0.00	
110 GENERAL FUND	8200 ADMIN. TECHNOLOGY SERVICES	360 RENTALS	2015	201,141.51	0.00	75,594.91	244.52	5,369.87	125,239.30	307.30	0.15	
110 GENERAL FUND	8200 ADMIN. TECHNOLOGY SERVICES	370 COMMUNICATIONS	2015	876.21	0.00	0.00	0.00	108.15	876.21	0.00	0.00	
110 GENERAL FUND	8200 ADMIN. TECHNOLOGY SERVICES	390 OTHER PURCHASED SERVICES	2015	51,975.00	0.00	0.00	0.00	0.00	51,975.00	0.00	0.00	
110 GENERAL FUND	8200 ADMIN. TECHNOLOGY SERVICES	420 BOTTLED GAS	2015	55.10	0.00	0.00	0.00	55.10	55.10	0.00	0.00	
110 GENERAL FUND	8200 ADMIN. TECHNOLOGY SERVICES	510 SUPPLIES	2015	32,939.52	0.00	23,433.09	0.00	1,396.11	9,585.84	-79.41	0.00	
110 GENERAL FUND	8200 ADMIN. TECHNOLOGY SERVICES	643 COMPUTER EQUIP-MORE THAN \$750	2015	40,600.00	0.00	26,300.35	0.00	0.00	0.00	14,299.65	35.22	
110 GENERAL FUND	8200 ADMIN. TECHNOLOGY SERVICES	644 COMPUTER EQUIP-LESS THAN	2015	4,820.07	0.00	2,738.50	0.00	0.00	1,820.07	261.50	5.43	

		\$750										
110 GENERAL FUND	8200 ADMIN. TECHNOLOGY SERVICES	690 COMPUTER SOFTWARE	2015	4,388.20	0.00	0.00	0.00	4,688.19	4,788.19	-399.99	0.00	
110 GENERAL FUND	8200 ADMIN. TECHNOLOGY SERVICES	710 REDEMPTION OF PRINCIPAL	2015	56,251.88	0.00	0.00	0.00	56,251.88	56,251.88	0.00	0.00	
110 GENERAL FUND	8200 ADMIN. TECHNOLOGY SERVICES	720 INTEREST	2015	497.96	0.00	0.00	0.00	497.96	497.96	0.00	0.00	
110 GENERAL FUND	8200 ADMIN. TECHNOLOGY SERVICES	730 DUES AND FEES	2015	1,480.00	0.00	0.00	0.00	0.00	1,480.00	0.00	0.00	
110 GENERAL FUND	9100 COMMUNITY SERVICES	166 OTHER SUPPORT-HOURLY EMPLOY	2015	5,669.90	0.00	0.00	0.00	868.95	5,669.90	0.00	0.00	
110 GENERAL FUND	9100 COMMUNITY SERVICES	210 RETIREMENT	2015	411.65	0.00	0.00	0.00	63.09	411.65	0.00	0.00	
110 GENERAL FUND	9100 COMMUNITY SERVICES	220 SOCIAL SECURITY	2015	433.73	0.00	0.00	0.00	66.47	433.73	0.00	0.00	
110 GENERAL FUND	9100 COMMUNITY SERVICES	230 BOARD MEDICAL & DENTAL INS	2015	10,298.40	0.00	2,778.98	0.00	3,442.97	7,519.42	0.00	0.00	
110 GENERAL FUND	9100 COMMUNITY SERVICES	240 WORKERS COMPENSATION	2015	28.91	0.00	0.00	0.00	4.43	28.91	0.00	0.00	
110 GENERAL FUND	9100 COMMUNITY SERVICES	641 FURN, FIXT, EQUIP-MORE THAN \$750	2015	4,670.02	0.00	0.00	0.00	4,670.02	4,670.02	0.00	0.00	
110 GENERAL FUND	9100 COMMUNITY SERVICES	730 DUES AND FEES	2015	0.00	0.00	0.00	0.00	150.00	150.00	-150.00	0.00	
110 GENERAL FUND	9700 TRANSFER OF FUNDS	940 TRANSFERS TO SPECIAL REV FUND	2015	112,325.00	0.00	0.00	0.00	0.00	112,325.00	0.00	0.00	
210 S.B.E. BOND FUND	9200 DEBT SERVICE	710 REDEMPTION OF PRINCIPAL	2015	670,902.69	0.00	0.00	0.00	0.00	0.00	670,902.69	100.00	
210 S.B.E. BOND FUND	9200 DEBT SERVICE	720 INTEREST	2015	139,368.06	0.00	0.00	0.00	0.00	0.00	139,368.06	100.00	
231 SECTION 1011 LOAN FROM CCB	9200 DEBT SERVICE	710 REDEMPTION OF PRINCIPAL	2015	336,967.97	0.00	0.00	0.00	0.00	168,483.98	168,483.99	50.00	
231 SECTION 1011 LOAN FROM CCB	9200 DEBT SERVICE	720 INTEREST	2015	34,755.70	0.00	0.00	0.00	0.00	17,377.85	17,377.85	50.00	
293 SUNTRUST LOAN FOR HMS	9100 COMMUNITY SERVICES	710 REDEMPTION OF PRINCIPAL	2015	65,959.36	0.00	0.00	0.00	0.00	65,959.36	0.00	0.00	
293 SUNTRUST LOAN FOR HMS	9100 COMMUNITY SERVICES	720 INTEREST	2015	34,723.95	0.00	0.00	0.00	0.00	34,723.95	0.00	0.00	
293 SUNTRUST LOAN FOR HMS	9200 DEBT SERVICE	710 REDEMPTION OF PRINCIPAL	2015	64,895.08	0.00	0.00	0.00	0.00	64,895.08	0.00	0.00	
293 SUNTRUST LOAN FOR HMS	9200 DEBT SERVICE	720 INTEREST	2015	35,787.69	0.00	0.00	0.00	0.00	35,787.69	0.00	0.00	
340 PECO FUNDS	7900 OPERATION OF PLANT	350 REPAIRS AND MAINTENANCE	2015	40,918.33	0.00	0.00	0.00	0.00	40,918.33	0.00	0.00	
340 PECO FUNDS	7900 OPERATION OF PLANT	510 SUPPLIES	2015	4,890.81	0.00	0.00	0.00	0.00	4,890.81	0.00	0.00	

340 PECO FUNDS	7900 OPERATION OF PLANT	630 BUILDINGS AND FIXED EQUIPMENT	2015	15,472.00	0.00	0.00	0.00	0.00	15,472.00	0.00	0.00	
340 PECO FUNDS	7900 OPERATION OF PLANT	641 FURN, FIXT, EQUIP-MORE THAN \$750	2015	134.81	0.00	0.00	0.00	0.00	134.81	0.00	0.00	
340 PECO FUNDS	7900 OPERATION OF PLANT	671 CAPTLZD IMPRT OTHER THAN BLDGS	2015	2,438.00	0.00	0.00	0.00	0.00	2,438.00	0.00	0.00	
340 PECO FUNDS	7900 OPERATION OF PLANT	681 CAPITALIZ REMODEL & RENOVATION	2015	25,969.00	0.00	0.00	0.00	0.00	25,969.00	0.00	0.00	
340 PECO FUNDS	7900 OPERATION OF PLANT	682 NONCAPITALIZED REMOD/RENOV	2015	800.00	0.00	0.00	0.00	0.00	800.00	0.00	0.00	
340 PECO FUNDS	8100 MAINTENANCE OF PLANT	350 REPAIRS AND MAINTENANCE	2015	2,000.00	0.00	0.00	0.00	0.00	2,000.00	0.00	0.00	
340 PECO FUNDS	8100 MAINTENANCE OF PLANT	681 CAPITALIZ REMODEL & RENOVATION	2015	90,031.05	0.00	0.00	0.00	0.00	90,031.05	0.00	0.00	
340 PECO FUNDS	9700 TRANSFER OF FUNDS	910 TRANSFERS TO GENERAL FUND	2015	106,511.00	0.00	0.00	0.00	9,322.00	69,242.00	37,269.00	34.99	
360 CO & DS FUND # 360	7400 FACILITIES ACQ & CONSTRUCTION	680 REMODELING	2015	53,851.46	0.00	0.00	0.00	0.00	0.00	53,851.46	100.00	
379 CAPITAL IMPROVEMENTS	6500 INSTRUCTION RELATED TECHNOLOGY	360 RENTALS	2015	48,708.00	0.00	0.00	0.00	-48,708.00	0.00	48,708.00	100.00	
379 CAPITAL IMPROVEMENTS	7100 BOARD OF EDUCATION	681 CAPITALIZ REMODEL & RENOVATION	2015	3,200.00	0.00	0.00	0.00	0.00	3,200.00	0.00	0.00	
379 CAPITAL IMPROVEMENTS	7400 FACILITIES ACQ & CONSTRUCTION	680 REMODELING	2015	21,590.00	0.00	0.00	0.00	0.00	15,090.00	6,500.00	30.11	
379 CAPITAL IMPROVEMENTS	7400 FACILITIES ACQ & CONSTRUCTION	681 CAPITALIZ REMODEL & RENOVATION	2015	59,969.08	0.00	0.00	0.00	1,830.68	59,969.08	0.00	0.00	
379 CAPITAL IMPROVEMENTS	7800 PUPIL TRANSPORTATION SERVICES	643 COMPUTER EQUIP-MORE THAN \$750	2015	7,499.00	0.00	0.00	0.00	0.00	7,499.00	0.00	0.00	
379 CAPITAL IMPROVEMENTS	7900 OPERATION OF PLANT	350 REPAIRS AND MAINTENANCE	2015	108,986.76	0.00	21,394.17	0.00	23,860.00	88,417.59	-825.00	0.00	
379 CAPITAL IMPROVEMENTS	7900 OPERATION OF PLANT	390 OTHER PURCHASED SERVICES	2015	3,805.04	0.00	0.00	0.00	0.00	3,805.04	0.00	0.00	
379 CAPITAL IMPROVEMENTS	7900 OPERATION OF PLANT	510 SUPPLIES	2015	8,787.30	0.00	2,833.11	0.00	1,411.62	6,008.50	-54.31	0.00	
379 CAPITAL IMPROVEMENTS	7900 OPERATION OF PLANT	550 REPAIR PARTS	2015	2,000.00	0.00	0.00	1,994.41	3,813.86	4,229.34	-2,229.34	0.00	
379 CAPITAL IMPROVEMENTS	7900 OPERATION OF PLANT	630 BUILDINGS AND FIXED EQUIPMENT	2015	5,268.68	0.00	0.00	0.00	1,997.00	5,268.68	0.00	0.00	
379 CAPITAL IMPROVEMENTS	7900 OPERATION OF PLANT	641 FURN, FIXT, EQUIP-MORE THAN \$750	2015	15,941.57	0.00	0.00	0.00	0.00	15,941.57	0.00	0.00	
379 CAPITAL	7900 OPERATION OF PLANT	681 CAPITALIZ	2015	11,389.22	0.00	5,879.01	0.00	0.00	5,510.21	0.00	0.00	

IMPROVEMENTS		REMODEL & RENOVATION										
379 CAPITAL IMPROVEMENTS	8100 MAINTENANCE OF PLANT	350 REPAIRS AND MAINTENANCE	2015	35,931.65	0.00	1,107.00	0.00	1,688.00	33,824.65	1,000.00	2.78	
379 CAPITAL IMPROVEMENTS	8100 MAINTENANCE OF PLANT	390 OTHER PURCHASED SERVICES	2015	1,635.00	0.00	0.00	0.00	0.00	1,635.00	0.00	0.00	
379 CAPITAL IMPROVEMENTS	8100 MAINTENANCE OF PLANT	510 SUPPLIES	2015	6,145.54	0.00	0.00	0.00	0.00	6,145.54	0.00	0.00	
379 CAPITAL IMPROVEMENTS	8100 MAINTENANCE OF PLANT	550 REPAIR PARTS	2015	742.46	0.00	0.00	0.00	0.00	742.46	0.00	0.00	
379 CAPITAL IMPROVEMENTS	8100 MAINTENANCE OF PLANT	641 FURN, FIXT, EQUIP- MORE THAN \$750	2015	657.14	0.00	0.00	0.00	0.00	657.14	0.00	0.00	
379 CAPITAL IMPROVEMENTS	8100 MAINTENANCE OF PLANT	681 CAPITALIZ REMODEL & RENOVATION	2015	18,308.36	0.00	0.00	0.00	0.00	18,308.36	0.00	0.00	
379 CAPITAL IMPROVEMENTS	8100 MAINTENANCE OF PLANT	682 NONCAPITALIZED REMOD/RENOV	2015	1,300.00	0.00	925.00	0.00	0.00	375.00	0.00	0.00	
379 CAPITAL IMPROVEMENTS	9200 DEBT SERVICE	710 REDEMPTION OF PRINCIPAL	2015	0.00	0.00	0.00	0.00	0.00	222,281.45	-222,281.45	0.00	
379 CAPITAL IMPROVEMENTS	9700 TRANSFER OF FUNDS	910 TRANSFERS TO GENERAL FUND	2015	1,300,000.00	0.00	0.00	0.00	0.00	170,183.80	1,129,816.20	86.91	
379 CAPITAL IMPROVEMENTS	9700 TRANSFER OF FUNDS	920 TRANSFERS TO DEBT SERVICE FUND	2015	609,509.36	0.00	0.00	0.00	0.00	387,227.91	222,281.45	36.47	
410 FOOD SERVICE FUND # 410	5500 PRE-KINDERGARTEN	570 FOOD	2015	250.00	0.00	0.00	0.00	0.00	0.00	250.00	100.00	
410 FOOD SERVICE FUND # 410	7600 FOOD SERVICE	110 ADMINISTRATION-REGULAR PAY	2015	1,338,514.36	14,632.60	0.00	0.00	7,316.34	65,847.06	1,258,034.70	93.99	
410 FOOD SERVICE FUND # 410	7600 FOOD SERVICE	140 SUBSTITUTES	2015	135,883.98	0.00	0.00	209.30	16,162.59	108,460.80	27,423.18	20.18	
410 FOOD SERVICE FUND # 410	7600 FOOD SERVICE	160 OTHER SUPPORT PERSONNEL-REG PY	2015	945,461.69	217,783.28	0.00	0.00	74,494.26	616,636.37	111,042.04	11.74	
410 FOOD SERVICE FUND # 410	7600 FOOD SERVICE	161 OTHER SUPPORT-MISC EARNINGS	2015	25,862.21	0.00	0.00	0.00	9,397.58	56,816.29	-30,954.08	0.00	
410 FOOD SERVICE FUND # 410	7600 FOOD SERVICE	162 OTHER SUPPORT PERSONL INSERVIC	2015	150.00	0.00	0.00	0.00	0.00	150.00	0.00	0.00	
410 FOOD SERVICE FUND # 410	7600 FOOD SERVICE	163 OTHER SUPPORT PERS-SUPPLEMENT	2015	14,644.97	2,610.12	0.00	0.00	1,305.08	10,729.77	1,305.08	8.91	
410 FOOD SERVICE FUND # 410	7600 FOOD SERVICE	168 OTHER SUPPORT PERS-SUMMER SCH	2015	21,693.22	0.00	0.00	0.00	0.00	21,693.22	0.00	0.00	

410 FOOD SERVICE FUND # 410	7600 FOOD SERVICE	210 RETIREMENT	2015	82,484.29	18,102.86	0.00	0.00	6,982.72	57,998.00	6,383.43	7.74	
410 FOOD SERVICE FUND # 410	7600 FOOD SERVICE	220 SOCIAL SECURITY	2015	83,454.53	17,979.44	0.00	16.01	7,311.78	59,562.75	5,912.34	7.08	
410 FOOD SERVICE FUND # 410	7600 FOOD SERVICE	230 BOARD MEDICAL & DENTAL INS	2015	245,498.71	59,515.31	0.00	399.02	20,553.65	161,927.00	24,056.40	9.80	
410 FOOD SERVICE FUND # 410	7600 FOOD SERVICE	232 BOARD TERM LIFE INSURANCE	2015	2,767.98	654.38	0.00	6.00	238.76	1,908.17	205.43	7.42	
410 FOOD SERVICE FUND # 410	7600 FOOD SERVICE	240 WORKERS COMPENSATION	2015	45,674.23	9,674.63	0.00	9.31	4,263.36	34,563.01	1,436.59	3.15	
410 FOOD SERVICE FUND # 410	7600 FOOD SERVICE	310 PROFESSIONAL AND TECHNICAL	2015	10,501.00	0.00	4,025.00	1,150.00	3,350.00	6,475.00	1.00	0.01	
410 FOOD SERVICE FUND # 410	7600 FOOD SERVICE	330 TRAVEL	2015	7,630.81	0.00	0.00	625.68	6,728.15	17,486.34	-9,855.53	0.00	
410 FOOD SERVICE FUND # 410	7600 FOOD SERVICE	350 REPAIRS AND MAINTENANCE	2015	37,747.49	0.00	20,838.57	592.82	1,068.46	13,385.27	3,523.65	9.33	
410 FOOD SERVICE FUND # 410	7600 FOOD SERVICE	360 RENTALS	2015	1,750.92	0.00	0.00	0.00	937.53	2,071.31	-320.39	0.00	
410 FOOD SERVICE FUND # 410	7600 FOOD SERVICE	370 COMMUNICATIONS	2015	747.68	0.00	302.66	151.33	275.43	1,395.32	-950.30	0.00	
410 FOOD SERVICE FUND # 410	7600 FOOD SERVICE	390 OTHER PURCHASED SERVICES	2015	7,272.00	0.00	3,030.00	0.00	0.00	4,242.00	0.00	0.00	
410 FOOD SERVICE FUND # 410	7600 FOOD SERVICE	420 BOTTLED GAS	2015	15,554.32	0.00	9,549.15	103.70	1,583.14	4,450.85	1,554.32	9.99	
410 FOOD SERVICE FUND # 410	7600 FOOD SERVICE	450 GASOLINE	2015	2,174.60	0.00	1,264.63	0.00	242.11	994.77	-84.80	0.00	
410 FOOD SERVICE FUND # 410	7600 FOOD SERVICE	510 SUPPLIES	2015	509,085.95	0.00	44,938.33	10,919.32	45,551.09	175,375.85	288,771.77	56.72	
410 FOOD SERVICE FUND # 410	7600 FOOD SERVICE	550 REPAIR PARTS	2015	8,708.84	0.00	2,076.69	1,254.14	2,292.87	3,642.36	2,989.79	34.33	
410 FOOD SERVICE FUND # 410	7600 FOOD SERVICE	570 FOOD	2015	2,138,108.47	0.00	173,503.07	75,733.60	340,118.31	1,692,266.48	272,338.92	12.74	

410												
410 FOOD SERVICE FUND # 410	7600 FOOD SERVICE	580 COMMODITIES	2015	0.00	0.00	0.00	0.00	0.00	81,161.50	-81,161.50	0.00	
410 FOOD SERVICE FUND # 410	7600 FOOD SERVICE	641 FURN, FIXT, EQUIP-MORE THAN \$750	2015	146,838.15	0.00	0.00	0.00	0.00	146,838.15	0.00	0.00	
410 FOOD SERVICE FUND # 410	7600 FOOD SERVICE	642 FURN, FIXT, EQUIP-LESS THAN \$750	2015	2,876.24	0.00	1,000.11	0.00	0.00	1,876.13	0.00	0.00	
410 FOOD SERVICE FUND # 410	7600 FOOD SERVICE	643 COMPUTER EQUIP-MORE THAN \$750	2015	9,782.40	0.00	0.00	0.00	0.00	9,782.40	0.00	0.00	
410 FOOD SERVICE FUND # 410	7600 FOOD SERVICE	644 COMPUTER EQUIP-LESS THAN \$750	2015	0.00	0.00	0.00	0.00	0.00	140.34	-140.34	0.00	
410 FOOD SERVICE FUND # 410	7600 FOOD SERVICE	681 CAPITALIZ REMODEL & RENOVATION	2015	2,813.54	0.00	0.00	0.00	343.88	3,157.42	-343.88	0.00	
410 FOOD SERVICE FUND # 410	7600 FOOD SERVICE	730 DUES AND FEES	2015	7,590.00	0.00	0.00	0.00	37.00	7,727.00	-137.00	0.00	
410 FOOD SERVICE FUND # 410	7600 FOOD SERVICE	790 MISCELLANEOUS	2015	167.67	0.00	0.00	0.00	0.00	167.67	0.00	0.00	
410 FOOD SERVICE FUND # 410	7900 OPERATION OF PLANT	350 REPAIRS AND MAINTENANCE	2015	1,459.20	0.00	364.80	0.00	0.00	1,094.40	0.00	0.00	
410 FOOD SERVICE FUND # 410	7900 OPERATION OF PLANT	370 COMMUNICATIONS	2015	3,267.37	0.00	0.00	0.00	0.00	3,267.37	0.00	0.00	
410 FOOD SERVICE FUND # 410	7900 OPERATION OF PLANT	381 GARBAGE	2015	9,719.86	0.00	0.00	0.00	3,834.63	23,356.60	-13,636.74	0.00	
410 FOOD SERVICE FUND # 410	8200 ADMIN. TECHNOLOGY SERVICES	310 PROFESSIONAL AND TECHNICAL	2015	131.43	0.00	0.00	0.00	0.00	131.43	0.00	0.00	
420 CONTRACTED PROJECTS FUND 420	5100 INSTRUCTIONAL K-12	120 CLASSROOM TEACHER-REGULAR PAY	2015	28,800.00	0.00	0.00	0.00	0.00	0.00	28,800.00	100.00	
420 CONTRACTED PROJECTS FUND 420	5100 INSTRUCTIONAL K-12	121 CLASSROOM TEACHER-MISC EARNING	2015	8,800.00	0.00	0.00	0.00	3,780.00	3,780.00	5,020.00	57.05	
420 CONTRACTED PROJECTS FUND	5100 INSTRUCTIONAL K-12	122 TEACHER INSERVICE EARNINGS	2015	3,644.48	0.00	0.00	0.00	0.00	3,134.66	509.82	13.99	

420												
420 CONTRACTED PROJECTS FUND 420	5100 INSTRUCTIONAL K-12	126 CLASSROOM TEACHER-HOURLY EMP	2015	50,200.00	0.00	0.00	5,970.00	20,930.00	59,368.00	-9,168.00	0.00	
420 CONTRACTED PROJECTS FUND 420	5100 INSTRUCTIONAL K-12	128 CLASSROOM TEACHER-SUMMER SCH	2015	53,860.00	0.00	0.00	0.00	0.00	2,470.00	51,390.00	95.41	
420 CONTRACTED PROJECTS FUND 420	5100 INSTRUCTIONAL K-12	150 INSTRUCTIONAL ASSIST-REGULAR P	2015	97,500.00	13,840.88	0.00	0.00	4,613.63	36,909.04	46,750.08	47.95	
420 CONTRACTED PROJECTS FUND 420	5100 INSTRUCTIONAL K-12	151 INSTRUCTION ASST MISC EARNINGS	2015	2,750.00	0.00	0.00	0.00	180.00	866.93	1,883.07	68.48	
420 CONTRACTED PROJECTS FUND 420	5100 INSTRUCTIONAL K-12	152 INSTRUCTIONAL ASST INSERVICE	2015	599.83	0.00	0.00	0.00	0.00	399.83	200.00	33.34	
420 CONTRACTED PROJECTS FUND 420	5100 INSTRUCTIONAL K-12	156 PARAPROFESSIONAL- HOURLY EMPLOY	2015	22,000.00	0.00	0.00	0.00	1,368.00	9,180.00	12,820.00	58.27	
420 CONTRACTED PROJECTS FUND 420	5100 INSTRUCTIONAL K-12	158 PARAPROFESSIONAL- SUMMER SCHOOL	2015	11,000.00	0.00	0.00	0.00	0.00	0.00	11,000.00	100.00	
420 CONTRACTED PROJECTS FUND 420	5100 INSTRUCTIONAL K-12	210 RETIREMENT	2015	26,229.60	1,004.85	0.00	305.10	1,904.42	7,370.81	17,853.94	68.07	
420 CONTRACTED PROJECTS FUND 420	5100 INSTRUCTIONAL K-12	220 SOCIAL SECURITY	2015	23,598.04	1,058.82	0.00	456.71	2,275.11	8,393.69	14,145.53	59.94	
420 CONTRACTED PROJECTS FUND 420	5100 INSTRUCTIONAL K-12	230 BOARD MEDICAL & DENTAL INS	2015	22,500.00	3,591.18	0.00	0.00	1,197.06	9,383.64	9,525.18	42.33	
420 CONTRACTED PROJECTS FUND 420	5100 INSTRUCTIONAL K-12	232 BOARD TERM LIFE INSURANCE	2015	1,400.00	41.04	0.00	0.00	13.68	109.44	1,249.52	89.25	
420 CONTRACTED PROJECTS FUND 420	5100 INSTRUCTIONAL K-12	240 WORKERS COMPENSATION	2015	3,917.27	70.59	0.00	30.45	157.42	592.14	3,254.54	83.08	

420 CONTRACTED PROJECTS FUND 420	5100 INSTRUCTIONAL K-12	310 PROFESSIONAL AND TECHNICAL	2015	39,149.60	0.00	0.00	0.00	0.00	39,149.60	0.00	0.00	
420 CONTRACTED PROJECTS FUND 420	5100 INSTRUCTIONAL K-12	360 RENTALS	2015	361,030.00	0.00	231,251.00	0.00	37,918.70	69,180.38	60,598.62	16.78	
420 CONTRACTED PROJECTS FUND 420	5100 INSTRUCTIONAL K-12	390 OTHER PURCHASED SERVICES	2015	81,033.28	0.00	53,684.00	1,200.00	7,076.00	70,090.12	-42,740.84	0.00	
420 CONTRACTED PROJECTS FUND 420	5100 INSTRUCTIONAL K-12	391 SUBAWDS 1ST 25,000 OTHR PURCHD	2015	5,000.00	0.00	0.00	0.00	0.00	0.00	5,000.00	100.00	
420 CONTRACTED PROJECTS FUND 420	5100 INSTRUCTIONAL K-12	510 SUPPLIES	2015	675,907.11	1,050.00	197,808.42	10,669.38	63,005.32	83,459.46	393,589.23	58.23	
420 CONTRACTED PROJECTS FUND 420	5100 INSTRUCTIONAL K-12	641 FURN, FIXT, EQUIP- MORE THAN \$750	2015	0.00	12,852.32	5,176.94	203.90	203.90	3,953.74	-21,983.00	0.00	
420 CONTRACTED PROJECTS FUND 420	5100 INSTRUCTIONAL K-12	642 FURN, FIXT, EQUIP- LESS THAN \$750	2015	67,000.00	0.00	26,107.09	0.00	0.00	0.00	40,892.91	61.03	
420 CONTRACTED PROJECTS FUND 420	5100 INSTRUCTIONAL K-12	643 COMPUTER EQUIP-MORE THAN \$750	2015	0.00	0.00	44.31	0.00	1,005.95	8,262.65	-8,306.96	0.00	
420 CONTRACTED PROJECTS FUND 420	5100 INSTRUCTIONAL K-12	644 COMPUTER EQUIP-LESS THAN \$750	2015	113,346.00	27,564.80	121,567.49	0.00	34,004.95	65,035.04	-100,821.33	0.00	
420 CONTRACTED PROJECTS FUND 420	5100 INSTRUCTIONAL K-12	730 DUES AND FEES	2015	3,647.15	0.00	0.00	643.00	-36,401.70	6,281.61	-2,634.46	0.00	
420 CONTRACTED PROJECTS FUND 420	5200 EXCEPTIONAL	120 CLASSROOM TEACHER-REGULAR PAY	2015	122,323.62	27,297.95	0.00	9,099.29	27,297.87	83,779.47	11,246.20	9.19	
420 CONTRACTED PROJECTS FUND 420	5200 EXCEPTIONAL	121 CLASSROOM TEACHER-MISC EARNING	2015	8,000.00	0.00	0.00	1,312.17	4,268.45	11,248.27	-3,248.27	0.00	

420 CONTRACTED PROJECTS FUND 420	5200 EXCEPTIONAL	122 TEACHER INSERVICE EARNINGS	2015	924.58	0.00	0.00	0.00	0.00	924.78	-0.20	0.00	
420 CONTRACTED PROJECTS FUND 420	5200 EXCEPTIONAL	130 OTHER CERTIFIED REGULAR PAY	2015	36,325.69	0.00	0.00	0.00	693.70	23,328.40	12,997.29	35.78	
420 CONTRACTED PROJECTS FUND 420	5200 EXCEPTIONAL	140 SUBSTITUTES	2015	83,902.75	0.00	0.00	2,025.62	18,568.72	96,007.59	-12,104.84	0.00	
420 CONTRACTED PROJECTS FUND 420	5200 EXCEPTIONAL	150 INSTRUCTIONAL ASSIST-REGULAR P	2015	272,551.55	69,455.50	0.00	0.00	22,502.46	176,655.85	26,440.20	9.70	
420 CONTRACTED PROJECTS FUND 420	5200 EXCEPTIONAL	152 INSTRUCTIONAL ASST INSERVICE	2015	488.14	0.00	0.00	0.00	0.00	388.14	100.00	20.49	
420 CONTRACTED PROJECTS FUND 420	5200 EXCEPTIONAL	210 RETIREMENT	2015	34,352.95	7,309.02	0.00	755.88	4,070.65	22,177.03	4,866.90	14.17	
420 CONTRACTED PROJECTS FUND 420	5200 EXCEPTIONAL	220 SOCIAL SECURITY	2015	39,164.79	7,401.66	0.00	907.83	5,292.73	28,201.25	3,561.88	9.09	
420 CONTRACTED PROJECTS FUND 420	5200 EXCEPTIONAL	230 BOARD MEDICAL & DENTAL INS	2015	48,773.09	12,987.60	0.00	649.56	5,628.31	33,955.98	1,829.51	3.75	
420 CONTRACTED PROJECTS FUND 420	5200 EXCEPTIONAL	232 BOARD TERM LIFE INSURANCE	2015	1,524.46	261.70	0.00	26.50	150.32	803.62	459.14	30.12	
420 CONTRACTED PROJECTS FUND 420	5200 EXCEPTIONAL	240 WORKERS COMPENSATION	2015	3,072.17	493.45	0.00	63.43	373.98	2,000.85	577.87	18.81	
420 CONTRACTED PROJECTS FUND 420	5200 EXCEPTIONAL	310 PROFESSIONAL AND TECHNICAL	2015	96,347.50	0.00	40,610.00	2,240.00	14,405.00	56,460.00	-722.50	0.00	
420 CONTRACTED PROJECTS FUND 420	5200 EXCEPTIONAL	330 TRAVEL	2015	7,215.00	0.00	0.00	808.40	3,821.83	8,554.71	-1,339.71	0.00	
420	5200 EXCEPTIONAL	360 RENTALS	2015	18,792.40	0.00	0.00	0.00	0.00	17,392.40	1,400.00	7.45	

CONTRACTED PROJECTS FUND 420												
420 CONTRACTED PROJECTS FUND 420	5200 EXCEPTIONAL	390 OTHER PURCHASED SERVICES	2015	2,410.22	0.00	0.00	0.00	0.00	1,810.22	600.00	24.89	
420 CONTRACTED PROJECTS FUND 420	5200 EXCEPTIONAL	510 SUPPLIES	2015	14,474.82	0.00	510.89	0.00	1,043.37	11,900.00	2,063.93	14.26	
420 CONTRACTED PROJECTS FUND 420	5200 EXCEPTIONAL	641 FURN, FIXT, EQUIP- MORE THAN \$750	2015	532.12	0.00	0.00	0.00	0.00	532.12	0.00	0.00	
420 CONTRACTED PROJECTS FUND 420	5200 EXCEPTIONAL	643 COMPUTER EQUIP-MORE THAN \$750	2015	2,641.33	0.00	0.00	0.00	0.00	2,641.33	0.00	0.00	
420 CONTRACTED PROJECTS FUND 420	5200 EXCEPTIONAL	644 COMPUTER EQUIP-LESS THAN \$750	2015	355.14	0.00	0.00	0.00	0.00	355.14	0.00	0.00	
420 CONTRACTED PROJECTS FUND 420	5200 EXCEPTIONAL	730 DUES AND FEES	2015	1,199.98	0.00	0.00	950.00	950.00	1,526.49	-326.51	0.00	
420 CONTRACTED PROJECTS FUND 420	5300 VOCATIONAL TECHNICAL	330 TRAVEL	2015	2,646.00	0.00	0.00	0.00	741.86	1,374.92	1,271.08	48.04	
420 CONTRACTED PROJECTS FUND 420	5300 VOCATIONAL TECHNICAL	360 RENTALS	2015	4,948.00	0.00	2,507.30	0.00	0.00	3,143.85	-703.15	0.00	
420 CONTRACTED PROJECTS FUND 420	5300 VOCATIONAL TECHNICAL	370 COMMUNICATIONS	2015	300.00	0.00	0.00	0.00	294.00	294.00	6.00	2.00	
420 CONTRACTED PROJECTS FUND 420	5300 VOCATIONAL TECHNICAL	390 OTHER PURCHASED SERVICES	2015	7,000.00	0.00	20.00	0.00	666.91	4,676.91	2,303.09	32.90	
420 CONTRACTED PROJECTS FUND 420	5300 VOCATIONAL TECHNICAL	450 GASOLINE	2015	550.00	0.00	0.00	0.00	73.21	139.19	410.81	74.69	
420	5300 VOCATIONAL TECHNICAL	510 SUPPLIES	2015	15,632.00	0.00	1,798.56	752.04	4,586.77	11,969.79	1,863.65	11.92	

CONTRACTED PROJECTS FUND 420												
420 CONTRACTED PROJECTS FUND 420	5300 VOCATIONAL TECHNICAL	520 TEXTBOOKS	2015	4,656.00	0.00	996.44	0.00	2,068.92	3,659.14	0.42	0.01	
420 CONTRACTED PROJECTS FUND 420	5300 VOCATIONAL TECHNICAL	620 AUDIO-VISUAL MATERIALS	2015	1,000.00	0.00	0.00	0.00	0.00	0.00	1,000.00	100.00	
420 CONTRACTED PROJECTS FUND 420	5300 VOCATIONAL TECHNICAL	640 FURNITURE, FIXTURES & EQPT	2015	29,436.00	0.00	0.00	0.00	0.00	0.00	29,436.00	100.00	
420 CONTRACTED PROJECTS FUND 420	5300 VOCATIONAL TECHNICAL	641 FURN, FIXT, EQUIP- MORE THAN \$750	2015	12,262.00	0.00	445.30	0.00	0.00	11,816.82	-0.12	0.00	
420 CONTRACTED PROJECTS FUND 420	5300 VOCATIONAL TECHNICAL	642 FURN, FIXT, EQUIP- LESS THAN \$750	2015	1,086.00	0.00	1.95	0.00	0.00	1,084.94	-0.89	0.00	
420 CONTRACTED PROJECTS FUND 420	5300 VOCATIONAL TECHNICAL	643 COMPUTER EQUIP-MORE THAN \$750	2015	1,037.00	0.00	813.23	0.00	0.00	223.90	-0.13	0.00	
420 CONTRACTED PROJECTS FUND 420	5300 VOCATIONAL TECHNICAL	644 COMPUTER EQUIP-LESS THAN \$750	2015	2,000.00	0.00	0.00	0.00	0.00	0.00	2,000.00	100.00	
420 CONTRACTED PROJECTS FUND 420	5300 VOCATIONAL TECHNICAL	730 DUES AND FEES	2015	17,682.00	447.00	0.00	0.00	1,468.00	2,053.00	15,182.00	85.86	
420 CONTRACTED PROJECTS FUND 420	5500 PRE-KINDERGARTEN	120 CLASSROOM TEACHER-REGULAR PAY	2015	619,238.00	136,921.53	0.00	45,779.42	137,691.51	421,005.67	61,310.80	9.90	
420 CONTRACTED PROJECTS FUND 420	5500 PRE-KINDERGARTEN	122 TEACHER INSERVICE EARNINGS	2015	1,620.00	0.00	0.00	0.00	0.00	14,494.31	-12,874.31	0.00	
420 CONTRACTED PROJECTS FUND 420	5500 PRE-KINDERGARTEN	126 CLASSROOM TEACHER-HOURLY EMP	2015	4,500.00	0.00	0.00	0.00	557.70	4,003.80	496.20	11.03	
420	5500 PRE-KINDERGARTEN	128 CLASSROOM	2015	0.00	0.00	0.00	0.00	0.00	2,340.40	-2,340.40	0.00	

CONTRACTED PROJECTS FUND 420		TEACHER-SUMMER SCH										
420 CONTRACTED PROJECTS FUND 420	5500 PRE-KINDERGARTEN	140 SUBSTITUTES	2015	26,300.00	0.00	0.00	789.67	3,685.45	28,765.75	-2,465.75	0.00	
420 CONTRACTED PROJECTS FUND 420	5500 PRE-KINDERGARTEN	150 INSTRUCTIONAL ASSIST-REGULAR P	2015	399,520.00	74,661.12	0.00	0.00	26,116.23	197,778.26	127,080.62	31.81	
420 CONTRACTED PROJECTS FUND 420	5500 PRE-KINDERGARTEN	151 INSTRUCTION ASST MISC EARNINGS	2015	6,200.00	0.00	0.00	0.00	446.60	4,440.86	1,759.14	28.37	
420 CONTRACTED PROJECTS FUND 420	5500 PRE-KINDERGARTEN	152 INSTRUCTIONAL ASST INSERVICE	2015	808.00	0.00	0.00	0.00	0.00	11,134.49	-10,326.49	0.00	
420 CONTRACTED PROJECTS FUND 420	5500 PRE-KINDERGARTEN	158 PARAPROFESSIONAL- SUMMER SCHOOL	2015	0.00	0.00	0.00	0.00	0.00	696.00	-696.00	0.00	
420 CONTRACTED PROJECTS FUND 420	5500 PRE-KINDERGARTEN	161 OTHER SUPPORT- MISC EARNINGS	2015	2,000.00	0.00	0.00	0.00	0.00	1,460.66	539.34	26.97	
420 CONTRACTED PROJECTS FUND 420	5500 PRE-KINDERGARTEN	210 RETIREMENT	2015	115,412.00	16,974.05	0.00	3,881.26	13,697.54	51,342.83	47,095.12	40.81	
420 CONTRACTED PROJECTS FUND 420	5500 PRE-KINDERGARTEN	220 SOCIAL SECURITY	2015	95,420.00	16,186.13	0.00	3,287.96	11,882.89	48,080.25	31,153.62	32.65	
420 CONTRACTED PROJECTS FUND 420	5500 PRE-KINDERGARTEN	230 BOARD MEDICAL & DENTAL INS	2015	182,260.00	29,092.73	0.00	4,441.60	18,217.13	81,782.11	71,385.16	39.17	
420 CONTRACTED PROJECTS FUND 420	5500 PRE-KINDERGARTEN	232 BOARD TERM LIFE INSURANCE	2015	5,272.00	526.52	0.00	128.15	455.80	1,730.89	3,014.59	57.18	
420 CONTRACTED PROJECTS FUND 420	5500 PRE-KINDERGARTEN	240 WORKERS COMPENSATION	2015	8,826.00	1,079.09	0.00	237.51	859.35	3,522.15	4,224.76	47.87	
420 CONTRACTED	5500 PRE-KINDERGARTEN	310 PROFESSIONAL AND TECHNICAL	2015	28,900.00	0.00	4,124.16	0.00	4,601.28	15,797.88	8,977.96	31.07	

PROJECTS FUND 420												
420 CONTRACTED PROJECTS FUND 420	5500 PRE-KINDERGARTEN	330 TRAVEL	2015	0.00	0.00	0.00	0.00	0.00	962.68	-962.68	0.00	
420 CONTRACTED PROJECTS FUND 420	5500 PRE-KINDERGARTEN	350 REPAIRS AND MAINTENANCE	2015	3,100.00	0.00	1,560.97	0.00	0.00	0.00	1,539.03	49.65	
420 CONTRACTED PROJECTS FUND 420	5500 PRE-KINDERGARTEN	360 RENTALS	2015	0.00	0.00	0.00	0.00	0.00	4,664.80	-4,664.80	0.00	
420 CONTRACTED PROJECTS FUND 420	5500 PRE-KINDERGARTEN	370 COMMUNICATIONS	2015	0.00	0.00	0.00	0.00	0.00	7.05	-7.05	0.00	
420 CONTRACTED PROJECTS FUND 420	5500 PRE-KINDERGARTEN	390 OTHER PURCHASED SERVICES	2015	249.35	0.00	0.00	0.00	0.00	24,141.00	-23,891.65	0.00	
420 CONTRACTED PROJECTS FUND 420	5500 PRE-KINDERGARTEN	450 GASOLINE	2015	2,300.00	0.00	0.00	0.00	335.36	1,137.82	1,162.18	50.53	
420 CONTRACTED PROJECTS FUND 420	5500 PRE-KINDERGARTEN	510 SUPPLIES	2015	79,500.00	0.00	20,408.17	4,641.56	13,131.19	44,687.29	14,404.54	18.12	
420 CONTRACTED PROJECTS FUND 420	5500 PRE-KINDERGARTEN	630 BUILDINGS AND FIXED EQUIPMENT	2015	30,800.00	0.00	6,784.44	4,169.00	4,169.00	16,419.52	7,596.04	24.66	
420 CONTRACTED PROJECTS FUND 420	5500 PRE-KINDERGARTEN	642 FURN, FIXT, EQUIP- LESS THAN \$750	2015	0.00	0.00	0.00	0.00	0.00	709.97	-709.97	0.00	
420 CONTRACTED PROJECTS FUND 420	5500 PRE-KINDERGARTEN	643 COMPUTER EQUIP-MORE THAN \$750	2015	36,500.00	0.00	1,681.94	0.00	0.00	35,229.70	-411.64	0.00	
420 CONTRACTED PROJECTS FUND 420	5500 PRE-KINDERGARTEN	671 CAPTLZD IMPRT OTHER THAN BLDGS	2015	4,200.00	0.00	0.00	0.00	1,105.00	1,105.00	3,095.00	73.69	
420 CONTRACTED	5500 PRE-KINDERGARTEN	730 DUES AND FEES	2015	0.00	0.00	0.00	0.00	0.00	110.00	-110.00	0.00	

PROJECTS FUND 420												
420 CONTRACTED PROJECTS FUND 420	5900 OTHER INSTRUCTION	126 CLASSROOM TEACHER-HOURLY EMP	2015	116,800.00	0.00	0.00	0.00	20,074.80	129,037.80	-12,237.80	0.00	
420 CONTRACTED PROJECTS FUND 420	5900 OTHER INSTRUCTION	128 CLASSROOM TEACHER-SUMMER SCH	2015	75,600.00	0.00	0.00	0.00	0.00	0.00	75,600.00	100.00	
420 CONTRACTED PROJECTS FUND 420	5900 OTHER INSTRUCTION	130 OTHER CERTIFIED REGULAR PAY	2015	750.00	0.00	0.00	0.00	0.00	0.00	750.00	100.00	
420 CONTRACTED PROJECTS FUND 420	5900 OTHER INSTRUCTION	136 OTHER CERTIFIED-HOURLY EMPLOY	2015	0.00	0.00	0.00	0.00	450.00	450.00	-450.00	0.00	
420 CONTRACTED PROJECTS FUND 420	5900 OTHER INSTRUCTION	156 PARAPROFESSIONAL- HOURLY EMPLOY	2015	210,306.00	0.00	0.00	0.00	14,884.05	104,497.53	105,808.47	50.31	
420 CONTRACTED PROJECTS FUND 420	5900 OTHER INSTRUCTION	158 PARAPROFESSIONAL- SUMMER SCHOOL	2015	44,928.00	0.00	0.00	0.00	0.00	1,152.00	43,776.00	97.44	
420 CONTRACTED PROJECTS FUND 420	5900 OTHER INSTRUCTION	161 OTHER SUPPORT- MISC EARNINGS	2015	2,000.00	0.00	0.00	0.00	0.00	0.00	2,000.00	100.00	
420 CONTRACTED PROJECTS FUND 420	5900 OTHER INSTRUCTION	210 RETIREMENT	2015	44,293.00	0.00	0.00	4.10	2,598.97	17,487.70	26,805.30	60.52	
420 CONTRACTED PROJECTS FUND 420	5900 OTHER INSTRUCTION	220 SOCIAL SECURITY	2015	34,423.00	0.00	0.00	0.00	2,659.73	17,935.77	16,487.23	47.90	
420 CONTRACTED PROJECTS FUND 420	5900 OTHER INSTRUCTION	240 WORKERS COMPENSATION	2015	5,979.00	0.00	0.00	0.00	177.35	1,196.14	4,782.86	79.99	
420 CONTRACTED PROJECTS FUND 420	5900 OTHER INSTRUCTION	330 TRAVEL	2015	0.00	0.00	0.00	0.00	0.00	3,445.84	-3,445.84	0.00	
420 CONTRACTED PROJECTS FUND	5900 OTHER INSTRUCTION	360 RENTALS	2015	30,450.00	0.00	10,000.00	0.00	0.00	7,500.00	12,950.00	42.53	

420												
420 CONTRACTED PROJECTS FUND 420	5900 OTHER INSTRUCTION	390 OTHER PURCHASED SERVICES	2015	90,490.00	0.00	60,621.14	7,653.34	15,977.01	58,645.98	-28,777.12	0.00	
420 CONTRACTED PROJECTS FUND 420	5900 OTHER INSTRUCTION	391 SUBAWDS 1ST 25,000 OTHR PURCHD	2015	13,413.00	0.00	0.00	0.00	0.00	0.00	13,413.00	100.00	
420 CONTRACTED PROJECTS FUND 420	5900 OTHER INSTRUCTION	510 SUPPLIES	2015	22,407.00	0.00	1,721.08	0.00	12,294.05	39,664.02	-18,978.10	0.00	
420 CONTRACTED PROJECTS FUND 420	5900 OTHER INSTRUCTION	590 OTHER MATERIALS & SUPPLIES	2015	2,750.00	0.00	0.00	0.00	0.00	0.00	2,750.00	100.00	
420 CONTRACTED PROJECTS FUND 420	5900 OTHER INSTRUCTION	730 DUES AND FEES	2015	0.00	0.00	0.00	0.00	0.00	-5,962.36	5,962.36	0.00	
420 CONTRACTED PROJECTS FUND 420	6100 PUPIL PERSONNEL SERVICE	110 ADMINISTRATION- REGULAR PAY	2015	67,625.00	7,291.70	0.00	0.00	3,645.83	33,854.15	26,479.15	39.16	
420 CONTRACTED PROJECTS FUND 420	6100 PUPIL PERSONNEL SERVICE	130 OTHER CERTIFIED REGULAR PAY	2015	311,381.45	71,774.33	0.00	14,553.08	53,098.87	201,910.07	37,697.05	12.11	
420 CONTRACTED PROJECTS FUND 420	6100 PUPIL PERSONNEL SERVICE	131 OTHER CERTIFIED MISC EARNINGS	2015	0.00	0.00	0.00	0.00	180.00	180.00	-180.00	0.00	
420 CONTRACTED PROJECTS FUND 420	6100 PUPIL PERSONNEL SERVICE	132 OTHER CERTIFIED INSERVICE	2015	2,150.00	0.00	0.00	0.00	0.00	1,838.49	311.51	14.49	
420 CONTRACTED PROJECTS FUND 420	6100 PUPIL PERSONNEL SERVICE	138 OTHER CERTIFIED-SUMMER SCHOOL	2015	0.00	0.00	0.00	0.00	0.00	6,381.50	-6,381.50	0.00	
420 CONTRACTED PROJECTS FUND 420	6100 PUPIL PERSONNEL SERVICE	150 INSTRUCTIONAL ASSIST-REGULAR P	2015	38,000.00	6,167.81	0.00	0.00	2,519.03	46,044.27	-14,212.08	0.00	
420 CONTRACTED PROJECTS FUND	6100 PUPIL PERSONNEL SERVICE	151 INSTRUCTION ASST MISC EARNINGS	2015	1,000.00	0.00	0.00	0.00	0.00	1,258.44	-258.44	0.00	

420												
420 CONTRACTED PROJECTS FUND 420	6100 PUPIL PERSONNEL SERVICE	160 OTHER SUPPORT PERSONNEL-REG PY	2015	87,642.00	26,595.25	0.00	0.00	11,307.48	83,044.65	-21,997.90	0.00	
420 CONTRACTED PROJECTS FUND 420	6100 PUPIL PERSONNEL SERVICE	161 OTHER SUPPORT- MISC EARNINGS	2015	11,000.00	0.00	0.00	0.00	1,290.72	5,619.75	5,380.25	48.91	
420 CONTRACTED PROJECTS FUND 420	6100 PUPIL PERSONNEL SERVICE	162 OTHER SUPPORT PERSONL INSERVIC	2015	0.00	0.00	0.00	0.00	0.00	105.46	-105.46	0.00	
420 CONTRACTED PROJECTS FUND 420	6100 PUPIL PERSONNEL SERVICE	168 OTHER SUPPORT PERS-SUMMER SCH	2015	0.00	0.00	0.00	0.00	0.00	562.43	-562.43	0.00	
420 CONTRACTED PROJECTS FUND 420	6100 PUPIL PERSONNEL SERVICE	210 RETIREMENT	2015	35,475.01	7,589.43	0.00	1,056.54	4,965.49	25,465.25	2,420.33	6.82	
420 CONTRACTED PROJECTS FUND 420	6100 PUPIL PERSONNEL SERVICE	220 SOCIAL SECURITY	2015	37,822.08	8,554.92	0.00	1,052.49	5,128.77	27,306.48	1,960.68	5.18	
420 CONTRACTED PROJECTS FUND 420	6100 PUPIL PERSONNEL SERVICE	230 BOARD MEDICAL & DENTAL INS	2015	52,991.76	11,521.56	0.00	1,995.10	8,936.17	38,989.40	2,480.80	4.68	
420 CONTRACTED PROJECTS FUND 420	6100 PUPIL PERSONNEL SERVICE	232 BOARD TERM LIFE INSURANCE	2015	1,769.00	303.22	0.00	42.72	224.72	1,012.32	453.46	25.63	
420 CONTRACTED PROJECTS FUND 420	6100 PUPIL PERSONNEL SERVICE	240 WORKERS COMPENSATION	2015	3,659.00	750.42	0.00	74.22	447.75	2,582.17	326.41	8.92	
420 CONTRACTED PROJECTS FUND 420	6100 PUPIL PERSONNEL SERVICE	310 PROFESSIONAL AND TECHNICAL	2015	212,600.00	0.00	53,484.65	20,318.75	39,376.85	144,736.10	14,379.25	6.76	
420 CONTRACTED PROJECTS FUND 420	6100 PUPIL PERSONNEL SERVICE	311 SUBAWARD UNDER SUBAGREE \$25K	2015	25,000.00	0.00	7,950.02	0.00	1,665.00	13,291.64	3,758.34	15.03	
420 CONTRACTED PROJECTS FUND 420	6100 PUPIL PERSONNEL SERVICE	312 SBAWARD UND SBAGREE EXCESS 25K	2015	13,060.00	0.00	0.00	0.00	0.00	0.00	13,060.00	100.00	

420 CONTRACTED PROJECTS FUND 420	6100 PUPIL PERSONNEL SERVICE	330 TRAVEL	2015	17,316.58	0.00	1,631.34	857.77	4,659.27	18,862.46	-3,177.22	0.00	
420 CONTRACTED PROJECTS FUND 420	6100 PUPIL PERSONNEL SERVICE	360 RENTALS	2015	8,777.19	0.00	0.00	0.00	0.00	7,777.19	1,000.00	11.39	
420 CONTRACTED PROJECTS FUND 420	6100 PUPIL PERSONNEL SERVICE	370 COMMUNICATIONS	2015	2,000.00	0.00	0.00	0.00	0.00	1,485.00	515.00	25.75	
420 CONTRACTED PROJECTS FUND 420	6100 PUPIL PERSONNEL SERVICE	390 OTHER PURCHASED SERVICES	2015	9,000.00	0.00	882.00	0.00	2,768.78	4,543.78	3,574.22	39.71	
420 CONTRACTED PROJECTS FUND 420	6100 PUPIL PERSONNEL SERVICE	450 GASOLINE	2015	200.00	0.00	0.00	0.00	37.92	37.92	162.08	81.04	
420 CONTRACTED PROJECTS FUND 420	6100 PUPIL PERSONNEL SERVICE	510 SUPPLIES	2015	13,095.38	0.00	6,640.35	182.07	1,997.17	7,101.73	-646.70	0.00	
420 CONTRACTED PROJECTS FUND 420	6100 PUPIL PERSONNEL SERVICE	730 DUES AND FEES	2015	3,220.00	0.00	1,110.00	0.00	0.00	1,110.00	1,000.00	31.06	
420 CONTRACTED PROJECTS FUND 420	6150 PARENTAL INVOLVEMENT	160 OTHER SUPPORT PERSONNEL-REG PY	2015	26,764.79	4,502.73	0.00	0.00	2,251.34	20,262.06	2,000.00	7.47	
420 CONTRACTED PROJECTS FUND 420	6150 PARENTAL INVOLVEMENT	210 RETIREMENT	2015	1,997.94	326.90	0.00	0.00	163.45	1,471.05	199.99	10.01	
420 CONTRACTED PROJECTS FUND 420	6150 PARENTAL INVOLVEMENT	220 SOCIAL SECURITY	2015	1,844.97	344.46	0.00	0.00	150.63	1,358.13	142.38	7.72	
420 CONTRACTED PROJECTS FUND 420	6150 PARENTAL INVOLVEMENT	230 BOARD MEDICAL & DENTAL INS	2015	4,424.94	798.04	0.00	0.00	399.02	3,494.76	132.14	2.99	
420 CONTRACTED PROJECTS FUND 420	6150 PARENTAL INVOLVEMENT	232 BOARD TERM LIFE INSURANCE	2015	100.00	13.44	0.00	0.00	6.72	60.26	26.30	26.30	

420 CONTRACTED PROJECTS FUND 420	6150 PARENTAL INVOLVEMENT	240 WORKERS COMPENSATION	2015	150.00	22.96	0.00	0.00	11.48	103.32	23.72	15.81	
420 CONTRACTED PROJECTS FUND 420	6150 PARENTAL INVOLVEMENT	310 PROFESSIONAL AND TECHNICAL	2015	12,000.00	0.00	0.00	0.00	0.00	0.00	12,000.00	100.00	
420 CONTRACTED PROJECTS FUND 420	6150 PARENTAL INVOLVEMENT	311 SUBAWARD UNDER SUBAGREE \$25K	2015	2,000.00	0.00	0.00	0.00	0.00	0.00	2,000.00	100.00	
420 CONTRACTED PROJECTS FUND 420	6150 PARENTAL INVOLVEMENT	330 TRAVEL	2015	700.00	0.00	0.00	0.00	0.00	1,132.98	-432.98	0.00	
420 CONTRACTED PROJECTS FUND 420	6150 PARENTAL INVOLVEMENT	370 COMMUNICATIONS	2015	2,500.00	0.00	0.00	0.00	0.00	40.00	2,460.00	98.40	
420 CONTRACTED PROJECTS FUND 420	6150 PARENTAL INVOLVEMENT	390 OTHER PURCHASED SERVICES	2015	41,045.00	0.00	2,420.00	880.00	880.00	880.00	37,745.00	91.96	
420 CONTRACTED PROJECTS FUND 420	6150 PARENTAL INVOLVEMENT	510 SUPPLIES	2015	75,713.00	537.29	3,685.54	394.35	1,157.10	16,870.49	54,619.68	72.14	
420 CONTRACTED PROJECTS FUND 420	6150 PARENTAL INVOLVEMENT	730 DUES AND FEES	2015	500.00	0.00	0.00	0.00	0.00	440.00	60.00	12.00	
420 CONTRACTED PROJECTS FUND 420	6200 INSTRUCTIONAL MEDIA SERVICE	330 TRAVEL	2015	10.00	0.00	0.00	0.00	0.00	-10.00	20.00	200.00	
420 CONTRACTED PROJECTS FUND 420	6200 INSTRUCTIONAL MEDIA SERVICE	392 SUBAWRDS IN EXCESS OF 25,000	2015	6,000.00	0.00	0.00	0.00	0.00	0.00	6,000.00	100.00	
420 CONTRACTED PROJECTS FUND 420	6200 INSTRUCTIONAL MEDIA SERVICE	642 FURN, FIXT, EQUIP- LESS THAN \$750	2015	4,000.00	0.00	0.00	0.00	0.00	11,719.62	-7,719.62	0.00	
420 CONTRACTED PROJECTS FUND 420	6200 INSTRUCTIONAL MEDIA SERVICE	644 COMPUTER EQUIP-LESS THAN \$750	2015	0.00	0.00	0.00	0.00	0.00	7,400.00	-7,400.00	0.00	
420	6300	110	2015	184,843.00	32,907.45	0.00	0.00	16,453.75	148,083.75	3,851.80	2.08	

CONTRACTED PROJECTS FUND 420	INSTRUCTIONAL/CURRICULUM DEV	ADMINISTRATION- REGULAR PAY										
420 CONTRACTED PROJECTS FUND 420	6300 INSTRUCTIONAL/CURRICULUM DEV	111 ADMINISTRATION- MISC EARNINGS	2015	23,000.00	0.00	0.00	0.00	0.00	5,500.00	17,500.00	76.09	
420 CONTRACTED PROJECTS FUND 420	6300 INSTRUCTIONAL/CURRICULUM DEV	112 ADMINISTRATION- INSERVICE	2015	0.00	0.00	0.00	0.00	0.00	2,000.00	-2,000.00	0.00	
420 CONTRACTED PROJECTS FUND 420	6300 INSTRUCTIONAL/CURRICULUM DEV	130 OTHER CERTIFIED REGULAR PAY	2015	165,000.00	34,283.69	0.00	3,407.65	17,208.13	114,970.46	15,745.85	9.54	
420 CONTRACTED PROJECTS FUND 420	6300 INSTRUCTIONAL/CURRICULUM DEV	136 OTHER CERTIFIED-HOURLY EMPLOY	2015	0.00	0.00	0.00	0.00	902.00	4,950.00	-4,950.00	0.00	
420 CONTRACTED PROJECTS FUND 420	6300 INSTRUCTIONAL/CURRICULUM DEV	160 OTHER SUPPORT PERSONNEL-REG PY	2015	187,500.00	43,639.37	0.00	0.00	20,794.10	182,847.26	-38,986.63	0.00	
420 CONTRACTED PROJECTS FUND 420	6300 INSTRUCTIONAL/CURRICULUM DEV	161 OTHER SUPPORT- MISC EARNINGS	2015	47,208.10	0.00	0.00	0.00	5,605.80	23,287.30	23,920.80	50.67	
420 CONTRACTED PROJECTS FUND 420	6300 INSTRUCTIONAL/CURRICULUM DEV	168 OTHER SUPPORT PERS-SUMMER SCH	2015	7,155.00	0.00	0.00	0.00	0.00	0.00	7,155.00	100.00	
420 CONTRACTED PROJECTS FUND 420	6300 INSTRUCTIONAL/CURRICULUM DEV	210 RETIREMENT	2015	55,416.64	10,116.23	0.00	247.39	5,281.49	43,799.85	1,500.56	2.71	
420 CONTRACTED PROJECTS FUND 420	6300 INSTRUCTIONAL/CURRICULUM DEV	220 SOCIAL SECURITY	2015	43,377.90	8,478.54	0.00	227.59	4,293.25	34,238.06	661.30	1.52	
420 CONTRACTED PROJECTS FUND 420	6300 INSTRUCTIONAL/CURRICULUM DEV	230 BOARD MEDICAL & DENTAL INS	2015	54,144.74	12,369.59	0.00	698.30	7,082.64	48,594.43	-6,819.28	0.00	
420 CONTRACTED PROJECTS FUND 420	6300 INSTRUCTIONAL/CURRICULUM DEV	232 BOARD TERM LIFE INSURANCE	2015	2,015.08	322.40	0.00	21.88	180.50	1,318.27	374.41	18.58	
420 CONTRACTED	6300 INSTRUCTIONAL/CURRICULUM	240 WORKERS COMPENSATION	2015	5,903.00	565.24	0.00	17.38	310.95	2,456.55	2,881.21	48.81	

PROJECTS FUND 420	DEV											
420 CONTRACTED PROJECTS FUND 420	6300 INSTRUCTIONAL/CURRICULUM DEV	311 SUBAWARD UNDER SUBAGREE \$25K	2015	25,000.00	0.00	0.00	0.00	0.00	4,500.00	20,500.00	82.00	
420 CONTRACTED PROJECTS FUND 420	6300 INSTRUCTIONAL/CURRICULUM DEV	312 SBAWARD UND SBAGREE EXCESS 25K	2015	10,000.00	0.00	10,000.00	0.00	0.00	1,241.66	-1,241.66	0.00	
420 CONTRACTED PROJECTS FUND 420	6300 INSTRUCTIONAL/CURRICULUM DEV	330 TRAVEL	2015	106,644.09	0.00	0.00	1,403.92	11,613.94	39,789.41	66,854.68	62.69	
420 CONTRACTED PROJECTS FUND 420	6300 INSTRUCTIONAL/CURRICULUM DEV	360 RENTALS	2015	10,000.00	0.00	0.00	0.00	1,553.71	4,272.35	5,727.65	57.28	
420 CONTRACTED PROJECTS FUND 420	6300 INSTRUCTIONAL/CURRICULUM DEV	370 COMMUNICATIONS	2015	8,366.87	0.00	395.00	0.00	252.35	2,079.99	5,891.88	70.42	
420 CONTRACTED PROJECTS FUND 420	6300 INSTRUCTIONAL/CURRICULUM DEV	390 OTHER PURCHASED SERVICES	2015	1,000.00	0.00	9,936.00	1,194.00	5,859.00	54,884.77	-63,820.77	0.00	
420 CONTRACTED PROJECTS FUND 420	6300 INSTRUCTIONAL/CURRICULUM DEV	391 SUBAWDS 1ST 25,000 OTHR PURCHD	2015	15,000.00	0.00	0.00	0.00	0.00	0.00	15,000.00	100.00	
420 CONTRACTED PROJECTS FUND 420	6300 INSTRUCTIONAL/CURRICULUM DEV	392 SUBAWRDS IN EXCESS OF 25,000	2015	15,000.00	0.00	0.00	0.00	0.00	0.00	15,000.00	100.00	
420 CONTRACTED PROJECTS FUND 420	6300 INSTRUCTIONAL/CURRICULUM DEV	420 BOTTLED GAS	2015	0.00	0.00	0.00	0.00	52.92	52.92	-52.92	0.00	
420 CONTRACTED PROJECTS FUND 420	6300 INSTRUCTIONAL/CURRICULUM DEV	450 GASOLINE	2015	300.00	0.00	0.00	0.00	0.00	104.07	195.93	65.31	
420 CONTRACTED PROJECTS FUND 420	6300 INSTRUCTIONAL/CURRICULUM DEV	510 SUPPLIES	2015	109,088.00	0.00	6,215.09	4,227.60	20,295.26	54,734.94	48,137.97	44.13	
420 CONTRACTED PROJECTS FUND	6300 INSTRUCTIONAL/CURRICULUM DEV	643 COMPUTER EQUIP-MORE THAN \$750	2015	3,661.36	0.00	120.00	0.00	1,137.00	6,342.05	-2,800.69	0.00	

420												
420 CONTRACTED PROJECTS FUND 420	6300 INSTRUCTIONAL/CURRICULUM DEV	644 COMPUTER EQUIP-LESS THAN \$750	2015	7,956.19	0.00	0.00	0.00	3,700.00	11,689.64	-3,733.45	0.00	
420 CONTRACTED PROJECTS FUND 420	6300 INSTRUCTIONAL/CURRICULUM DEV	691 SOFTWARE-MORE THAN \$750	2015	10,000.00	0.00	0.00	0.00	0.00	0.00	10,000.00	100.00	
420 CONTRACTED PROJECTS FUND 420	6300 INSTRUCTIONAL/CURRICULUM DEV	692 SOFTWARE-LESS THAN \$750	2015	5,000.00	0.00	0.00	0.00	0.00	0.00	5,000.00	100.00	
420 CONTRACTED PROJECTS FUND 420	6300 INSTRUCTIONAL/CURRICULUM DEV	730 DUES AND FEES	2015	46,050.00	0.00	1,983.37	0.00	2,865.00	22,813.17	21,253.46	46.15	
420 CONTRACTED PROJECTS FUND 420	6400 INSTRUCTIONAL STAFF TRAINING	120 CLASSROOM TEACHER-REGULAR PAY	2015	0.00	9,028.03	0.00	3,009.33	9,027.99	21,065.31	-30,093.34	0.00	
420 CONTRACTED PROJECTS FUND 420	6400 INSTRUCTIONAL STAFF TRAINING	121 CLASSROOM TEACHER-MISC EARNING	2015	27,000.00	0.00	0.00	0.00	300.00	500.00	26,500.00	98.15	
420 CONTRACTED PROJECTS FUND 420	6400 INSTRUCTIONAL STAFF TRAINING	122 TEACHER INSERVICE EARNINGS	2015	165,150.81	0.00	0.00	0.00	0.00	36,700.81	128,450.00	77.78	
420 CONTRACTED PROJECTS FUND 420	6400 INSTRUCTIONAL STAFF TRAINING	130 OTHER CERTIFIED REGULAR PAY	2015	205,218.00	41,020.61	0.00	12,425.41	41,859.56	185,127.95	-20,930.56	0.00	
420 CONTRACTED PROJECTS FUND 420	6400 INSTRUCTIONAL STAFF TRAINING	131 OTHER CERTIFIED MISC EARNINGS	2015	10,000.00	0.00	0.00	0.00	360.00	620.00	9,380.00	93.80	
420 CONTRACTED PROJECTS FUND 420	6400 INSTRUCTIONAL STAFF TRAINING	132 OTHER CERTIFIED INSERVICE	2015	5,154.18	0.00	0.00	0.00	0.00	1,404.18	3,750.00	72.76	
420 CONTRACTED PROJECTS FUND 420	6400 INSTRUCTIONAL STAFF TRAINING	133 OTHER CERTIFIED-SUPP	2015	3,000.00	0.00	0.00	0.00	0.00	0.00	3,000.00	100.00	
420 CONTRACTED PROJECTS FUND	6400 INSTRUCTIONAL STAFF TRAINING	140 SUBSTITUTES	2015	2,750.00	0.00	0.00	0.00	65.00	697.03	2,052.97	74.65	

420												
420 CONTRACTED PROJECTS FUND 420	6400 INSTRUCTIONAL STAFF TRAINING	152 INSTRUCTIONAL ASST INSERVICE	2015	8,600.00	0.00	0.00	0.00	0.00	0.00	8,600.00	100.00	
420 CONTRACTED PROJECTS FUND 420	6400 INSTRUCTIONAL STAFF TRAINING	160 OTHER SUPPORT PERSONNEL-REG PY	2015	24,500.00	8,137.20	0.00	0.00	4,068.58	36,617.22	-20,254.42	0.00	
420 CONTRACTED PROJECTS FUND 420	6400 INSTRUCTIONAL STAFF TRAINING	162 OTHER SUPPORT PERSONL INSERVIC	2015	1,650.00	0.00	0.00	0.00	1,000.00	1,000.00	650.00	39.39	
420 CONTRACTED PROJECTS FUND 420	6400 INSTRUCTIONAL STAFF TRAINING	210 RETIREMENT	2015	35,171.00	4,223.49	0.00	1,312.02	4,476.90	17,363.01	13,584.50	38.62	
420 CONTRACTED PROJECTS FUND 420	6400 INSTRUCTIONAL STAFF TRAINING	220 SOCIAL SECURITY	2015	28,641.34	4,451.27	0.00	1,096.56	4,007.62	20,388.11	3,801.96	13.27	
420 CONTRACTED PROJECTS FUND 420	6400 INSTRUCTIONAL STAFF TRAINING	230 BOARD MEDICAL & DENTAL INS	2015	35,070.00	6,384.32	0.00	1,995.10	6,783.34	26,252.24	2,433.44	6.94	
420 CONTRACTED PROJECTS FUND 420	6400 INSTRUCTIONAL STAFF TRAINING	232 BOARD TERM LIFE INSURANCE	2015	453.00	155.04	0.00	44.88	159.60	697.79	-399.83	0.00	
420 CONTRACTED PROJECTS FUND 420	6400 INSTRUCTIONAL STAFF TRAINING	240 WORKERS COMPENSATION	2015	5,737.56	296.75	0.00	78.71	289.05	1,446.95	3,993.86	69.61	
420 CONTRACTED PROJECTS FUND 420	6400 INSTRUCTIONAL STAFF TRAINING	310 PROFESSIONAL AND TECHNICAL	2015	0.00	0.00	0.00	0.00	0.00	17,520.00	-17,520.00	0.00	
420 CONTRACTED PROJECTS FUND 420	6400 INSTRUCTIONAL STAFF TRAINING	311 SUBAWARD UNDER SUBAGREE \$25K	2015	85,103.00	0.00	83,920.00	0.00	0.00	15,580.00	-14,397.00	0.00	
420 CONTRACTED PROJECTS FUND 420	6400 INSTRUCTIONAL STAFF TRAINING	312 SBAWARD UND SBAGREE EXCESS 25K	2015	89,995.00	0.00	65,000.00	0.00	0.00	0.00	24,995.00	27.77	
420 CONTRACTED PROJECTS FUND 420	6400 INSTRUCTIONAL STAFF TRAINING	330 TRAVEL	2015	90,376.00	0.00	1,018.32	2,661.00	11,273.95	52,205.91	37,151.77	41.11	

420 CONTRACTED PROJECTS FUND 420	6400 INSTRUCTIONAL STAFF TRAINING	360 RENTALS	2015	46,800.00	39,462.50	0.00	0.00	1,000.00	1,000.00	6,337.50	13.54	
420 CONTRACTED PROJECTS FUND 420	6400 INSTRUCTIONAL STAFF TRAINING	390 OTHER PURCHASED SERVICES	2015	112,268.28	0.00	13,333.00	1,500.00	4,812.07	51,891.45	47,043.83	41.90	
420 CONTRACTED PROJECTS FUND 420	6400 INSTRUCTIONAL STAFF TRAINING	391 SUBAWDS 1ST 25,000 OTHR PURCHD	2015	61,000.00	0.00	0.00	0.00	0.00	0.00	61,000.00	100.00	
420 CONTRACTED PROJECTS FUND 420	6400 INSTRUCTIONAL STAFF TRAINING	392 SUBAWRDS IN EXCESS OF 25,000	2015	230,649.00	0.00	0.00	0.00	0.00	0.00	230,649.00	100.00	
420 CONTRACTED PROJECTS FUND 420	6400 INSTRUCTIONAL STAFF TRAINING	450 GASOLINE	2015	0.00	0.00	0.00	0.00	0.00	82.02	-82.02	0.00	
420 CONTRACTED PROJECTS FUND 420	6400 INSTRUCTIONAL STAFF TRAINING	510 SUPPLIES	2015	225,267.72	0.00	4,748.30	0.00	0.00	16,612.82	203,906.60	90.52	
420 CONTRACTED PROJECTS FUND 420	6400 INSTRUCTIONAL STAFF TRAINING	643 COMPUTER EQUIP-MORE THAN \$750	2015	1,556.00	0.00	0.00	0.00	0.00	1,556.00	0.00	0.00	
420 CONTRACTED PROJECTS FUND 420	6400 INSTRUCTIONAL STAFF TRAINING	644 COMPUTER EQUIP-LESS THAN \$750	2015	0.00	0.00	0.00	0.00	0.00	1,168.00	-1,168.00	0.00	
420 CONTRACTED PROJECTS FUND 420	6400 INSTRUCTIONAL STAFF TRAINING	730 DUES AND FEES	2015	62,414.00	1,000.00	775.00	0.00	11,725.83	47,848.83	12,790.17	20.49	
420 CONTRACTED PROJECTS FUND 420	6500 INSTRUCTION RELATED TECHNOLOGY	160 OTHER SUPPORT PERSONNEL-REG PY	2015	38,500.00	0.00	0.00	0.00	0.00	0.00	38,500.00	100.00	
420 CONTRACTED PROJECTS FUND 420	6500 INSTRUCTION RELATED TECHNOLOGY	210 RETIREMENT	2015	3,795.00	0.00	0.00	0.00	0.00	0.00	3,795.00	100.00	
420 CONTRACTED PROJECTS FUND 420	6500 INSTRUCTION RELATED TECHNOLOGY	220 SOCIAL SECURITY	2015	2,948.00	0.00	0.00	0.00	0.00	0.00	2,948.00	100.00	

420 CONTRACTED PROJECTS FUND 420	6500 INSTRUCTION RELATED TECHNOLOGY	230 BOARD MEDICAL & DENTAL INS	2015	4,499.00	0.00	0.00	0.00	0.00	0.00	4,499.00	100.00	
420 CONTRACTED PROJECTS FUND 420	6500 INSTRUCTION RELATED TECHNOLOGY	232 BOARD TERM LIFE INSURANCE	2015	220.00	0.00	0.00	0.00	0.00	0.00	220.00	100.00	
420 CONTRACTED PROJECTS FUND 420	6500 INSTRUCTION RELATED TECHNOLOGY	240 WORKERS COMPENSATION	2015	517.00	0.00	0.00	0.00	0.00	0.00	517.00	100.00	
420 CONTRACTED PROJECTS FUND 420	6500 INSTRUCTION RELATED TECHNOLOGY	310 PROFESSIONAL AND TECHNICAL	2015	0.00	0.00	0.00	0.00	0.00	6,615.00	-6,615.00	0.00	
420 CONTRACTED PROJECTS FUND 420	6500 INSTRUCTION RELATED TECHNOLOGY	311 SUBAWARD UNDER SUBAGREE \$25K	2015	22,913.00	0.00	4,975.00	2,075.00	5,550.00	20,025.00	-2,087.00	0.00	
420 CONTRACTED PROJECTS FUND 420	6500 INSTRUCTION RELATED TECHNOLOGY	312 SBAWARD UND SBAGREE EXCESS 25K	2015	22,913.00	0.00	4,975.00	2,075.00	5,550.00	20,025.00	-2,087.00	0.00	
420 CONTRACTED PROJECTS FUND 420	6500 INSTRUCTION RELATED TECHNOLOGY	330 TRAVEL	2015	1,700.00	0.00	0.00	0.00	0.00	1,916.87	-216.87	0.00	
420 CONTRACTED PROJECTS FUND 420	6500 INSTRUCTION RELATED TECHNOLOGY	390 OTHER PURCHASED SERVICES	2015	5,000.00	0.00	0.00	0.00	0.00	0.00	5,000.00	100.00	
420 CONTRACTED PROJECTS FUND 420	6500 INSTRUCTION RELATED TECHNOLOGY	641 FURN, FIXT, EQUIP- MORE THAN \$750	2015	0.00	0.00	0.00	0.00	0.00	13,200.00	-13,200.00	0.00	
420 CONTRACTED PROJECTS FUND 420	6500 INSTRUCTION RELATED TECHNOLOGY	644 COMPUTER EQUIP-LESS THAN \$750	2015	13,500.00	0.00	0.00	0.00	0.00	0.00	13,500.00	100.00	
420 CONTRACTED PROJECTS FUND 420	7200 GENERAL ADMINISTRATION	160 OTHER SUPPORT PERSONNEL-REG PY	2015	2,600.00	0.00	0.00	0.00	0.00	16,045.98	-13,445.98	0.00	
420 CONTRACTED PROJECTS FUND 420	7200 GENERAL ADMINISTRATION	210 RETIREMENT	2015	500.00	0.00	0.00	0.00	0.00	2,066.73	-1,566.73	0.00	
420	7200 GENERAL	220 SOCIAL SECURITY	2015	250.00	0.00	0.00	0.00	0.00	1,144.52	-894.52	0.00	

CONTRACTED PROJECTS FUND 420	ADMINISTRATION											
420 CONTRACTED PROJECTS FUND 420	7200 GENERAL ADMINISTRATION	230 BOARD MEDICAL & DENTAL INS	2015	500.00	0.00	0.00	0.00	0.00	1,953.06	-1,453.06	0.00	
420 CONTRACTED PROJECTS FUND 420	7200 GENERAL ADMINISTRATION	232 BOARD TERM LIFE INSURANCE	2015	50.00	0.00	0.00	0.00	0.00	48.72	1.28	2.56	
420 CONTRACTED PROJECTS FUND 420	7200 GENERAL ADMINISTRATION	240 WORKERS COMPENSATION	2015	50.00	0.00	0.00	0.00	0.00	81.83	-31.83	0.00	
420 CONTRACTED PROJECTS FUND 420	7200 GENERAL ADMINISTRATION	370 COMMUNICATIONS	2015	16,000.00	0.00	0.00	0.00	108.15	860.97	15,139.03	94.62	
420 CONTRACTED PROJECTS FUND 420	7200 GENERAL ADMINISTRATION	510 SUPPLIES	2015	0.00	0.00	182.63	0.00	0.00	0.00	-182.63	0.00	
420 CONTRACTED PROJECTS FUND 420	7200 GENERAL ADMINISTRATION	790 MISCELLANEOUS	2015	3,764.08	1,243.00	696.78	0.00	173.94	23,287.35	-21,463.05	0.00	
420 CONTRACTED PROJECTS FUND 420	7200 GENERAL ADMINISTRATION	791 FEDERAL INDIRECT COSTS	2015	236,643.58	0.00	0.00	0.00	151,260.55	164,891.91	71,751.67	30.32	
420 CONTRACTED PROJECTS FUND 420	7300 SCHOOL ADMINISTRATION	110 ADMINISTRATION- REGULAR PAY	2015	-2.00	0.00	0.00	0.00	0.00	0.00	-2.00	0.00	
420 CONTRACTED PROJECTS FUND 420	7300 SCHOOL ADMINISTRATION	112 ADMINISTRATION- INSERVICE	2015	1,841.37	0.00	0.00	0.00	0.00	2,728.10	-886.73	0.00	
420 CONTRACTED PROJECTS FUND 420	7300 SCHOOL ADMINISTRATION	160 OTHER SUPPORT PERSONNEL-REG PY	2015	23,583.93	4,116.78	0.00	0.00	2,058.39	16,430.07	3,037.08	12.88	
420 CONTRACTED PROJECTS FUND 420	7300 SCHOOL ADMINISTRATION	210 RETIREMENT	2015	1,694.40	298.88	0.00	0.00	149.44	1,192.83	202.69	11.96	
420 CONTRACTED	7300 SCHOOL ADMINISTRATION	220 SOCIAL SECURITY	2015	1,962.17	314.93	0.00	0.00	136.77	1,345.34	301.90	15.39	

PROJECTS FUND 420												
420 CONTRACTED PROJECTS FUND 420	7300 SCHOOL ADMINISTRATION	230 BOARD MEDICAL & DENTAL INS	2015	5,166.19	798.04	0.00	0.00	1,373.05	3,336.01	1,032.14	19.98	
420 CONTRACTED PROJECTS FUND 420	7300 SCHOOL ADMINISTRATION	232 BOARD TERM LIFE INSURANCE	2015	78.36	12.48	0.00	0.00	6.24	36.14	29.74	37.95	
420 CONTRACTED PROJECTS FUND 420	7300 SCHOOL ADMINISTRATION	240 WORKERS COMPENSATION	2015	158.91	21.00	0.00	0.00	10.50	97.73	40.18	25.28	
420 CONTRACTED PROJECTS FUND 420	7300 SCHOOL ADMINISTRATION	510 SUPPLIES	2015	0.00	0.00	0.00	0.00	0.00	150.00	-150.00	0.00	
420 CONTRACTED PROJECTS FUND 420	7300 SCHOOL ADMINISTRATION	640 FURNITURE, FIXTURES & EQPT	2015	62.00	0.00	0.00	0.00	0.00	0.00	62.00	100.00	
420 CONTRACTED PROJECTS FUND 420	7300 SCHOOL ADMINISTRATION	730 DUES AND FEES	2015	0.00	0.00	0.00	0.00	0.00	175.00	-175.00	0.00	
420 CONTRACTED PROJECTS FUND 420	7400 FACILITIES ACQ & CONSTRUCTION	310 PROFESSIONAL AND TECHNICAL	2015	0.00	0.00	0.00	0.00	0.00	24,699.14	-24,699.14	0.00	
420 CONTRACTED PROJECTS FUND 420	7400 FACILITIES ACQ & CONSTRUCTION	311 SUBAWARD UNDER SUBAGREE \$25K	2015	0.00	0.00	0.00	0.00	0.00	10,738.50	-10,738.50	0.00	
420 CONTRACTED PROJECTS FUND 420	7400 FACILITIES ACQ & CONSTRUCTION	390 OTHER PURCHASED SERVICES	2015	0.00	0.00	0.00	0.00	0.00	12,258.84	-12,258.84	0.00	
420 CONTRACTED PROJECTS FUND 420	7400 FACILITIES ACQ & CONSTRUCTION	630 BUILDINGS AND FIXED EQUIPMENT	2015	0.00	0.00	0.00	0.00	0.00	67,147.14	-67,147.14	0.00	
420 CONTRACTED PROJECTS FUND 420	7400 FACILITIES ACQ & CONSTRUCTION	643 COMPUTER EQUIP-MORE THAN \$750	2015	0.00	0.00	0.00	0.00	0.00	10,167.45	-10,167.45	0.00	
420 CONTRACTED	7400 FACILITIES ACQ & CONSTRUCTION	644 COMPUTER EQUIP-LESS THAN	2015	0.00	0.00	0.00	0.00	0.00	1,372.70	-1,372.70	0.00	

PROJECTS FUND 420		\$750										
420 CONTRACTED PROJECTS FUND 420	7400 FACILITIES ACQ & CONSTRUCTION	671 CAPTLZD IMPRT OTHER THAN BLDGS	2015	2,700.00	0.00	1,945.00	0.00	630.00	10,208.81	-9,453.81	0.00	
420 CONTRACTED PROJECTS FUND 420	7400 FACILITIES ACQ & CONSTRUCTION	680 REMODELING	2015	0.00	0.00	0.00	0.00	0.00	64,080.65	-64,080.65	0.00	
420 CONTRACTED PROJECTS FUND 420	7400 FACILITIES ACQ & CONSTRUCTION	681 CAPITALIZ REMODEL & RENOVATION	2015	61,000.00	0.00	17,863.00	0.00	18,162.00	18,162.00	24,975.00	40.94	
420 CONTRACTED PROJECTS FUND 420	7600 FOOD SERVICE	140 SUBSTITUTES	2015	4,000.00	0.00	0.00	0.00	181.13	6,504.42	-2,504.42	0.00	
420 CONTRACTED PROJECTS FUND 420	7600 FOOD SERVICE	160 OTHER SUPPORT PERSONNEL-REG PY	2015	0.00	3,062.37	0.00	0.00	880.20	880.20	-3,942.57	0.00	
420 CONTRACTED PROJECTS FUND 420	7600 FOOD SERVICE	210 RETIREMENT	2015	1,500.00	222.33	0.00	0.00	63.90	63.90	1,213.77	80.92	
420 CONTRACTED PROJECTS FUND 420	7600 FOOD SERVICE	220 SOCIAL SECURITY	2015	550.00	234.27	0.00	0.00	81.19	564.93	-249.20	0.00	
420 CONTRACTED PROJECTS FUND 420	7600 FOOD SERVICE	240 WORKERS COMPENSATION	2015	955.00	136.28	0.00	0.00	47.23	328.62	490.10	51.32	
420 CONTRACTED PROJECTS FUND 420	7700 CENTRAL SERVICES	110 ADMINISTRATION- REGULAR PAY	2015	45,875.00	11,638.80	0.00	0.00	5,875.00	60,970.00	-26,733.80	0.00	
420 CONTRACTED PROJECTS FUND 420	7700 CENTRAL SERVICES	160 OTHER SUPPORT PERSONNEL-REG PY	2015	47,412.00	3,941.77	0.00	0.00	1,970.86	17,737.74	25,732.49	54.27	
420 CONTRACTED PROJECTS FUND 420	7700 CENTRAL SERVICES	161 OTHER SUPPORT- MISC EARNINGS	2015	24,755.00	0.00	0.00	0.00	0.00	3,057.26	21,697.74	87.65	
420 CONTRACTED PROJECTS FUND	7700 CENTRAL SERVICES	162 OTHER SUPPORT PERSONL INSERVIC	2015	0.00	0.00	0.00	0.00	0.00	750.00	-750.00	0.00	

420												
420 CONTRACTED PROJECTS FUND 420	7700 CENTRAL SERVICES	168 OTHER SUPPORT PERS-SUMMER SCH	2015	1,080.00	0.00	0.00	0.00	0.00	0.00	1,080.00	100.00	
420 CONTRACTED PROJECTS FUND 420	7700 CENTRAL SERVICES	210 RETIREMENT	2015	9,879.00	1,785.25	0.00	0.00	899.78	9,415.64	-1,321.89	0.00	
420 CONTRACTED PROJECTS FUND 420	7700 CENTRAL SERVICES	220 SOCIAL SECURITY	2015	8,525.00	1,191.92	0.00	0.00	541.92	5,642.61	1,690.47	19.83	
420 CONTRACTED PROJECTS FUND 420	7700 CENTRAL SERVICES	230 BOARD MEDICAL & DENTAL INS	2015	12,319.00	1,596.08	0.00	0.00	798.04	7,938.84	2,784.08	22.60	
420 CONTRACTED PROJECTS FUND 420	7700 CENTRAL SERVICES	232 BOARD TERM LIFE INSURANCE	2015	326.00	45.60	0.00	0.00	22.80	248.72	31.68	9.72	
420 CONTRACTED PROJECTS FUND 420	7700 CENTRAL SERVICES	240 WORKERS COMPENSATION	2015	1,139.00	79.46	0.00	0.00	40.01	420.35	639.19	56.12	
420 CONTRACTED PROJECTS FUND 420	7700 CENTRAL SERVICES	330 TRAVEL	2015	29,681.00	0.00	0.00	0.00	475.25	875.25	28,805.75	97.05	
420 CONTRACTED PROJECTS FUND 420	7700 CENTRAL SERVICES	360 RENTALS	2015	0.00	0.00	0.00	0.00	0.00	3,698.30	-3,698.30	0.00	
420 CONTRACTED PROJECTS FUND 420	7700 CENTRAL SERVICES	510 SUPPLIES	2015	32,649.69	0.00	0.00	0.00	0.00	0.00	32,649.69	100.00	
420 CONTRACTED PROJECTS FUND 420	7700 CENTRAL SERVICES	730 DUES AND FEES	2015	15,300.00	0.00	0.00	0.00	0.00	2,655.00	12,645.00	82.65	
420 CONTRACTED PROJECTS FUND 420	7710 PLAN,RESEARCH,DEVL&EVAL SVCS	310 PROFESSIONAL AND TECHNICAL	2015	18,685.00	0.00	0.00	0.00	0.00	1,784.00	16,901.00	90.45	
420 CONTRACTED PROJECTS FUND	7800 PUPIL TRANSPORATION SERVICES	140 SUBSTITUTES	2015	2,750.00	0.00	0.00	0.00	720.00	2,833.50	-83.50	0.00	

420												
420 CONTRACTED PROJECTS FUND 420	7800 PUPIL TRANSPORATION SERVICES	160 OTHER SUPPORT PERSONNEL-REG PY	2015	21,900.00	5,411.87	0.00	0.00	1,764.45	13,937.93	2,550.20	11.64	
420 CONTRACTED PROJECTS FUND 420	7800 PUPIL TRANSPORATION SERVICES	161 OTHER SUPPORT- MISC EARNINGS	2015	123,441.50	0.00	0.00	0.00	7,779.07	41,988.22	81,453.28	65.99	
420 CONTRACTED PROJECTS FUND 420	7800 PUPIL TRANSPORATION SERVICES	162 OTHER SUPPORT PERSONL INSERVIC	2015	400.00	0.00	0.00	0.00	0.00	276.53	123.47	30.87	
420 CONTRACTED PROJECTS FUND 420	7800 PUPIL TRANSPORATION SERVICES	168 OTHER SUPPORT PERS-SUMMER SCH	2015	0.00	0.00	0.00	0.00	0.00	4,680.00	-4,680.00	0.00	
420 CONTRACTED PROJECTS FUND 420	7800 PUPIL TRANSPORATION SERVICES	210 RETIREMENT	2015	13,502.40	392.90	0.00	0.00	727.56	4,570.36	8,539.14	63.24	
420 CONTRACTED PROJECTS FUND 420	7800 PUPIL TRANSPORATION SERVICES	220 SOCIAL SECURITY	2015	10,794.75	414.01	0.00	0.00	717.12	4,452.67	5,928.07	54.92	
420 CONTRACTED PROJECTS FUND 420	7800 PUPIL TRANSPORATION SERVICES	230 BOARD MEDICAL & DENTAL INS	2015	6,700.00	2,447.19	0.00	0.00	815.73	6,397.28	-2,144.47	0.00	
420 CONTRACTED PROJECTS FUND 420	7800 PUPIL TRANSPORATION SERVICES	232 BOARD TERM LIFE INSURANCE	2015	50.00	11.61	0.00	0.00	3.87	30.96	7.43	14.86	
420 CONTRACTED PROJECTS FUND 420	7800 PUPIL TRANSPORATION SERVICES	240 WORKERS COMPENSATION	2015	2,711.88	247.86	0.00	0.00	470.09	2,916.59	-452.57	0.00	
420 CONTRACTED PROJECTS FUND 420	7800 PUPIL TRANSPORATION SERVICES	330 TRAVEL	2015	102.50	0.00	0.00	0.00	-35.00	82.50	20.00	19.51	
420 CONTRACTED PROJECTS FUND 420	7800 PUPIL TRANSPORATION SERVICES	350 REPAIRS AND MAINTENANCE	2015	0.00	0.00	0.00	0.00	0.00	104.00	-104.00	0.00	
420 CONTRACTED PROJECTS FUND	7800 PUPIL TRANSPORATION SERVICES	390 OTHER PURCHASED SERVICES	2015	417,353.15	0.00	0.00	0.00	0.00	70,414.65	346,938.50	83.13	

420												
420 CONTRACTED PROJECTS FUND 420	7800 PUPIL TRANSPORATION SERVICES	391 SUBAWDS 1ST 25,000 OTHR PURCHD	2015	1,940.00	0.00	0.00	0.00	0.00	0.00	1,940.00	100.00	
420 CONTRACTED PROJECTS FUND 420	7800 PUPIL TRANSPORATION SERVICES	550 REPAIR PARTS	2015	0.00	0.00	0.00	0.00	0.00	673.61	-673.61	0.00	
420 CONTRACTED PROJECTS FUND 420	7900 OPERATION OF PLANT	160 OTHER SUPPORT PERSONNEL-REG PY	2015	0.00	0.00	0.00	0.00	0.00	3,627.58	-3,627.58	0.00	
420 CONTRACTED PROJECTS FUND 420	7900 OPERATION OF PLANT	161 OTHER SUPPORT- MISC EARNINGS	2015	29,700.00	0.00	0.00	0.00	2,822.55	17,245.87	12,454.13	41.93	
420 CONTRACTED PROJECTS FUND 420	7900 OPERATION OF PLANT	168 OTHER SUPPORT PERS-SUMMER SCH	2015	0.00	0.00	0.00	0.00	0.00	578.19	-578.19	0.00	
420 CONTRACTED PROJECTS FUND 420	7900 OPERATION OF PLANT	210 RETIREMENT	2015	5,764.68	0.00	0.00	0.00	204.93	1,557.37	4,207.31	72.98	
420 CONTRACTED PROJECTS FUND 420	7900 OPERATION OF PLANT	220 SOCIAL SECURITY	2015	2,499.87	0.00	0.00	0.00	190.35	1,467.36	1,032.51	41.30	
420 CONTRACTED PROJECTS FUND 420	7900 OPERATION OF PLANT	230 BOARD MEDICAL & DENTAL INS	2015	0.00	0.00	0.00	0.00	0.00	733.76	-733.76	0.00	
420 CONTRACTED PROJECTS FUND 420	7900 OPERATION OF PLANT	232 BOARD TERM LIFE INSURANCE	2015	0.00	0.00	0.00	0.00	0.00	11.44	-11.44	0.00	
420 CONTRACTED PROJECTS FUND 420	7900 OPERATION OF PLANT	240 WORKERS COMPENSATION	2015	502.42	0.00	0.00	0.00	125.62	954.66	-452.24	0.00	
420 CONTRACTED PROJECTS FUND 420	7900 OPERATION OF PLANT	350 REPAIRS AND MAINTENANCE	2015	9,300.00	0.00	6,060.00	322.95	1,622.95	6,221.80	-2,981.80	0.00	
420 CONTRACTED PROJECTS FUND 420	7900 OPERATION OF PLANT	360 RENTALS	2015	20,569.76	0.00	18,864.61	57.50	86.25	17,569.31	-15,864.16	0.00	

420 CONTRACTED PROJECTS FUND 420	7900 OPERATION OF PLANT	370 COMMUNICATIONS	2015	3,600.00	0.00	0.00	415.29	1,040.24	3,500.89	99.11	2.75	
420 CONTRACTED PROJECTS FUND 420	7900 OPERATION OF PLANT	381 GARBAGE	2015	2,500.00	0.00	0.00	0.00	1,283.87	2,586.45	-86.45	0.00	
420 CONTRACTED PROJECTS FUND 420	7900 OPERATION OF PLANT	390 OTHER PURCHASED SERVICES	2015	49,932.00	0.00	11,378.74	0.00	1,727.54	14,939.54	23,613.72	47.29	
420 CONTRACTED PROJECTS FUND 420	7900 OPERATION OF PLANT	430 ELECTRICITY	2015	3,500.00	168.92	0.00	0.00	815.95	5,282.96	-1,951.88	0.00	
420 CONTRACTED PROJECTS FUND 420	7900 OPERATION OF PLANT	510 SUPPLIES	2015	500.00	0.00	0.00	0.00	0.00	0.00	500.00	100.00	
420 CONTRACTED PROJECTS FUND 420	7900 OPERATION OF PLANT	671 CAPTLZD IMPRT OTHER THAN BLDGS	2015	0.00	0.00	0.00	0.00	0.00	3,539.00	-3,539.00	0.00	
420 CONTRACTED PROJECTS FUND 420	7900 OPERATION OF PLANT	791 FEDERAL INDIRECT COSTS	2015	137.31	0.00	0.00	0.00	0.00	0.00	137.31	100.00	
420 CONTRACTED PROJECTS FUND 420	8100 MAINTENANCE OF PLANT	161 OTHER SUPPORT- MISC EARNINGS	2015	0.00	0.00	0.00	0.00	0.00	1,049.34	-1,049.34	0.00	
420 CONTRACTED PROJECTS FUND 420	8100 MAINTENANCE OF PLANT	210 RETIREMENT	2015	0.00	0.00	0.00	0.00	0.00	76.18	-76.18	0.00	
420 CONTRACTED PROJECTS FUND 420	8100 MAINTENANCE OF PLANT	220 SOCIAL SECURITY	2015	0.00	0.00	0.00	0.00	0.00	71.17	-71.17	0.00	
420 CONTRACTED PROJECTS FUND 420	8100 MAINTENANCE OF PLANT	240 WORKERS COMPENSATION	2015	0.00	0.00	0.00	0.00	0.00	10.64	-10.64	0.00	
420 CONTRACTED PROJECTS FUND 420	8100 MAINTENANCE OF PLANT	390 OTHER PURCHASED SERVICES	2015	1,500.00	0.00	0.00	0.00	0.00	1,316.25	183.75	12.25	
420	8100 MAINTENANCE OF PLANT	630 BUILDINGS AND	2015	0.00	0.00	0.00	0.00	0.00	2,500.00	-2,500.00	0.00	

CONTRACTED PROJECTS FUND 420		FIXED EQUIPMENT										
420 CONTRACTED PROJECTS FUND 420	8200 ADMIN. TECHNOLOGY SERVICES	162 OTHER SUPPORT PERSONL INSERVIC	2015	0.00	0.00	0.00	0.00	-1,000.00	0.00	0.00	0.00	0.00
420 CONTRACTED PROJECTS FUND 420	8200 ADMIN. TECHNOLOGY SERVICES	220 SOCIAL SECURITY	2015	0.00	0.00	0.00	0.00	-76.50	0.00	0.00	0.00	0.00
420 CONTRACTED PROJECTS FUND 420	8200 ADMIN. TECHNOLOGY SERVICES	240 WORKERS COMPENSATION	2015	0.00	0.00	0.00	0.00	-5.10	0.00	0.00	0.00	0.00
420 CONTRACTED PROJECTS FUND 420	8200 ADMIN. TECHNOLOGY SERVICES	360 RENTALS	2015	0.00	0.00	0.00	0.00	-1,553.71	5,910.66	-5,910.66	0.00	0.00
420 CONTRACTED PROJECTS FUND 420	8200 ADMIN. TECHNOLOGY SERVICES	644 COMPUTER EQUIP-LESS THAN \$750	2015	0.00	0.00	0.00	0.00	-27,301.05	0.00	0.00	0.00	0.00
420 CONTRACTED PROJECTS FUND 420	9100 COMMUNITY SERVICES	160 OTHER SUPPORT PERSONNEL-REG PY	2015	29,000.00	10,374.28	0.00	0.00	3,458.08	27,664.64	-9,038.92	0.00	0.00
420 CONTRACTED PROJECTS FUND 420	9100 COMMUNITY SERVICES	210 RETIREMENT	2015	3,600.00	1,336.21	0.00	0.00	445.40	3,563.20	-1,299.41	0.00	0.00
420 CONTRACTED PROJECTS FUND 420	9100 COMMUNITY SERVICES	220 SOCIAL SECURITY	2015	2,100.00	793.62	0.00	0.00	252.06	2,024.59	-718.21	0.00	0.00
420 CONTRACTED PROJECTS FUND 420	9100 COMMUNITY SERVICES	230 BOARD MEDICAL & DENTAL INS	2015	2,800.00	1,017.50	0.00	0.00	339.17	2,658.72	-876.22	0.00	0.00
420 CONTRACTED PROJECTS FUND 420	9100 COMMUNITY SERVICES	232 BOARD TERM LIFE INSURANCE	2015	100.00	29.99	0.00	0.00	10.00	78.66	-8.65	0.00	0.00
420 CONTRACTED PROJECTS FUND 420	9100 COMMUNITY SERVICES	240 WORKERS COMPENSATION	2015	250.00	52.91	0.00	0.00	17.64	141.12	55.97	22.39	0.00
420	9700 TRANSFER OF FUNDS	910 TRANSFERS TO	2015	0.00	0.00	0.00	0.00	0.00	-112,325.00	112,325.00	0.00	0.00

CONTRACTED PROJECTS FUND 420		GENERAL FUND										
434 ARRA RACE TO THE TOP	5100 INSTRUCTIONAL K-12	510 SUPPLIES	2015	2,510.32	0.00	0.00	0.00	0.00	0.00	2,510.32	100.00	I
434 ARRA RACE TO THE TOP	6100 PUPIL PERSONNEL SERVICE	330 TRAVEL	2015	0.00	0.00	0.00	0.00	0.00	-1,667.00	1,667.00	0.00	I
434 ARRA RACE TO THE TOP	6400 INSTRUCTIONAL STAFF TRAINING	510 SUPPLIES	2015	1,159.28	0.00	0.00	0.00	0.00	0.00	1,159.28	100.00	I
434 ARRA RACE TO THE TOP	6400 INSTRUCTIONAL STAFF TRAINING	641 FURN, FIXT, EQUIP- MORE THAN \$750	2015	0.00	0.00	0.00	0.00	0.00	341.18	-341.18	0.00	I
434 ARRA RACE TO THE TOP	6400 INSTRUCTIONAL STAFF TRAINING	644 COMPUTER EQUIP-LESS THAN \$750	2015	5,741.00	0.00	0.00	0.00	0.00	-341.18	6,082.18	105.94	I
434 ARRA RACE TO THE TOP	6500 INSTRUCTION RELATED TECHNOLOGY	360 RENTALS	2015	5,940.00	0.00	0.00	0.00	0.00	0.00	5,940.00	100.00	I
434 ARRA RACE TO THE TOP	6500 INSTRUCTION RELATED TECHNOLOGY	390 OTHER PURCHASED SERVICES	2015	28,746.88	0.00	0.00	0.00	0.00	0.00	28,746.88	100.00	I
434 ARRA RACE TO THE TOP	6500 INSTRUCTION RELATED TECHNOLOGY	510 SUPPLIES	2015	896.00	0.00	0.00	0.00	0.00	0.00	896.00	100.00	I
434 ARRA RACE TO THE TOP	6500 INSTRUCTION RELATED TECHNOLOGY	641 FURN, FIXT, EQUIP- MORE THAN \$750	2015	13,200.00	0.00	0.00	0.00	0.00	0.00	13,200.00	100.00	I
434 ARRA RACE TO THE TOP	6500 INSTRUCTION RELATED TECHNOLOGY	643 COMPUTER EQUIP-MORE THAN \$750	2015	11,437.50	0.00	0.00	0.00	0.00	0.00	11,437.50	100.00	I
434 ARRA RACE TO THE TOP	6500 INSTRUCTION RELATED TECHNOLOGY	644 COMPUTER EQUIP-LESS THAN \$750	2015	208,137.63	0.00	0.00	0.00	0.00	0.00	208,137.63	100.00	I
434 ARRA RACE TO THE TOP	7200 GENERAL ADMINISTRATION	791 FEDERAL INDIRECT COSTS	2015	-203.87	0.00	0.00	0.00	0.00	-334.64	130.77	0.00	I
434 ARRA RACE TO THE TOP	8200 ADMIN. TECHNOLOGY SERVICES	330 TRAVEL	2015	210.78	0.00	0.00	0.00	0.00	0.00	210.78	100.00	I
434 ARRA RACE TO THE TOP	8200 ADMIN. TECHNOLOGY SERVICES	791 FEDERAL INDIRECT COSTS	2015	-130.77	0.00	0.00	0.00	0.00	0.00	-130.77	0.00	I
			Page Totals	109,118.29	13,604.51	0.00	0.00	-25,414.01	-63,387.83	158,901.61	145.62	I
			Grand Totals	65,183,069.69	8,004,319.29	2,972,471.69	2,020,976.42	9,412,696.12	43,241,861.96	10,964,416.75	16.82	I

Revenue Report

May 2015 - 2016

Fund	Revenue	Year	Budgeted	Collected	Accrued	Rolled Accrued	Balance	Percent	
110 GENERAL FUND	191 ROTC	2015	126,342.30	76,661.30	0.00	0.00	49,681.00	39.32	I
110 GENERAL FUND	199 MISCELLANEOUS FEDERAL DIRECT	2015	617.27	12,257.70	-1.01	0.00	-11,639.42	0.00	I
110 GENERAL FUND	202 MEDICAID	2015	504,401.16	276,401.16	0.00	0.00	228,000.00	45.20	I
110 GENERAL FUND	280 FEDERAL THROUGH LOCAL	2015	345,640.15	281,499.50	15,715.50	0.00	48,425.15	14.01	I
110 GENERAL FUND	310 FLA. EDU. FINANCE PROG (FEFP)	2015	24,873,473.00	20,782,592.00	0.00	0.00	4,090,881.00	16.45	I
110 GENERAL FUND	315 WORKFORCE DEVELOPMENT	2015	451,279.00	362,160.00	0.00	0.00	89,119.00	19.75	I
110 GENERAL FUND	317 Performance Based Incentives	2015	15,151.50	0.00	0.00	0.00	15,151.50	100.00	I
110 GENERAL FUND	323 CO & DS WITHHELD FOR ADM EXP	2015	4,371.30	0.00	0.00	0.00	4,371.30	100.00	I
110 GENERAL FUND	341 RACING COMMISSION FUNDS	2015	223,250.00	223,250.00	0.00	0.00	0.00	0.00	I
110 GENERAL FUND	342 STATE FOREST FUNDS	2015	8,339.86	8,339.86	0.00	0.00	0.00	0.00	I
110 GENERAL FUND	343 STATE LICENSE TAX	2015	14,664.25	15,713.27	0.00	0.00	-1,049.02	0.00	I
110 GENERAL FUND	344 DISTRICT DISCRETIONARY LOTTERY	2015	18,145.00	0.00	0.00	0.00	18,145.00	100.00	I
110 GENERAL FUND	355 CLASS SIZE REDUCTION	2015	5,755,740.00	4,808,183.00	0.00	0.00	947,557.00	16.46	I
110 GENERAL FUND	361 SCHOOL RECOGNITION FUNDS	2015	161,774.60	122,587.00	0.00	0.00	39,187.60	24.22	I
110 GENERAL FUND	371 Voluntary Pre-K Program	2015	595,000.00	451,270.19	0.00	0.00	143,729.81	24.16	I
110 GENERAL FUND	390 MISCELLANEOUS STATE REVENUE	2015	46,101.55	41,230.04	0.00	0.00	4,871.51	10.57	I
110 GENERAL FUND	399 OTHER MISCELLANEOUS STATE REV	2015	187,579.16	66,050.16	0.00	0.00	121,529.00	64.79	I
110 GENERAL FUND	411 DISTRICT SCHOOL TAXES	2015	7,932,240.00	7,382,265.18	0.00	0.00	549,974.82	6.93	I
110 GENERAL FUND	421 TAX REDEMPTIONS	2015	51,392.08	51,392.08	0.00	0.00	0.00	0.00	I
110 GENERAL FUND	425 RENT	2015	1,008.00	1,008.00	0.00	0.00	0.00	0.00	I
110 GENERAL FUND	431 INTEREST ON INVESTMENTS	2015	6,704.70	6,704.70	0.00	0.00	0.00	0.00	I
110 GENERAL FUND	440 GIFTS, GRANTS, AND BEQUESTS	2015	5,367.83	5,367.83	0.00	0.00	0.00	0.00	I
110 GENERAL FUND	461 ADULT GENERAL ED. COURSE FEES	2015	620.57	620.57	0.00	0.00	0.00	0.00	I
110 GENERAL FUND	462 POSTSECONDARY VOC COURSE FEE	2015	11,974.37	11,974.37	0.00	0.00	0.00	0.00	I
110 GENERAL FUND	490 MISCELLANEOUS LOCAL SOURCES	2015	588,297.54	601,067.24	480.42	0.00	-13,250.12	0.00	I
110 GENERAL FUND	491 BUS FEES	2015	82,694.07	82,694.07	11,826.25	0.00	-11,826.25	0.00	I
110 GENERAL FUND	492 TRANS SVCS SCHOOL ACTITIVITES	2015	4,152.60	9,656.01	0.00	0.00	-5,503.41	0.00	I

110 GENERAL FUND	493 SALE OF JUNK	2015	5,703.75	5,703.75	0.00	0.00	0.00	0.00	
110 GENERAL FUND	494 REC OF FED INDIRECT COST RATE	2015	187,621.79	187,621.79	0.00	0.00	0.00	0.00	
110 GENERAL FUND	497 REFUNDS OF PRIOR YEAR'S EXPEND	2015	1,375.60	1,375.60	0.00	0.00	0.00	0.00	
110 GENERAL FUND	501 FOCUS revenue code for transactions that should not require this	2015	0.00	11,774.54	0.00	0.00	-11,774.54	0.00	
110 GENERAL FUND	630 TRANSFERS FROM CAPITAL PROJ FD	2015	1,450,672.80	239,425.80	0.00	0.00	1,211,247.00	83.50	
110 GENERAL FUND	730 SALE OF CAPITAL ASSETS	2015	200.00	200.00	0.00	0.00	0.00	0.00	
110 GENERAL FUND	732 SALE OF LAND AND BUILDINGS	2015	36,078.00	37,962.00	0.00	0.00	-1,884.00	0.00	
110 GENERAL FUND	741 INSURANCE LOSS RECOVERY	2015	10,155.85	11,774.71	0.00	0.00	-1,618.86	0.00	
210 S.B.E. BOND FUND	322 CO&DS WITHELD FOR SBE/COBI BON	2015	236,982.68	0.00	0.00	0.00	236,982.68	100.00	
210 S.B.E. BOND FUND	326 SBE/COBI BOND INTEREST	2015	197.80	0.00	0.00	0.00	197.80	100.00	
210 S.B.E. BOND FUND	630 TRANSFERS FROM CAPITAL PROJ FD	2015	573,090.28	0.00	0.00	0.00	573,090.28	100.00	
231 SECTION 1011 LOAN FROM CCB	630 TRANSFERS FROM CAPITAL PROJ FD	2015	371,723.67	185,861.83	0.00	0.00	185,861.84	50.00	
293 SUNTRUST LOAN FOR HMS	630 TRANSFERS FROM CAPITAL PROJ FD	2015	0.00	201,366.08	0.00	0.00	-201,366.08	0.00	
340 PECO FUNDS	391 PUBLIC ED CAPITAL OUTLAY	2015	182,654.00	182,654.00	0.00	0.00	0.00	0.00	
340 PECO FUNDS	397 CHARTER SCHOOL CAPITAL OUTLAY	2015	106,511.00	87,874.00	0.00	0.00	18,637.00	17.50	
360 CO & DS FUND # 360	321 CO & DS DIST TO DISTRICTS	2015	54,932.86	0.00	0.00	0.00	54,932.86	100.00	
360 CO & DS FUND # 360	325 INTEREST ON UNDISTRIB. CO&DS	2015	2,234.40	0.00	0.00	0.00	2,234.40	100.00	
379 CAPITAL IMPROVEMENTS	413 DISTRICT LOCAL CAPITAL IMP TAX	2015	2,139,608.00	1,991,186.38	0.00	0.00	148,421.62	6.94	
379 CAPITAL IMPROVEMENTS	421 TAX REDEMPTIONS	2015	0.00	6,884.98	0.00	0.00	-6,884.98	0.00	
379 CAPITAL IMPROVEMENTS	431 INTEREST ON INVESTMENTS	2015	0.00	2.94	0.00	0.00	-2.94	0.00	
410 FOOD SERVICE FUND # 410	260 NATIONAL SCHOOL LUNCH ACT	2015	4,870,602.53	0.00	0.00	0.00	4,870,602.53	100.00	
410 FOOD SERVICE FUND # 410	261 SCHOOL LUNCH REIMBURSEMENT	2015	0.00	1,789,006.20	0.00	0.00	-1,789,006.20	0.00	
410 FOOD SERVICE FUND # 410	262 SCHOOL BREAKFAST REIMBURSEMENT	2015	0.00	794,085.59	0.00	0.00	-794,085.59	0.00	
410 FOOD SERVICE FUND # 410	263 AFTER SCHOOL SNACK REIMB	2015	0.00	66,175.20	0.00	0.00	-66,175.20	0.00	
410 FOOD SERVICE FUND # 410	265 U.S.D.A. DONATED COMMODITIES	2015	338,783.08	228,311.60	0.00	0.00	110,471.48	32.61	
410 FOOD SERVICE FUND # 410	267 SUMMER FOOD SERVICE PROGRAM	2015	0.00	91,935.53	0.00	0.00	-91,935.53	0.00	
410 FOOD SERVICE FUND # 410	268 FRESH FRUITS & VEGETABLES	2015	0.00	76,014.75	0.00	0.00	-76,014.75	0.00	
410 FOOD SERVICE FUND # 410	280 FEDERAL THROUGH LOCAL	2015	12,075.00	8,449.00	0.00	0.00	3,626.00	30.03	
410 FOOD SERVICE FUND # 410	337 SCHOOL BREAKFAST SUPPLEMENT	2015	37,230.00	21,196.00	0.00	0.00	16,034.00	43.07	
410 FOOD SERVICE FUND # 410	338 SCHOOL LUNCH SUPPLEMENT	2015	33,890.00	18,100.00	0.00	0.00	15,790.00	46.59	
410 FOOD SERVICE FUND # 410	440 GIFTS, GRANTS, AND BEQUESTS	2015	0.00	135.50	0.00	0.00	-135.50	0.00	
410 FOOD SERVICE FUND # 410	451 STUDENT LUNCHES	2015	90,000.00	77,061.67	0.00	0.00	12,938.33	14.38	

410 FOOD SERVICE FUND # 410	490 MISCELLANEOUS LOCAL SOURCES	2015	0.00	85,642.59	0.00	0.00	-85,642.59	0.00	
420 CONTRACTED PROJECTS FUND 420	199 MISCELLANEOUS FEDERAL DIRECT	2015	2,068,636.00	1,768,653.90	0.00	0.00	299,982.10	14.50	
420 CONTRACTED PROJECTS FUND 420	201 VOCATIONAL EDUCATION ACTS	2015	188,343.00	117,802.65	0.00	0.00	70,540.35	37.45	
420 CONTRACTED PROJECTS FUND 420	225 TEACHER/PRINCIPAL TRAIN RECRUI	2015	587,786.69	320,413.25	0.00	0.00	267,373.44	45.49	
420 CONTRACTED PROJECTS FUND 420	226 MATH & SCIENCE PARTNERSHIPS	2015	259,987.00	41,344.88	0.00	0.00	218,642.12	84.10	
420 CONTRACTED PROJECTS FUND 420	230 INDIVID WITH DISAB ED ACT-IDEA	2015	1,723,512.77	1,010,602.48	0.00	0.00	712,910.29	41.36	
420 CONTRACTED PROJECTS FUND 420	240 ELEM.& SECOND. ED. ACT,TITLE I	2015	3,733,088.46	1,322,497.75	0.00	0.00	2,410,590.71	64.57	
420 CONTRACTED PROJECTS FUND 420	290 OTHER FEDERAL THROUGH STATE	2015	1,572,314.54	593,383.13	0.00	0.00	978,931.41	62.26	
420 CONTRACTED PROJECTS FUND 420	299 MISCELLANEOUS FED THRU STATE	2015	0.40	6,376.81	0.00	0.00	-6,376.41	0.00	
434 ARRA RACE TO THE TOP	214 RACE TO THE TOP	2015	248,897.87	28,746.88	0.00	0.00	220,150.99	88.45	
851 TRUST FUND-UNREIMBURSE MEDICAL	501 FOCUS revenue code for transactions that should not require this	2015	0.00	10,713.52	0.00	0.00	-10,713.52	0.00	
		Page Totals	10,382,566.73	5,220,535.25	0.00	0.00	5,162,031.48	49.72	
		Grand Totals	63,141,211.68	47,309,262.51	28,021.16	0.00	15,803,928.01	25.03	

Assets

Code	Title	Beginning Balance	Debits	Credits	Ending Balance
1108	SUNTRUST BANK LOAN HMS	0.17	0.00	0.00	0.17
1109	BENEFITS ACCOUNT	0.00	0.00	0.00	0.00
1111	GENERAL FUND CASH	0.00	0.00	0.00	0.00
1112	CASH-CAPITAL CITY	191,475.53	2,400,594.28	203,614.02	2,388,455.79
1113	CASH - CENTENNIAL BANK	1,050,305.24	0.00	0.00	1,050,305.24
1114	PAYROLL CLEARING ACCT	606,841.79	462.32	1,655,210.62	-1,047,906.51
1115	ACCTS PAYABLE CLEARING ACCT	-326,122.34	98,471.01	1,394,610.62	-1,622,261.95
1116	PETTY CASH	50.00	0.00	0.00	50.00
1117	WORKER'S COMPENSATION	-590,987.32	0.00	8,073.05	-599,060.37
1119	CASH EQUIVALENT AT SBA	6,237,383.03	400.00	400.00	6,237,383.03
1120	TAXES RECEIVABLE	10.00	0.00	0.00	10.00
1121	TAXES RECEIVABLE CURRENT YEAR	0.00	0.00	0.00	0.00
1122	TAXES RECEIVABLE PRIOR YEAR	0.00	0.00	0.00	0.00
1130	ACCOUNTS RECEIVABLE	47,362.42	0.00	0.00	47,362.42
1139	ACCOUNTS RECEIVABLE OTHER	0.00	0.00	0.00	0.00
1141	GENERAL OPERATING FUND	0.00	0.00	0.00	0.00
1142	DUE FROM INTERNAL FUND	14,347.10	0.00	0.00	14,347.10
1143	CAPITAL IMPROVEMENT FUNDS	0.00	0.00	0.00	0.00
1144	DUE FROM FOOD SERVICE FUND	0.00	0.00	0.00	0.00
1145	DUE FROM 420 FUND	624,122.88	114,085.79	352,158.69	386,049.98
1146	DUE FROM 431 FUNDS	0.00	0.00	0.00	0.00
1147	OTHER FUNDS FOR A/C PAYABLE	0.00	0.00	0.00	0.00
1148	LOAN TO SET UP BENEFITS ACCT	85,803.27	0.00	0.00	85,803.27
1149	DUE FROM 432 FUNDS	0.00	0.00	0.00	0.00
1150	INVENTORY	0.00	0.00	0.00	0.00
1154	INSTRUCTIONAL MATERIALS	0.00	0.00	0.00	0.00
1155	CUSTODIAL SUPPLIES	238.21	0.00	0.00	238.21
1156	EQUIPMENT	0.00	0.00	0.00	0.00
1158	TRANSPORTATION	71,715.62	0.00	0.00	71,715.62

1159	MAINTENANCE	55,237.51	0.00	0.00	55,237.51
1161	DUE FROM 433 FUND	0.00	0.00	0.00	0.00
1162	DUE FROM 435 FUND	0.00	0.00	0.00	0.00
1163	S.B.E. BONDS	0.00	0.00	0.00	0.00
1164	SBA INVESTMENTS POOL B	0.00	0.00	0.00	0.00
1165	DUE FROM 434 FUND	-0.00	0.00	0.00	-0.00
1169	Other Securities-Investments	0.00	0.00	0.00	0.00
1220	DUE FROM OTHER AGENCIES	5,045.27	0.00	0.00	5,045.27
1224	DUE FROM STATE	0.00	0.00	0.00	0.00
1225	U.S. GOVERNMENT-R O T C	0.00	0.00	0.00	0.00
1227	DUE FROM INTERNAL REVENUE SER	0.00	0.00	0.00	0.00
1228	P THOMAS RETIR LIFE IN/OUT	0.00	0.00	0.00	0.00
1229	OTHER	0.00	0.00	0.00	0.00
1231	INSURANCE, ETC.	0.00	0.00	0.00	0.00
1500	BUDGETARY DEBITS	0.00	0.00	0.00	0.00
1510	ESTIMATED REVENUE	45,678,470.71	2,339.59	0.00	45,680,810.30
1520	ENCUMBRANCES	1,688,956.99	91,423.13	233,373.29	1,547,006.83
1530	EXPENDITURES	30,996,824.96	1,731,807.40	0.00	32,728,632.36
Grand Total		86,437,081.04	4,439,583.52	3,847,440.29	87,029,224.27

Liabilities

Code	Title	Beginning Balance	Debits	Credits	Ending Balance
2020	CLEARING ACCOUNT - PAYROLL	0.00	0.00	0.00	0.00
2100	CLEARING	2,008,818.49	0.00	2,946.84	2,011,765.33
2114	BOARD BENEFITS-OTHER	202,352.02	511,181.33	281,897.63	-26,931.68
2120	ACCOUNTS PAYABLE	0.00	296,660.86	296,660.86	0.00
2121	OTHER	0.00	0.00	0.00	0.00
2122	DEDUCT/CONTRIB FOR EMP ON LEAV	2,441.89	0.00	0.00	2,441.89
2161	DUE TO GENERAL FUND	-894.00	0.00	0.00	-894.00
2162	DUE TO DEBT SERVICE FUND	0.00	0.00	0.00	0.00
2163	DUE TO CAPITAL PROJ. FUND	0.00	0.00	0.00	0.00
2164	DUE TO FOOD SERVICE FUND	0.00	0.00	0.00	0.00
2165	DUE TO CONTRACTED PROGRAM FUND	112,325.00	0.00	0.00	112,325.00
2167	DUE TO ACCOUNTS PAYABLE FUND	0.00	0.00	0.00	0.00

2169	DUE TO 432 FUND	0.04	0.00	0.00	0.04
2170	PAYROLL DED & WITHOLDINGS	0.00	1,147,690.52	1,147,690.52	0.00
2171	DEDUCTIONS	0.00	0.00	0.00	0.00
2172	CURRENTLY AVAILABLE	0.00	0.00	0.00	0.00
2173	OTHER PAYROLL DEDUCTIONS	126,773.08	587,168.43	329,259.15	-131,136.20
2179	BENEFIT ACCOUNT HOLDING RE1109	0.00	0.00	0.00	0.00
2220	DEPOSITS PAYABLE	4,149.00	0.00	305.83	4,454.83
2221	LIABILITY FOR CORP.CARD EXP.	0.00	0.00	0.00	0.00
2230	DUE TO OTHER AGENCIES	0.00	0.00	0.00	0.00
2235	DUE TO HRS	0.00	0.00	0.00	0.00
2271	STATE BOARD OF ADMINISTRATION	0.00	0.00	0.00	0.00
2500	BUDGETARY CREDITS	0.00	0.00	0.00	0.00
2510	APPROPRIATIONS	44,600,480.64	0.00	1,026.35	44,601,506.99
2520	REVENUE	34,978,129.85	0.00	1,215,694.11	36,193,823.96
2710	RESTRICTED FOR STATE CARRYOVER	0.00	0.00	0.00	0.00
2720	RESERVED FOR ENCUMBRANCES	1,688,956.99	233,373.29	91,423.13	1,547,006.83
2730	RESERVE FOR INVENTORY	0.00	0.00	0.00	0.00
2750	UNASSIGNED FUND BALANCE	1,005,139.37	0.00	0.00	1,005,139.37
2760	UNRESERVED FUND BALANCE	0.00	0.00	0.00	0.00
2763	DESIGNATED FOR ANNUAL LEAVE	0.00	0.00	0.00	0.00
2769	UNDESIGNATED FUND BALANCE	1,708,408.67	1,026.35	2,339.59	1,709,721.91
2891	ADJUSTMENTS TO FUND BALANCE	0.00	0.00	0.00	0.00
Grand Total		86,437,081.04	2,777,100.78	3,369,244.01	87,029,224.27

Assets

Code	Title	Beginning Balance	Debits	Credits	Ending Balance
1112	CASH-CAPITAL CITY	0.00	0.00	0.00	0.00
1160	INVESTMENTS	0.00	0.00	0.00	0.00
1163	S.B.E. BONDS	18,440.79	0.00	0.00	18,440.79
1220	DUE FROM OTHER AGENCIES	0.00	0.00	0.00	0.00
1510	ESTIMATED REVENUE	810,270.76	0.00	0.00	810,270.76
1530	EXPENDITURES	0.00	0.00	0.00	0.00
Grand Total		828,711.55	0.00	0.00	828,711.55

Liabilities

Code	Title	Beginning Balance	Debits	Credits	Ending Balance
2510	APPROPRIATIONS	810,270.75	0.00	0.00	810,270.75
2520	REVENUE	0.00	0.00	0.00	0.00
2725	RESTRICTED FUND BAL DEBT SERV	18,440.79	0.00	0.00	18,440.79
2750	UNASSIGNED FUND BALANCE	0.00	0.00	0.00	0.00
2751	BOND RESERVE	0.00	0.00	0.00	0.00
2769	UNDESIGNATED FUND BALANCE	0.01	0.00	0.00	0.01
Grand Total		828,711.55	0.00	0.00	828,711.55

Assets

Code	Title	Beginning Balance	Debits	Credits	Ending Balance
Grand Total		0.00	0.00	0.00	0.00

Liabilities

Code	Title	Beginning Balance	Debits	Credits	Ending Balance
Grand Total		0.00	0.00	0.00	0.00

Assets

Code	Title	Beginning Balance	Debits	Credits	Ending Balance
1112	CASH-CAPITAL CITY	0.00	0.00	0.00	0.00
1510	ESTIMATED REVENUE	371,723.67	0.00	0.00	371,723.67
1530	EXPENDITURES	185,861.83	0.00	0.00	185,861.83
Grand Total		557,585.50	0.00	0.00	557,585.50

Liabilities

Code	Title	Beginning Balance	Debits	Credits	Ending Balance
2510	APPROPRIATIONS	371,723.67	0.00	0.00	371,723.67
2520	REVENUE	185,861.83	0.00	0.00	185,861.83
2750	UNASSIGNED FUND BALANCE	0.00	0.00	0.00	0.00
2769	UNDESIGNATED FUND BALANCE	0.00	0.00	0.00	0.00
Grand Total		557,585.50	0.00	0.00	557,585.50

Assets

Code	Title	Beginning Balance	Debits	Credits	Ending Balance
Grand Total		0.00	0.00	0.00	0.00

Liabilities

Code	Title	Beginning Balance	Debits	Credits	Ending Balance
Grand Total		0.00	0.00	0.00	0.00

Assets

Code	Title	Beginning Balance	Debits	Credits	Ending Balance
1108	SUNTRUST BANK LOAN HMS	0.00	0.00	0.00	0.00
1112	CASH-CAPITAL CITY	0.00	0.00	0.00	0.00
1510	ESTIMATED REVENUE	0.00	0.00	0.00	0.00
1530	EXPENDITURES	201,366.08	0.00	0.00	201,366.08
Grand Total		201,366.08	0.00	0.00	201,366.08

Liabilities

Code	Title	Beginning Balance	Debits	Credits	Ending Balance
2510	APPROPRIATIONS	201,366.08	0.00	0.00	201,366.08
2520	REVENUE	201,366.08	0.00	0.00	201,366.08
2725	RESTRICTED FUND BAL DEBT SERV	0.00	0.00	0.00	0.00
2769	UNDESIGNATED FUND BALANCE	-201,366.08	0.00	0.00	-201,366.08
Grand Total		201,366.08	0.00	0.00	201,366.08

Assets

Code	Title	Beginning Balance	Debits	Credits	Ending Balance
Grand Total		0.00	0.00	0.00	0.00

Liabilities

Code	Title	Beginning Balance	Debits	Credits	Ending Balance
Grand Total		0.00	0.00	0.00	0.00

Assets

Code	Title	Beginning Balance	Debits	Credits	Ending Balance
1112	CASH-CAPITAL CITY	0.00	0.00	0.00	0.00
1115	ACCTS PAYABLE CLEARING ACCT	0.00	0.00	0.00	0.00
1510	ESTIMATED REVENUE	0.00	0.00	0.00	0.00
1530	EXPENDITURES	0.00	0.00	0.00	0.00
Grand Total		0.00	0.00	0.00	0.00

Liabilities

Code	Title	Beginning Balance	Debits	Credits	Ending Balance
2510	APPROPRIATIONS	0.00	0.00	0.00	0.00
2520	REVENUE	0.00	0.00	0.00	0.00
2726	CAPITAL PROJ RESTRICTED FD BAL	0.00	0.00	0.00	0.00
2769	UNDESIGNATED FUND BALANCE	0.00	0.00	0.00	0.00
Grand Total		0.00	0.00	0.00	0.00

Assets

Code	Title	Beginning Balance	Debits	Credits	Ending Balance
1112	CASH-CAPITAL CITY	18,632.00	0.00	0.00	18,632.00
1115	ACCTS PAYABLE CLEARING ACCT	0.00	0.00	0.00	0.00
1510	ESTIMATED REVENUE	289,165.00	0.00	0.00	289,165.00
1520	ENCUMBRANCES	0.00	0.00	0.00	0.00
1530	EXPENDITURES	251,896.00	0.00	0.00	251,896.00
Grand Total		559,693.00	0.00	0.00	559,693.00

Liabilities

Code	Title	Beginning Balance	Debits	Credits	Ending Balance
2161	DUE TO GENERAL FUND	0.00	0.00	0.00	0.00
2510	APPROPRIATIONS	289,165.00	0.00	0.00	289,165.00
2520	REVENUE	270,528.00	0.00	0.00	270,528.00
2720	RESERVED FOR ENCUMBRANCES	0.00	0.00	0.00	0.00
2769	UNDESIGNATED FUND BALANCE	-0.00	0.00	0.00	-0.00
Grand Total		559,693.00	0.00	0.00	559,693.00

Assets

Code	Title	Beginning Balance	Debits	Credits	Ending Balance
Grand Total		0.00	0.00	0.00	0.00

Liabilities

Code	Title	Beginning Balance	Debits	Credits	Ending Balance
Grand Total		0.00	0.00	0.00	0.00

Assets

Code	Title	Beginning Balance	Debits	Credits	Ending Balance
1112	CASH-CAPITAL CITY	318,689.93	0.00	0.00	318,689.93
1120	TAXES RECEIVABLE	0.00	0.00	0.00	0.00
1141	GENERAL OPERATING FUND	0.00	0.00	0.00	0.00
1163	S.B.E. BONDS	-56,683.90	0.00	0.00	-56,683.90
1220	DUE FROM OTHER AGENCIES	65,956.90	0.00	0.00	65,956.90
1510	ESTIMATED REVENUE	57,167.26	0.00	0.00	57,167.26
1530	EXPENDITURES	0.00	0.00	0.00	0.00
Grand Total		385,130.19	0.00	0.00	385,130.19

Liabilities

Code	Title	Beginning Balance	Debits	Credits	Ending Balance
2163	DUE TO CAPITAL PROJ. FUND	0.00	0.00	0.00	0.00
2510	APPROPRIATIONS	53,851.46	0.00	0.00	53,851.46
2520	REVENUE	0.00	0.00	0.00	0.00
2632	DEFERRED REV	8,950.76	0.00	0.00	8,950.76
2726	CAPITAL PROJ RESTRICTED FD BAL	262,006.03	0.00	0.00	262,006.03
2769	UNDESIGNATED FUND BALANCE	60,321.94	0.00	0.00	60,321.94
Grand Total		385,130.19	0.00	0.00	385,130.19

Assets

Code	Title	Beginning Balance	Debits	Credits	Ending Balance
Grand Total		0.00	0.00	0.00	0.00

Liabilities

Code	Title	Beginning Balance	Debits	Credits	Ending Balance
Grand Total		0.00	0.00	0.00	0.00

Assets

Code	Title	Beginning Balance	Debits	Credits	Ending Balance
Grand Total		0.00	0.00	0.00	0.00

Liabilities

Code	Title	Beginning Balance	Debits	Credits	Ending Balance
Grand Total		0.00	0.00	0.00	0.00

Assets

Code	Title	Beginning Balance	Debits	Credits	Ending Balance
Grand Total		0.00	0.00	0.00	0.00

Liabilities

Code	Title	Beginning Balance	Debits	Credits	Ending Balance
Grand Total		0.00	0.00	0.00	0.00

Assets

Code	Title	Beginning Balance	Debits	Credits	Ending Balance
1108	SUNTRUST BANK LOAN HMS	5,025.46	0.00	0.00	5,025.46
1112	CASH-CAPITAL CITY	1,734,061.55	44,613.69	1,994.41	1,776,680.83
1115	ACCTS PAYABLE CLEARING ACCT	0.00	1,994.41	1,994.41	0.00
1143	CAPITAL IMPROVEMENT FUNDS	0.00	0.00	0.00	0.00
1145	DUE FROM 420 FUND	0.00	0.00	0.00	0.00
1220	DUE FROM OTHER AGENCIES	0.00	0.00	0.00	0.00
1510	ESTIMATED REVENUE	2,155,549.57	0.00	0.00	2,155,549.57
1520	ENCUMBRANCES	35,138.29	0.00	2,500.00	32,638.29
1530	EXPENDITURES	1,054,325.91	1,994.41	0.00	1,056,320.32
Grand Total		4,984,100.78	48,602.51	6,488.82	5,026,214.47

Liabilities

Code	Title	Beginning Balance	Debits	Credits	Ending Balance
2100	CLEARING	0.00	0.00	0.00	0.00
2120	ACCOUNTS PAYABLE	0.00	1,994.41	1,994.41	0.00
2161	DUE TO GENERAL FUND	0.00	0.00	0.00	0.00
2163	DUE TO CAPITAL PROJ. FUND	0.00	0.00	0.00	0.00
2510	APPROPRIATIONS	2,271,374.16	0.00	0.00	2,271,374.16
2520	REVENUE	1,953,460.61	0.00	44,613.69	1,998,074.30
2720	RESERVED FOR ENCUMBRANCES	35,138.29	2,500.00	0.00	32,638.29
2769	UNDESIGNATED FUND BALANCE	724,127.72	0.00	0.00	724,127.72
Grand Total		4,984,100.78	4,494.41	46,608.10	5,026,214.47

Assets

Code	Title	Beginning Balance	Debits	Credits	Ending Balance
1112	CASH-CAPITAL CITY	0.00	0.00	0.00	0.00
1115	ACCTS PAYABLE CLEARING ACCT	0.00	0.00	0.00	0.00
1118	SBA 16013 CHARTER SCH C.OUTLAY	0.00	0.00	0.00	0.00
1141	GENERAL OPERATING FUND	0.00	0.00	0.00	0.00
1164	SBA INVESTMENTS POOL B	0.00	0.00	0.00	0.00
1510	ESTIMATED REVENUE	0.00	0.00	0.00	0.00
1530	EXPENDITURES	0.00	0.00	0.00	0.00
Grand Total		0.00	0.00	0.00	0.00

Liabilities

Code	Title	Beginning Balance	Debits	Credits	Ending Balance
2100	CLEARING	0.00	0.00	0.00	0.00
2120	ACCOUNTS PAYABLE	0.00	0.00	0.00	0.00
2161	DUE TO GENERAL FUND	0.00	0.00	0.00	0.00
2167	DUE TO ACCOUNTS PAYABLE FUND	0.00	0.00	0.00	0.00
2510	APPROPRIATIONS	0.00	0.00	0.00	0.00
2520	REVENUE	0.00	0.00	0.00	0.00
2769	UNDESIGNATED FUND BALANCE	0.00	0.00	0.00	0.00
Grand Total		0.00	0.00	0.00	0.00

Assets

Code	Title	Beginning Balance	Debits	Credits	Ending Balance
Grand Total		0.00	0.00	0.00	0.00

Liabilities

Code	Title	Beginning Balance	Debits	Credits	Ending Balance
Grand Total		0.00	0.00	0.00	0.00

Assets

Code	Title	Beginning Balance	Debits	Credits	Ending Balance
1112	CASH-CAPITAL CITY	0.00	0.00	0.00	0.00
1115	ACCTS PAYABLE CLEARING ACCT	0.00	0.00	0.00	0.00
1510	ESTIMATED REVENUE	0.00	0.00	0.00	0.00
1530	EXPENDITURES	0.00	0.00	0.00	0.00
Grand Total		0.00	0.00	0.00	0.00

Liabilities

Code	Title	Beginning Balance	Debits	Credits	Ending Balance
2510	APPROPRIATIONS	0.00	0.00	0.00	0.00
2520	REVENUE	0.00	0.00	0.00	0.00
2726	CAPITAL PROJ RESTRICTED FD BAL	0.00	0.00	0.00	0.00
2769	UNDESIGNATED FUND BALANCE	0.00	0.00	0.00	0.00
Grand Total		0.00	0.00	0.00	0.00

Assets

Code	Title	Beginning Balance	Debits	Credits	Ending Balance
1112	CASH-CAPITAL CITY	503,951.12	0.00	23,938.88	480,012.24
1114	PAYROLL CLEARING ACCT	69,544.30	193.29	193.29	69,544.30
1115	ACCTS PAYABLE CLEARING ACCT	-79,707.95	24,929.45	154,784.76	-209,563.26
1116	PETTY CASH	1,000.00	0.00	0.00	1,000.00
1117	WORKER'S COMPENSATION	4,007.66	9.31	9.31	4,007.66
1130	ACCOUNTS RECEIVABLE	0.00	0.00	0.00	0.00
1139	ACCOUNTS RECEIVABLE OTHER	0.00	0.00	0.00	0.00
1140	DUE FROM OTHER FUNDS	0.00	0.00	0.00	0.00
1141	GENERAL OPERATING FUND	0.00	0.00	0.00	0.00
1142	DUE FROM INTERNAL FUND	0.00	0.00	0.00	0.00
1144	DUE FROM FOOD SERVICE FUND	0.00	0.00	0.00	0.00
1145	DUE FROM 420 FUND	0.00	0.00	0.00	0.00
1148	LOAN TO SET UP BENEFITS ACCT	0.00	0.00	0.00	0.00
1150	INVENTORY	0.00	0.00	0.00	0.00
1151	FOOD STORES	33,437.97	0.00	0.00	33,437.97
1152	COMMODITY STORES	198,229.39	0.00	0.00	198,229.39
1153	FOOD SERVICE SUPPLIES	2,520.72	0.00	0.00	2,520.72
1164	SBA INVESTMENTS POOL B	0.00	0.00	0.00	0.00
1220	DUE FROM OTHER AGENCIES	0.00	0.00	0.00	0.00
1224	DUE FROM STATE	0.00	0.00	0.00	0.00
1510	ESTIMATED REVENUE	5,863,280.61	0.00	0.00	5,863,280.61
1520	ENCUMBRANCES	340,120.90	0.00	79,227.89	260,893.01
1530	EXPENDITURES	3,305,608.17	91,170.23	0.00	3,396,778.40
Grand Total		10,241,992.89	116,302.28	258,154.13	10,100,141.04

Liabilities

Code	Title	Beginning Balance	Debits	Credits	Ending Balance
2020	CLEARING ACCOUNT - PAYROLL	0.00	0.00	0.00	0.00
2114	BOARD BENEFITS-OTHER	0.22	33,394.06	16.01	-33,377.83

2120	ACCOUNTS PAYABLE	0.00	90,935.61	90,935.61	0.00
2161	DUE TO GENERAL FUND	0.00	0.00	0.00	0.00
2167	DUE TO ACCOUNTS PAYABLE FUND	0.00	0.00	0.00	0.00
2170	PAYROLL DED & WITHOLDINGS	0.00	209.30	209.30	0.00
2173	OTHER PAYROLL DEDUCTIONS	-295.21	30,455.09	1,209.18	-29,541.12
2500	BUDGETARY CREDITS	0.00	0.00	0.00	0.00
2510	APPROPRIATIONS	5,866,268.11	0.00	0.00	5,866,268.11
2520	REVENUE	3,256,113.63	0.00	0.00	3,256,113.63
2720	RESERVED FOR ENCUMBRANCES	340,120.90	79,227.89	0.00	260,893.01
2769	UNDESIGNATED FUND BALANCE	779,785.24	0.00	0.00	779,785.24
2891	ADJUSTMENTS TO FUND BALANCE	0.00	0.00	0.00	0.00
Grand Total		10,241,992.89	234,221.95	92,370.10	10,100,141.04

Assets

Code	Title	Beginning Balance	Debits	Credits	Ending Balance
1112	CASH-CAPITAL CITY	353,789.34	223,890.09	466,254.48	111,424.95
1113	CASH - CENTENNIAL BANK	0.00	0.00	0.00	0.00
1114	PAYROLL CLEARING ACCT	128,691.61	71,196.07	71,196.07	128,691.61
1115	ACCTS PAYABLE CLEARING ACCT	-28,210.49	44,231.34	233,518.55	-217,497.70
1117	WORKER'S COMPENSATION	0.00	501.70	-1,101.95	1,603.65
1120	TAXES RECEIVABLE	0.00	0.00	0.00	0.00
1130	ACCOUNTS RECEIVABLE	-4,406.24	0.00	0.00	-4,406.24
1139	ACCOUNTS RECEIVABLE OTHER	0.00	0.00	0.00	0.00
1141	GENERAL OPERATING FUND	112,325.00	0.00	0.00	112,325.00
1145	DUE FROM 420 FUND	0.00	0.00	0.00	0.00
1147	OTHER FUNDS FOR A/C PAYABLE	0.00	0.00	0.00	0.00
1161	DUE FROM 433 FUND	0.00	0.00	0.00	0.00
1220	DUE FROM OTHER AGENCIES	-327.35	0.00	0.00	-327.35
1224	DUE FROM STATE	0.00	0.00	0.00	0.00
1229	OTHER	0.00	0.00	0.00	0.00
1500	BUDGETARY DEBITS	0.00	0.00	0.00	0.00
1510	ESTIMATED REVENUE	9,168,085.86	965,583.00	0.00	10,133,668.86
1520	ENCUMBRANCES	1,035,856.89	159,976.82	63,400.15	1,132,433.56
1530	EXPENDITURES	5,223,208.23	196,004.38	0.00	5,419,212.61
Grand Total		15,989,012.85	1,661,383.40	833,267.30	16,817,128.95

Liabilities

Code	Title	Beginning Balance	Debits	Credits	Ending Balance
2020	CLEARING ACCOUNT - PAYROLL	0.00	0.00	0.00	0.00
2100	CLEARING	0.00	0.00	0.00	0.00
2114	BOARD BENEFITS-OTHER	17,428.50	77,471.50	24,264.21	-35,778.79
2120	ACCOUNTS PAYABLE	-0.00	72,866.83	72,866.83	-0.00
2122	DEDUCT/CONTRIB FOR EMP ON LEAV	0.00	0.00	0.00	0.00

2161	DUE TO GENERAL FUND	706,254.85	352,158.69	114,095.79	468,191.95
2163	DUE TO CAPITAL PROJ. FUND	0.00	0.00	0.00	0.00
2164	DUE TO FOOD SERVICE FUND	0.00	0.00	0.00	0.00
2165	DUE TO CONTRACTED PROGRAM FUND	0.00	0.00	0.00	0.00
2167	DUE TO ACCOUNTS PAYABLE FUND	0.00	0.00	0.00	0.00
2170	PAYROLL DED & WITHOLDINGS	0.00	98,371.64	98,371.64	0.00
2173	OTHER PAYROLL DEDUCTIONS	10,776.44	83,180.22	29,008.89	-43,394.89
2221	LIABILITY FOR CORP.CARD EXP.	0.00	0.00	0.00	0.00
2230	DUE TO OTHER AGENCIES	0.00	0.00	0.00	0.00
2231	DUE STATE-CASH ADVANCES	0.00	0.00	0.00	0.00
2412	DEFERRED REV-CASH ADVANCE	0.00	0.00	0.00	0.00
2500	BUDGETARY CREDITS	0.00	0.00	0.00	0.00
2510	APPROPRIATIONS	9,168,085.86	0.00	965,583.00	10,133,668.86
2520	REVENUE	5,052,466.42	0.00	111,397.95	5,163,864.37
2720	RESERVED FOR ENCUMBRANCES	1,035,856.89	63,400.15	159,976.82	1,132,433.56
2760	UNRESERVED FUND BALANCE	0.00	0.00	0.00	0.00
2769	UNDESIGNATED FUND BALANCE	-1,856.11	965,583.00	965,583.00	-1,856.11
2891	ADJUSTMENTS TO FUND BALANCE	0.00	0.00	0.00	0.00
Grand Total		15,989,012.85	1,713,032.03	2,541,148.13	16,817,128.95

Assets

Code	Title	Beginning Balance	Debits	Credits	Ending Balance
1112	CASH-CAPITAL CITY	0.00	0.00	0.00	0.00
1114	PAYROLL CLEARING ACCT	0.00	0.00	0.00	0.00
1115	ACCTS PAYABLE CLEARING ACCT	0.00	0.00	0.00	0.00
1117	WORKER'S COMPENSATION	0.00	0.00	0.00	0.00
1130	ACCOUNTS RECEIVABLE	0.00	0.00	0.00	0.00
1165	DUE FROM 434 FUND	0.00	0.00	0.00	0.00
1220	DUE FROM OTHER AGENCIES	0.00	0.00	0.00	0.00
1510	ESTIMATED REVENUE	0.00	0.00	0.00	0.00
1520	ENCUMBRANCES	-0.00	0.00	0.00	-0.00
1530	EXPENDITURES	0.00	0.00	0.00	0.00
Grand Total		0.00	0.00	0.00	0.00

Liabilities

Code	Title	Beginning Balance	Debits	Credits	Ending Balance
2114	BOARD BENEFITS-OTHER	0.00	0.00	0.00	0.00
2120	ACCOUNTS PAYABLE	0.00	0.00	0.00	0.00
2151	RETAINAGE PAYABLE	-277,644.75	0.00	0.00	-277,644.75
2161	DUE TO GENERAL FUND	-0.00	0.00	0.00	-0.00
2170	PAYROLL DED & WITHOLDINGS	0.00	0.00	0.00	0.00
2173	OTHER PAYROLL DEDUCTIONS	0.00	0.00	0.00	0.00
2412	DEFERRED REV-CASH ADVANCE	0.00	0.00	0.00	0.00
2510	APPROPRIATIONS	277,644.75	0.00	0.00	277,644.75
2520	REVENUE	-0.00	0.00	0.00	-0.00
2720	RESERVED FOR ENCUMBRANCES	-0.00	0.00	0.00	-0.00
2769	UNDESIGNATED FUND BALANCE	-0.00	0.00	0.00	-0.00
Grand Total		0.00	0.00	0.00	0.00

Assets

Code	Title	Beginning Balance	Debits	Credits	Ending Balance
1109	BENEFITS ACCOUNT	15,900.48	5,356.76	0.00	21,257.24
1112	CASH-CAPITAL CITY	0.00	0.00	0.00	0.00
1119	CASH EQUIVALENT AT SBA	0.00	0.00	0.00	0.00
1510	ESTIMATED REVENUE	0.00	0.00	0.00	0.00
Grand Total		15,900.48	5,356.76	0.00	21,257.24

Liabilities

Code	Title	Beginning Balance	Debits	Credits	Ending Balance
2110	ACCOUNTS PAYABLE	0.00	0.00	0.00	0.00
2161	DUE TO GENERAL FUND	0.00	0.00	0.00	0.00
2179	BENEFIT ACCOUNT HOLDING RE1109	15,900.48	0.00	5,356.76	21,257.24
2769	UNDESIGNATED FUND BALANCE	0.00	0.00	0.00	0.00
Grand Total		15,900.48	0.00	5,356.76	21,257.24

Assets

Code	Title	Beginning Balance	Debits	Credits	Ending Balance
Grand Total		0.00	0.00	0.00	0.00

Liabilities

Code	Title	Beginning Balance	Debits	Credits	Ending Balance
Grand Total		0.00	0.00	0.00	0.00

THE SCHOOL BOARD OF GADSDEN COUNTY

PURCHASE ORDER NO.

DATE

02/19/16

35 MARTIN LUTHER KING, JR., BLVD. QUINCY, FLORIDA 32351
 PHONE (850) 627-9651 FAX (850) 627-2760
 www.gcps.k12.fl.us

188877

FL SALES TAX EXEMPTION # 85-8012621915C-2

FEDERAL ID # 59-6000615

VENDOR


VI01610000

SHIP TO THIS ADDRESS

PARENTS K12
 6494 HEATHER GLEN WAY
 CLARKSVILLE MD 21029


FED PRGMS-SCHOOL BOARD GADSDEN
 35 MARTIN LUTHER KING JR BLVD
 QUINCY FL 32351

PRINCIPAL / SUPERVISOR



BUDGET DIRECTOR

SUPERINTENDENT



QUANTITY	PRODUCT NO.	DESCRIPTION	UNIT PRICE	TOTAL
----------	-------------	-------------	------------	-------

ATTN: ROSE RAYNAK / DM

1	SM.CHKD WHAT:	***VENDOR NOT SUBRECIPIENT*** EDUCATIONAL WEB-BASED SOFTWARE FOR PARTICIPATING 21ST CCLC STUDENTS (SEE ATTACHED CONTRACT)	10000.00	10000.00
---	------------------	---	----------	----------

PAY TERMS: NET 30

TOTAL 10,000.00

- All correspondence/shipments must reflect the PO number. For prompt payment mail invoice to Accounts Payable address above.
- If box checked and you accept this PO, goods/services & invoice must be received by the District no later than June 15 of the CURRENT YEAR. NO FINANCIAL OBLIGATION continues after June 30 of the CURRENT YEAR if the box is checked. This PO is void after one year.
- Notice to Vendor/Contractor: By acceptance of the contract/order in excess of \$10,000 and involving Federal Funds, the Vendor/Contractor agrees to comply with Title 34 Section 80.36 Code of Federal Regulations. Termination for cause and for convenience by the grantee or su grantee including the manner by which it will be affected and the basis for settlement will be decided by the School Board of Gadsden County. In addition, the Vendor/Contractor agrees to comply with Florida Statute 257.36 regarding retention of records for 5 years.

DISTRIBUTION TO BE COMPLETED BY ORIGINATOR					TOTAL	10,000.00	FINANCE DEPT USE EXPENDITURE
FUND	FUNCTION	OBJECT	CENTER	PROJECT	PROGRAM	AMOUNT	
420	5900	360	0141	4224465		1000.00	
420	5900	360	0051	4224465		1000.00	
420	5900	360	0041	4224465		1000.00	
420	5900	360	0091	4224465		1000.00	
420	5900	360	0211	4224466		1000.00	
420	5900	360	0191	4224466		1000.00	
420	5900	360	0071	4224466		1000.00	
420	5900	360	0151	4224467		1000.00	
420	5900	360	0201	4224467		1000.00	
420	5900	360	0171	4224467		1000.00	

VENDOR-white page ENCUMBRANCE-green page RECEIVING-canary page ORIGINATOR - pink page UTILITY - goldenrod page




State Board of Education

Marva Johnson, *Chair*
John R. Padget, *Vice Chair*
Members
Gary Chartrand
Tom Grady
Rebecca Fishman Lipsey
Michael Olenick
Andy Tuck

Pam Stewart
Commissioner of Education

MEMORANDUM

TO: District School Superintendents

FROM: Linda Champion 

DATE: May 13, 2016

SUBJECT: **Revised Page for the 2015-16 Florida Education Finance Program (FEFP)
Fourth Calculation**

Attached is a revised page for the 2015-16 Fourth Calculation of the FEFP, which was transmitted to you on April 21, 2016. Due to a data submission error, the amounts on page 7 of 54, in column 2, Adjustment for McKay Scholarships, are understated. As a result of the error, the Adjusted Net State FEFP in column 4 was recalculated. The corrected page is attached and dated May 13, 2016, and should replace the page in the April 21, 2016, document. Please accept our apology for any inconvenience this may have caused.

LC/me

Attachment

cc: District Finance Officers
FTE Administrators

Linda Champion
Deputy Commissioner, Finance and Operations

2015-16 FEFP Fourth Calculation
Prekindergarten Through Grade 12 Funding Summary - Page 4

District	Net State FEFP	Adjustment for McKay Scholarships	Prior-Year Adjustments for Scholarship Deductions	Adjusted Net State FEFP
	-1-	-2-	-3-	-4-
1 Alachua	91,001,912	(1,854,039)	(11,408)	89,136,465
2 Baker	23,902,840	(179,636)	(1,104)	23,722,100
3 Bay	74,903,139	(1,762,910)	0	73,140,229
4 Bradford	14,478,890	(379,334)	791	14,100,347
5 Brevard	246,868,115	(9,565,907)	(25,020)	237,277,188
6 Broward	676,077,261	(20,975,294)	(29,390)	655,072,577
7 Calhoun	11,833,260	(7,419)	0	11,825,841
8 Charlotte	14,784,205	(891,112)	0	13,893,093
9 Citrus	39,689,121	(498,174)	0	39,190,947
10 Clay	160,528,081	(2,619,100)	(623)	157,908,358
11 Collier	25,064,147	(1,388,545)	0	23,675,602
12 Columbia	45,831,505	(1,305,028)	461	44,526,938
13 Miami-Dade	672,607,831	(42,589,720)	15,554	630,033,665
14 DeSoto	21,304,807	(418,453)	0	20,886,354
15 Dixie	10,576,244	(577,805)	0	9,998,439
16 Duval	446,328,319	(21,930,282)	(14,682)	424,383,355
17 Escambia	144,202,233	(2,442,849)	8,516	141,767,900
18 Flagler	29,454,413	(404,327)	0	29,050,086
19 Franklin	794,132	(28,764)	0	765,368
20 Gadsden	25,177,119	(316,054)	0	24,861,065
21 Gilchrist	13,686,914	(302,940)	1,238	13,385,212
22 Glades	7,664,930	(18,739)	0	7,646,191
23 Gulf	3,544,939	(125,442)	0	3,419,497
24 Hamilton	6,610,833	(77,847)	(2,411)	6,530,675
25 Hardee	21,943,178	(44,075)	1,172	21,900,275
26 Hendry	32,032,178	(197,922)	0	31,834,256
27 Hernando	83,860,067	(1,713,326)	0	82,146,741
28 Highlands	44,568,446	(325,993)	0	44,242,453
29 Hillsborough	779,024,206	(11,845,284)	(6,008)	767,172,914
30 Holmes	17,250,904	(2,672)	0	17,248,232
31 Indian River	19,771,457	(615,229)	0	19,156,228
32 Jackson	30,945,068	(71,536)	(1,802)	30,871,730
33 Jefferson	2,559,976	(97,713)	(3,264)	2,458,999
34 Lafayette	6,108,434	(21,580)	0	6,086,854
35 Lake	139,621,734	(2,958,460)	8,192	136,671,466
36 Lee	168,613,065	(2,840,948)	(4,579)	165,767,538
37 Leon	111,390,693	(2,302,010)	(2,681)	109,086,002
38 Levy	24,865,522	(670,325)	(1,402)	24,193,795
39 Liberty	8,448,000	(25,155)	0	8,422,845
40 Madison	11,724,442	(53,514)	0	11,670,928
41 Manatee	110,773,035	(4,582,882)	(18,546)	106,171,607
42 Marion	152,398,057	(2,268,074)	0	150,129,983
43 Martin	9,087,986	(724,051)	(2,577)	8,361,358
44 Monroe	4,360,043	(190,995)	0	4,169,048
45 Nassau	26,782,227	(810,359)	(2,152)	25,969,716
46 Okaloosa	92,822,173	(2,179,852)	1,454	90,643,775
47 Okeechobee	29,294,012	(320,153)	0	28,973,859
48 Orange	526,093,112	(18,802,371)	8,316	507,299,057
49 Osceola	231,175,809	(5,543,745)	(12,448)	225,619,616
50 Palm Beach	243,194,830	(10,493,127)	(8,205)	232,693,498
51 Pasco	289,364,243	(5,252,090)	(17,935)	284,094,218
52 Pinellas	220,309,264	(8,139,489)	(12,109)	212,157,666
53 Polk	408,262,038	(7,573,334)	21,980	400,710,684
54 Putnam	45,338,318	(277,110)	0	45,061,208
55 St. Johns	89,420,089	(2,041,579)	(7,678)	87,370,832
56 St. Lucie	128,950,318	(1,642,424)	(6,751)	127,301,143
57 Santa Rosa	103,223,341	(685,633)	(3,531)	102,534,177
58 Sarasota	21,567,648	(2,964,037)	(5,237)	18,598,374
59 Seminole	218,791,805	(5,326,471)	(1,081)	213,464,253
60 Sumter	3,232,104	(242,057)	0	2,990,047
61 Suwannee	24,997,508	(376,967)	(2,233)	24,618,308
62 Taylor	8,812,260	(43,986)	0	8,768,274
63 Union	12,440,036	(97,765)	1,837	12,344,108
64 Volusia	194,667,622	(3,845,573)	(5,749)	190,816,300
65 Wakulla	22,997,105	(183,876)	0	22,813,229
66 Walton	4,514,781	(120,406)	(1,312)	4,393,063
67 Washington	15,121,556	(179,167)	0	14,942,389
68 Washington Special	1,095,507	0	0	1,095,507
69 FAMU Lab School	3,360,722	(8,596)	0	3,352,126
70 FAU - Palm Beach	7,202,087	(17,502)	0	7,184,585
71 FAU - St. Lucie	8,050,503	(18,792)	0	8,031,711
72 FSU Lab - Broward	4,258,903	(107,460)	0	4,151,443
73 FSU Lab - Leon	10,145,046	(18,714)	0	10,126,332
74 UF Lab School	7,365,679	(14,006)	0	7,351,673
75 Virtual School	169,505,047	(207,230)	(1,314)	169,296,503
Total	7,758,617,374	(219,745,335)	(143,721)	7,538,728,318



Kim Ferree <ferreek@gcpsmail.com>

Florida Supreme Court Workers' Compensation Ruling

1 message

Florida Municipal Insurance Trust <jtitcomb@flcities.com>

Mon, May 2, 2016 at 1:09 PM

Reply-To: jtitcomb@flcities.com

To: ferreek@gcpsmail.com

Florida Supreme Court Workers' Compensation Ruling



FMIT Members:

On April 26, 2016, the Florida Supreme Court issued its long-awaited opinion in Castellanos v. Next Door Company.

By a vote of 5 to 2, over two strong dissenting opinions, the Court held that the mandatory fee schedule in section 440.34 is unconstitutional under both the Florida and United States Constitutions. The Court based its decision solely on due process grounds and declined to address other constitutional provisions raised in the case.

It is important to note: The ruling in Castellanos will have a significant impact on the manner in which workers' compensation cases will be evaluated and handled, and employers and their insurance carriers will be faced with substantially more significant exposure for attorney's fees.

[Click here](#) to read a comprehensive letter prepared by Dean, Ringers, Morgan and Lawton.

For questions or additional information, please contact Jay Goldrick at JGoldrick@flcities.com or (407) 425-9378.

Sincerely,

David Lodwick
Director, Trust Services
Florida League of Cities

Florida League of Cities, 301 S. Bronough Street, Suite 300, Tallahassee, FL 32301

SafeUnsubscribe™ ferreek@gcpsmail.com

[Forward this email](#) | [Update Profile](#) | [About our service provider](#)

Sent by jitcomb@flcities.com in collaboration with

Constant Contact 

Try it free today

DEAN, RINGERS, MORGAN AND LAWTON

A PROFESSIONAL ASSOCIATION
ATTORNEYS AT LAW

GOBLE D. DEAN [1913-2000]
ANDREW L. RINGERS [1937-2014]
DALE O. MORGAN (OF COUNSEL)
WILLIAM E. LAWTON *###++
LAMAR D. OXFORD #
F. SCOTT PENDLEY *++
JOHN D. ROBINSON
FRANK C. WESIGHA N +
JEFFRY J. BRANHAM +
JOSEPH R. FLOOD, JR.
S. RENEE STEPHENS LUNDY
DOUGLAS T. NOAH
ALAN D. KALINOSKI +###**
JOHN M. JOYCE
G. CLAY MORRIS
RONALD P. GRENINGER
MICHAEL A. LOWE +
JOHN T. CONNER
BRYAN A. LOWE +
GLORIA A. CARR
JOSHUA B. WALKER
GAIL C. BRADFORD ++###

MAIN OFFICE:

CAPITAL PLAZA 1
201 EAST PINE STREET, SUITE 1200 (32801)
POST OFFICE BOX 2928
ORLANDO, FL 32802-2928
(407) 422-4310
FAX (407) 648-0233
WWW.DRML-LAW.COM

PLEASE REPLY TO MAIN OFFICE

SATELLITE OFFICES:

FORT LAUDERDALE, FL 33301
(954) 315-3870
FAX (954) 302-7809

PANHANDLE - MIRAMAR BEACH, FL 32550
(850) 269-7215
FAX (850) 601-0898

TAMPA, FL 33607
(813) 288-4686
FAX (813) 579-3634

JACKSONVILLE, FL 32207
(904) 371-1907
FAX (904) 839-4089

MIAMI, FL 33131
(305) 913-1797
FAX (786) 410-0720

JESSICA C. CONNER
PATRICIA M. REGO CHAPMAN
C. DEWITT REVELS III
ERIC J. NETCHER

* FLORIDA BAR BOARD CERTIFIED CIVIL TRIAL LAWYER
+ FLORIDA BAR BOARD CERTIFIED WORKERS' COMPENSATION LAWYER
FLORIDA BAR BOARD CERTIFIED APPELLATE PRACTICE LAWYER

ADMITTED TO THE DIST. OF COLUMBIA BAR
++ ADMITTED TO THE GEORGIA BAR
** ADMITTED TO THE ILLINOIS BAR
ADMITTED TO THE MASSACHUSETTS BAR
+++ ADMITTED TO THE NEW YORK BAR

April 27, 2016

Mr. Jay Goldrick
WC Claims Manager
Florida Municipal Insurance Trust
Post Office Box 538135
Orlando, FL 32803-8135

RE: Castellanos v. Next Door Company

Dear Jay:

On April 26, 2016, the Florida Supreme Court issued its long-awaited opinion in Castellanos v. Next Door Company. By a vote of 5 to 2, over two strong dissenting opinions, the Court held that the mandatory fee schedule in section 440.34 is unconstitutional under both the Florida and United States Constitutions. The Court based its decision solely on due process grounds and declined to address other constitutional provisions raised in the case.

The case involved a claimant that was ultimately successful in recovering benefits which amounted to a value of \$822.70. Given this minimal value, the claimant's attorney was awarded only \$164.54 for 107.2 hours of work, which amounted to an effective rate of \$1.53 per hour. The First DCA affirmed this result, but certified the question to the Florida Supreme Court. The Court quashed the First DCA's decision and remanded to the JCC to determine a "reasonable" fee.

The Court's extensive opinion details the history of attorney's fee awards in workers' compensation cases. At issue was the most recent 2009 statutory amendment which removed the word "reasonable" in relation to attorney's fees, and strictly mandated compliance with statute's sliding scale that tied attorney's fees to the amount of benefits obtained. The full text of the Court's 55 page opinion can be viewed at <http://www.floridasupremecourt.org/decisions/2016/sc13-2082.pdf>.

The Court framed the issue by stating that the "statute establishes a conclusive irrebuttable presumption that the formula will produce an adequate fee in every case." This characterization, to which Justice Polston took great exception in dissent, is critical to the Court's

May 2, 2016

Page 2

conclusion. The Court then applied a three-part test to determine the constitutionality of a conclusive statutory presumption, concluding that "without the ability of the attorney to present, and the JCC to determine, the reasonableness of the fee award and to deviate where necessary, the risk is too great that the fee award will be entirely arbitrary, unjust, and grossly inadequate."

Based on the unconstitutionality of the statute, the statute's immediate predecessor is now revived. That is, the word "reasonable" is essentially written back into the statute. As to the procedure going forward, the Court states that:

[A] JCC must allow for a claimant to present evidence to show that application of the statutory fee schedule will result in an unreasonable fee. We emphasize, however, that the fee schedule remains the starting point, and that the revival of the predecessor statute does not mean that claimants' attorneys will receive a windfall. Only where the claimant can demonstrate . . . that the fee schedule results in a n unreasonable fee - such as in a case like this - will the claimant's attorney be entitled to a fee that deviates from the fee schedule.

It is anticipated that there may be an attempt by the Florida legislature to address the Florida Supreme Court's ruling by calling an emergency legislative session. In the meantime, the ruling in Castellanos will have a significant impact on the manner in which workers' compensation cases will be evaluated and handled, and employers and their insurance carriers will be faced with substantially more significant exposure for attorney's fees. This ruling will promote an increase in the incentive for attorneys who represent employees to litigate matters in which there is little correlation between the value of the benefits in dispute and the amount of attorney's fees that a claimant's attorney can require the employer/carrier to pay for representing an injured employee in such matters. The predictable reaction from the business industry will be to increase workers' compensation insurance premiums as the industry prepares itself for the impact of the Florida Supreme Court's decision.

Sincerely,

Alan D. Kalinoski

Alan D. Kalinoski




State Board of Education

Marva Johnson, *Chair*
John R. Padget, *Vice Chair*
Members
Gary Chartrand
Tom Grady
Rebecca Fishman Lipsey
Michael Olenick
Andy Tuck

Pam Stewart
Commissioner of Education

MEMORANDUM

TO: District School Superintendents

FROM: Linda Champion 

DATE: May 13, 2016

SUBJECT: **Revised Page for the 2015-16 Florida Education Finance Program (FEFP)
Fourth Calculation**

Attached is a revised page for the 2015-16 Fourth Calculation of the FEFP, which was transmitted to you on April 21, 2016. Due to a data submission error, the amounts on page 7 of 54, in column 2, Adjustment for McKay Scholarships, are understated. As a result of the error, the Adjusted Net State FEFP in column 4 was recalculated. The corrected page is attached and dated May 13, 2016, and should replace the page in the April 21, 2016, document. Please accept our apology for any inconvenience this may have caused.

LC/me

Attachment

cc: District Finance Officers
FTE Administrators

Linda Champion
Deputy Commissioner, Finance and Operations

2015-16 FEFP Fourth Calculation
Prekindergarten Through Grade 12 Funding Summary - Page 4

District	Net State FEFP	Adjustment for McKay Scholarships	Prior-Year Adjustments for Scholarship Deductions	Adjusted Net State FEFP
	-1-	-2-	-3-	-4-
1 Alachua	91,001,912	(1,854,039)	(11,408)	89,136,465
2 Baker	23,902,840	(179,636)	(1,104)	23,722,100
3 Bay	74,903,139	(1,762,910)	0	73,140,229
4 Bradford	14,478,890	(379,334)	791	14,100,347
5 Brevard	246,868,115	(9,565,907)	(25,020)	237,277,188
6 Broward	676,077,261	(20,975,294)	(29,390)	655,072,577
7 Calhoun	11,833,260	(7,419)	0	11,825,841
8 Charlotte	14,784,205	(891,112)	0	13,893,093
9 Citrus	39,689,121	(498,174)	0	39,190,947
10 Clay	160,528,081	(2,619,100)	(623)	157,908,358
11 Collier	25,064,147	(1,388,545)	0	23,675,602
12 Columbia	45,831,505	(1,305,028)	461	44,526,938
13 Miami-Dade	672,607,831	(42,589,720)	15,554	630,033,665
14 DeSoto	21,304,807	(418,453)	0	20,886,354
15 Dixie	10,576,244	(577,805)	0	9,998,439
16 Duval	446,328,319	(21,930,282)	(14,682)	424,383,355
17 Escambia	144,202,233	(2,442,849)	8,516	141,767,900
18 Flagler	29,454,413	(404,327)	0	29,050,086
19 Franklin	794,132	(28,764)	0	765,368
20 Gadsden	25,177,119	(316,054)	0	24,861,065
21 Gilchrist	13,686,914	(302,940)	1,238	13,385,212
22 Glades	7,664,930	(18,739)	0	7,646,191
23 Gulf	3,544,939	(125,442)	0	3,419,497
24 Hamilton	6,610,833	(77,847)	(2,411)	6,530,575
25 Hardee	21,943,178	(44,075)	1,172	21,900,275
26 Hendry	32,032,178	(197,922)	0	31,834,256
27 Hernando	83,860,067	(1,713,326)	0	82,146,741
28 Highlands	44,568,446	(325,993)	0	44,242,453
29 Hillsborough	779,024,206	(11,845,284)	(6,008)	767,172,914
30 Holmes	17,250,904	(2,672)	0	17,248,232
31 Indian River	19,771,457	(615,229)	0	19,156,228
32 Jackson	30,945,068	(71,536)	(1,802)	30,871,730
33 Jefferson	2,559,976	(97,713)	(3,264)	2,458,999
34 Lafayette	6,108,434	(21,580)	0	6,086,854
35 Lake	139,621,734	(2,958,460)	8,192	136,671,466
36 Lee	168,613,065	(2,840,948)	(4,579)	165,767,538
37 Leon	111,390,693	(2,302,010)	(2,681)	109,086,002
38 Levy	24,865,522	(670,325)	(1,402)	24,193,795
39 Liberty	8,448,000	(25,155)	0	8,422,845
40 Madison	11,724,442	(53,514)	0	11,670,928
41 Manatee	110,773,035	(4,582,882)	(18,546)	106,171,607
42 Marion	152,398,057	(2,268,074)	0	150,129,983
43 Martin	9,087,986	(724,051)	(2,577)	8,361,358
44 Monroe	4,360,043	(190,995)	0	4,169,048
45 Nassau	26,782,227	(810,359)	(2,152)	25,969,716
46 Okaloosa	92,822,173	(2,179,852)	1,454	90,643,775
47 Okeechobee	29,294,012	(320,153)	0	28,973,859
48 Orange	526,093,112	(18,802,371)	8,316	507,299,057
49 Osceola	231,175,809	(5,543,745)	(12,448)	225,619,616
50 Palm Beach	243,194,830	(10,493,127)	(8,205)	232,693,498
51 Pasco	289,364,243	(5,252,090)	(17,935)	284,094,218
52 Pinellas	220,309,264	(8,139,489)	(12,109)	212,157,666
53 Polk	408,262,038	(7,573,334)	21,980	400,710,684
54 Putnam	45,338,318	(277,110)	0	45,061,208
55 St. Johns	89,420,089	(2,041,579)	(7,678)	87,370,832
56 St. Lucie	128,950,318	(1,642,424)	(6,751)	127,301,143
57 Santa Rosa	103,223,341	(685,633)	(3,531)	102,534,177
58 Sarasota	21,567,648	(2,964,037)	(5,237)	18,598,374
59 Seminole	218,791,805	(5,326,471)	(1,081)	213,464,253
60 Sumter	3,232,104	(242,057)	0	2,990,047
61 Suwannee	24,997,508	(376,967)	(2,233)	24,618,308
62 Taylor	8,812,260	(43,986)	0	8,768,274
63 Union	12,440,036	(97,765)	1,837	12,344,108
64 Volusia	194,667,622	(3,845,573)	(5,749)	190,816,300
65 Wakulla	22,997,105	(183,876)	0	22,813,229
66 Walton	4,514,781	(120,406)	(1,312)	4,393,063
67 Washington	15,121,556	(179,167)	0	14,942,389
68 Washington Special	1,095,507	0	0	1,095,507
69 FAMU Lab School	3,360,722	(8,596)	0	3,352,126
70 FAU - Palm Beach	7,202,087	(17,502)	0	7,184,585
71 FAU - St. Lucie	8,050,503	(18,792)	0	8,031,711
72 FSU Lab - Broward	4,258,903	(107,460)	0	4,151,443
73 FSU Lab - Leon	10,145,046	(18,714)	0	10,126,332
74 UF Lab School	7,365,679	(14,006)	0	7,351,673
75 Virtual School	169,505,047	(207,230)	(1,314)	169,296,503
Total	7,758,617,374	(219,745,335)	(143,721)	7,538,728,318

SUMMARY SHEET

RECOMMENDATION TO SUPERINTENDENT FOR SCHOOL BOARD AGENDA

AGENDA ITEM NO. _____

DATE OF SCHOOL BOARD MEETING: 05/24/16

TITLE OF AGENDA ITEMS: Payroll Schedule 2016-17

DIVISION: Finance Department

PURPOSE AND SUMMARY OF ITEMS:

To approve the Payroll Schedule for 2016-17 Fiscal Year.

FUND SOURCE: N/A

AMOUNT: N/A

PREPARED BY: Kim Ferree

POSITION: Assistant Superintendent for Business Services

INTERNAL INSTRUCTIONS TO BE COMPLETED BY PREPARER

_____ Number of ORIGINAL SIGNATURES NEEDED by preparer.

SUPERINTENDENT'S SIGNATURE: page(s) numbered _____

CHAIRMANS'S SIGNATURE: page(s) numbered _____
Be sure that the Comptroller has signed the budget page.

**PAYROLL CHECK SCHEDULE 2016-17
GADSDEN COUNTY SCHOOL BOARD**

RUN NO.	SEND OUT TIME SHEETS	TIME SHEETS TO BE RETURNED	COMPLETE PAYROLL	PRE-NOTE DATE	PAY CHECKS ISSUED
071		NO TIME SHEETS	(DROP PAYMENTS)	NO DD	7/15/2016
072	7/8/2016	7/15/2016	7/25/2016	7/26/2016	7/28/2016
082	8/5/2016	8/12/2016	8/26/2016	8/29/2016	8/31/2016
091	8/12/2016	8/19/2016	9/6/2016	9/7/2016	9/9/2016
092	9/2/2016	9/9/2016	9/27/2016	9/28/2016	9/30/2016
101	9/9/2016	9/16/2016	10/5/2016	10/6/2016	10/10/2016
102	9/30/2016	10/7/2016	10/26/2016	10/27/2016	10/31/2016
111	10/7/2016	10/14/2016	11/7/2016	11/8/2016	11/10/2016
112	10/28/2016	11/4/2016	11/22/2016	11/28/2016	11/30/2016
121	11/4/2016	11/10/2016	12/6/2016	12/7/2016	12/9/2016
122	11/10/2016	11/22/2016	12/13/2016	12/14/2016	12/16/2016
011	11/18/2016	12/2/2016	1/5/2017	1/6/2017	1/10/2017
012	12/16/2016	1/6/2017	1/26/2017	1/27/2017	1/31/2017
021	1/6/2017	1/13/2017	2/7/2017	2/8/2017	2/10/2017
022	1/27/2017	2/3/2017	2/23/2017	2/24/2017	2/28/2017
031	2/3/2017	2/10/2017	3/7/2017	3/8/2017	3/10/2017
032	2/24/2017	3/3/2017	3/28/2017	3/29/2017	3/31/2017
041	3/3/2017	3/10/2017	4/5/2017	4/6/2017	4/10/2017
042	3/31/2017	4/7/2017	4/25/2017	4/26/2017	4/28/2017
051	4/7/2017	4/14/2017	5/5/2017	5/8/2017	5/10/2017
052	4/28/2017	5/5/2017	5/25/2017	5/26/2017	5/31/2017
061	5/5/2017	5/12/2017	6/6/2017	6/7/2017	6/9/2017
062	6/8/2017	6/15/2017	6/26/2017	6/27/2017	6/29/2017
063	5/26/2017	6/6/2017	6/26/2017	6/27/2017	6/29/2017
064		NO TIME SHEETS	6/26/2017	6/27/2017	6/29/2017

**GADSDEN COUNTY PUBLIC SCHOOLS
2016-17 TEACHERS
PAY TYPE 12**

PAY PERIOD	DAYS	REPORTS DUE	CHECKS ISSUED	
8/8/2016	8/19/2016	10	8/19/2016	9/9/2016
8/22/2016	9/16/2016	20	9/16/2016	10/10/2016
9/19/2016	10/14/2016	20	10/14/2016	11/10/2016
10/17/2016	11/10/2016	19	11/10/2016	12/9/2016
11/14/2016	12/2/2016	13	12/2/2016	1/10/2017
12/5/2016	1/13/2017	19	1/13/2017	2/10/2017
1/17/2017	2/10/2017	19	2/10/2017	3/10/2017
2/13/2017	3/10/2017	20	3/10/2017	4/10/2017
3/20/2017	4/14/2017	20	4/14/2017	5/10/2017
4/17/2017	5/12/2017	20	5/12/2017	6/9/2017
5/15/2017	6/6/2017	16	6/9/2017	6/29/2017

196

TEACHERS WILL RECEIVE THEIR LAST TWO (11TH & 12TH) CHECKS ON

6/29/2017

NON-PAID HOLIDAYS

Nov. 11
Nov. 24-25
Dec. 21-31
Jan. 2
Jan.16
Mar. 13-17

PAID HOLIDAYS

Sept. 5
Nov. 21-23
May. 29
June. 6

**GADSDEN COUNTY PUBLIC SCHOOLS
2016-17 PARA PROFESSIONALS
PAY TYPE 15**

PAY PERIOD	DAYS	REPORTS DUE	CHECKS ISSUED	
8/8/2016	8/12/2016	5	8/12/2016	8/31/2016
8/15/2016	9/9/2016	19	9/9/2016	9/30/2016
9/12/2016	10/7/2016	20	10/7/2016	10/31/2016
10/10/2016	11/4/2016	20	11/4/2016	11/30/2016
11/7/2016	11/18/2016	9	11/22/2016	12/16/2016
11/28/2016	1/6/2017	19	1/6/2017	1/31/2017
1/9/2017	2/3/2017	19	2/3/2017	2/28/2017
2/6/2017	3/3/2017	20	3/3/2017	3/31/2017
3/6/2017	4/7/2017	20	4/4/2017	4/28/2017
4/10/2017	5/5/2017	20	5/5/2017	5/31/2017
5/8/2017	5/19/2017	10	5/19/2017	6/9/2017
5/22/2017	6/5/2017	10	6/9/2017	6/29/2017

191

PARA PROFESSIONALS WILL RECEIVE THEIR LAST CHECK ON

6/29/2017

NON-PAID HOLIDAYS

- Sept. 5
- Nov. 11
- Nov. 21-15
- Dec. 19-30
- Jan. 2
- Jan.16
- Mar. 13-17
- May. 29

**GADSDEN COUNTY PUBLIC SCHOOLS
2016-17 12 MONTH EMPLOYEES
PAY TYPES 20 & 22**

PAY PERIOD	DAYS	REPORTS DUE	CHECKS ISSUED	
7/1/2016	7/15/2016	10	7/15/2016	7/28/2016
7/18/2016	8/12/2016	20	8/12/2016	8/31/2016
8/15/2016	9/9/2016	19	9/9/2016	9/30/2016
9/12/2016	10/7/2016	20	10/7/2016	10/31/2016
10/10/2016	11/4/2016	20	11/4/2016	11/30/2016
11/7/2016	11/22/2016	11	11/22/2016	12/16/2016
11/28/2016	1/6/2017	22	1/6/2017	1/31/2017
1/9/2017	2/3/2017	19	2/3/2017	2/28/2017
2/6/2017	3/3/2017	20	3/3/2017	3/31/2017
3/6/2017	4/7/2017	20	4/4/2017	4/28/2017
4/10/2017	5/5/2017	20	5/5/2017	5/31/2017
5/8/2017	6/30/2017	39	6/15/2017	6/29/2017

240

12 MONTH EMPLOYEES WILL RECEIVE THEIR LAST CHECK ON

6/29/2017

NON-PAID HOLIDAYS

July. 4
 Sept. 5
 Nov. 11
 Nov. 23-25
 Dec. 22-30
 Jan. 2
 Jan.16
 Mar. 13-17
 May. 29

GADSDEN COUNTY PUBLIC SCHOOLS

2016-17 11 MONTH EMPLOYEES

PAY TYPE 25 ASSISTANT CUSTODIANS & 11 MONTH SECRETARIES

PAY TYPE 35 ASSISTANT PRINCIPALS, PYSCHOLOGISTS & THERAPIES

PAY PERIOD		DAYS	REPORTS DUE	CHECKS ISSUED
8/1/2016	8/12/2016	10	8/12/2016	8/31/2016
8/15/2016	9/9/2016	19	9/9/2016	9/30/2016
9/12/2016	10/7/2016	20	10/7/2016	10/31/2016
10/10/2016	11/4/2016	20	11/4/2016	11/30/2016
11/7/2016	11/22/2016	11	11/22/2016	12/16/2016
11/28/2016	1/6/2017	22	1/6/2017	1/31/2017
1/9/2017	2/3/2017	19	2/3/2017	2/28/2017
2/6/2017	3/3/2017	20	3/3/2017	3/31/2017
3/6/2017	4/7/2017	20	4/4/2017	4/28/2017
4/10/2017	5/5/2017	20	5/5/2017	5/31/2017
5/8/2017	6/26/2017	35	6/15/2017	6/29/2017

216

PAY TYPES 25'S & 35'S WILL RECEIVE THEIR LAST (12TH) CHECK ON

6/29/2017

NON-PAID HOLIDAYS

- Sept. 5
- Nov. 11
- Nov. 23-25
- Dec. 22-30
- Jan. 2
- Jan.16
- Mar. 13-17
- May. 29

**GADSDEN COUNTY PUBLIC SCHOOLS
 2016-17 VISITING TEACHERS/SOCIAL WORKERS
 PAY TYP 30**

PAY PERIOD	DAYS	REPORTS DUE	CHECKS ISSUED	
8/8/2016	8/12/2016	5	8/12/2016	8/31/2016
8/15/2016	9/9/2016	19	9/9/2016	9/30/2016
9/12/2016	10/7/2016	20	10/7/2016	10/31/2016
10/10/2016	11/4/2016	20	11/4/2016	11/30/2016
11/7/2016	11/18/2016	9	11/22/2016	12/16/2016
11/28/2016	1/6/2017	19	1/6/2017	1/31/2017
1/9/2017	2/3/2017	19	2/3/2017	2/28/2017
2/6/2017	3/3/2017	20	3/3/2017	3/31/2017
3/6/2017	4/7/2017	20	4/4/2017	4/28/2017
4/10/2017	5/5/2017	20	5/5/2017	5/31/2017
5/8/2017	5/19/2017	10	5/19/2017	6/9/2017
5/22/2017	6/7/2017	12	6/9/2017	6/29/2017

193

VISITING TEACHERS/SOCIAL WORKERS WILL RECEIVE THEIR LAST CHECK ON 6/29/2017

NON-PAID HOLIDAYS

- Sept. 5
- Nov. 11
- Nov. 21-15
- Dec. 19-30
- Jan. 2
- Jan.16
- Mar. 13-17
- May. 29

**GADSDEN COUNTY PUBLIC SCHOOLS
2016-17 10 MONTH EMPLOYEES
PAY TYPE 38**

PAY PERIOD	DAYS	REPORTS DUE	CHECKS ISSUED	
8/8/2016	8/12/2016	5	8/12/2016	8/31/2016
8/15/2016	9/9/2016	19	9/9/2016	9/30/2016
9/12/2016	10/7/2016	20	10/7/2016	10/31/2016
10/10/2016	11/4/2016	20	11/4/2016	11/30/2016
11/7/2016	11/18/2016	9	11/22/2016	12/16/2016
11/28/2016	1/6/2017	19	1/6/2017	1/31/2017
1/9/2017	2/3/2017	19	2/3/2017	2/28/2017
2/6/2017	3/3/2017	20	3/3/2017	3/31/2017
3/6/2017	4/7/2017	20	4/4/2017	4/28/2017
4/10/2017	5/5/2017	20	5/5/2017	5/31/2017
5/8/2017	5/19/2017	10	5/19/2017	6/9/2017
5/22/2017	6/9/2017	14	6/9/2017	6/29/2017

195

10 MONTH EMPLOYEES WILL RECEIVE THEIR LAST CHECK ON

6/29/2017

NON-PAID HOLIDAYS

Sept. 5
Nov. 11
Nov. 21-15
Dec. 19-30
Jan. 2
Jan.16
Mar. 13-17
May. 29

**GADSDEN COUNTY PUBLIC SCHOOLS
2016-17 FOOD SERVICE WORKERS
PAY TYPE 40**

PAY PERIOD	DAYS	REPORTS DUE	CHECKS ISSUED
8/12/2016	8/12/2016	1	8/31/2016
8/15/2016	9/9/2016	19	9/30/2016
9/12/2016	10/7/2016	20	10/31/2016
10/10/2016	11/4/2016	19	11/30/2016
11/7/2016	11/18/2016	9	12/16/2016
11/28/2016	1/6/2017	18	1/31/2017
1/9/2017	2/3/2017	19	2/28/2017
2/6/2017	3/3/2017	20	3/31/2017
3/6/2017	4/7/2017	19	4/28/2017
4/10/2017	5/5/2017	20	5/31/2017
5/8/2017	5/19/2017	10	6/9/2017
5/22/2017	6/2/2017	9	6/29/2017

183

FOOD SERVICE WORKERS WILL RECEIVE THEIR LAST CHECK ON

6/29/2017

NON-PAID HOLIDAYS

- Sept. 5
- Oct. 14
- Nov. 11
- Nov. 21-25
- Dec. 19-30
- Jan. 2
- Jan. 3
- Jan.16
- Mar. 10
- Mar. 13-17
- May. 29

**GADSDEN COUNTY PUBLIC SCHOOLS
2016-17 FOOD SERVICE MANAGERS
PAY TYPE 42**

PAY PERIOD	DAYS	REPORTS DUE	CHECKS ISSUED
8/11/2016	8/12/2016	2	8/15/2016
8/15/2016	9/9/2016	19	9/9/2016
9/12/2016	10/7/2016	20	10/7/2016
10/10/2016	11/4/2016	19	11/4/2016
11/7/2016	11/18/2016	9	11/22/2016
11/28/2016	1/6/2017	18	1/6/2017
1/9/2017	2/3/2017	19	2/3/2017
2/6/2017	3/3/2017	20	3/3/2017
3/6/2017	4/7/2017	19	4/4/2017
4/10/2017	5/5/2017	20	5/5/2017
5/8/2017	5/19/2017	10	5/19/2017
5/22/2017	6/5/2017	10	5/31/2017

185

FOOD SERVICE MANAGERS WILL RECEIVE THEIR LAST CHECK ON

6/29/2017

NON-PAID HOLIDAYS

- Sept. 5
- Oct. 14
- Nov. 11
- Nov. 21-25
- Dec. 19-30
- Jan. 2
- Jan. 3
- Jan.16
- Mar. 10
- Mar. 13-17
- May. 29

**GADSDEN COUNTY PUBLIC SCHOOLS
2016-17 BUS DRIVERS
PAY TYPE 50**

PAY PERIOD		DAYS	REPORTS DUE	CHECKS ISSUED
8/15/2016	8/15/2016	1	8/15/2016	8/31/2016
8/16/2016	9/9/2016	18	9/9/2016	9/30/2016
9/12/2016	10/7/2016	20	10/7/2016	10/31/2016
10/10/2016	11/4/2016	19	11/4/2016	11/30/2016
11/7/2016	11/18/2016	9	11/22/2016	12/16/2016
11/28/2016	1/6/2017	18	1/6/2017	1/31/2017
1/9/2017	2/3/2017	19	2/3/2017	2/28/2017
2/6/2017	3/3/2017	20	3/3/2017	3/31/2017
3/6/2017	4/7/2017	19	4/4/2017	4/28/2017
4/10/2017	5/5/2017	20	5/5/2017	5/31/2017
5/8/2017	5/19/2017	10	5/19/2017	6/9/2017
5/22/2017	5/31/2017	7	5/31/2017	6/29/2017

180

BUS DRIVERS WILL RECEIVE THEIR LAST CHECK ON

6/29/2017

NON-PAID HOLIDAYS

Sept. 5	Labor Day
Oct. 14	
Nov. 11	Veteran's Day
Nov. 21-25	Thanksgiving
Dec. 19-30	Winter Break
Jan. 2	New Year's Day
Jan. 3	
Jan.16	Martin L. King Jr. Day
Mar. 10	
Mar. 13-17	Spring Break
May. 29	Memorial Day