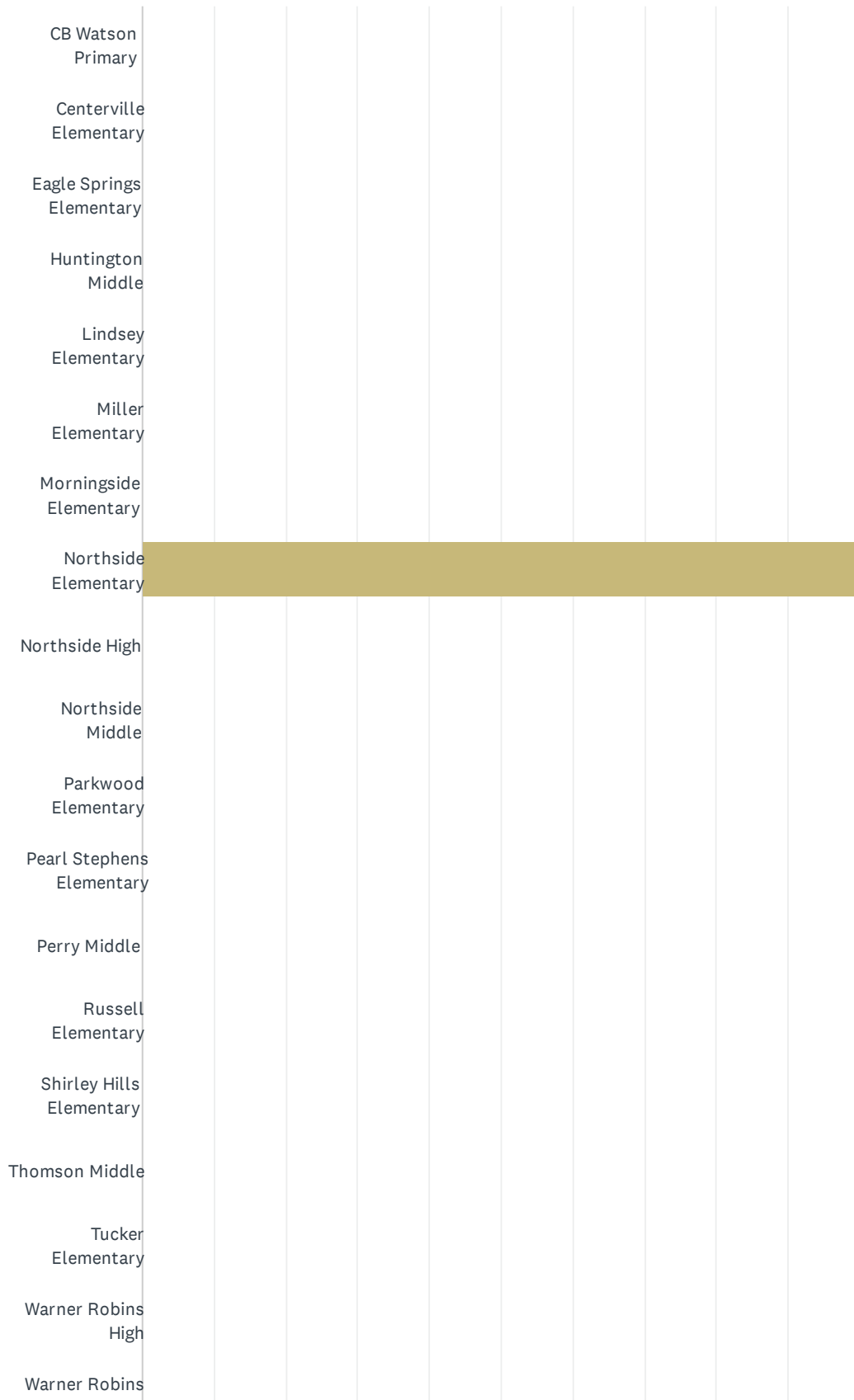
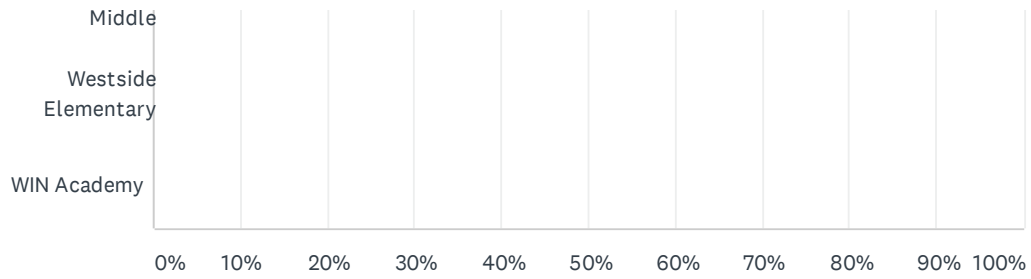


# Q1 My child attends

Answered: 14 Skipped: 0



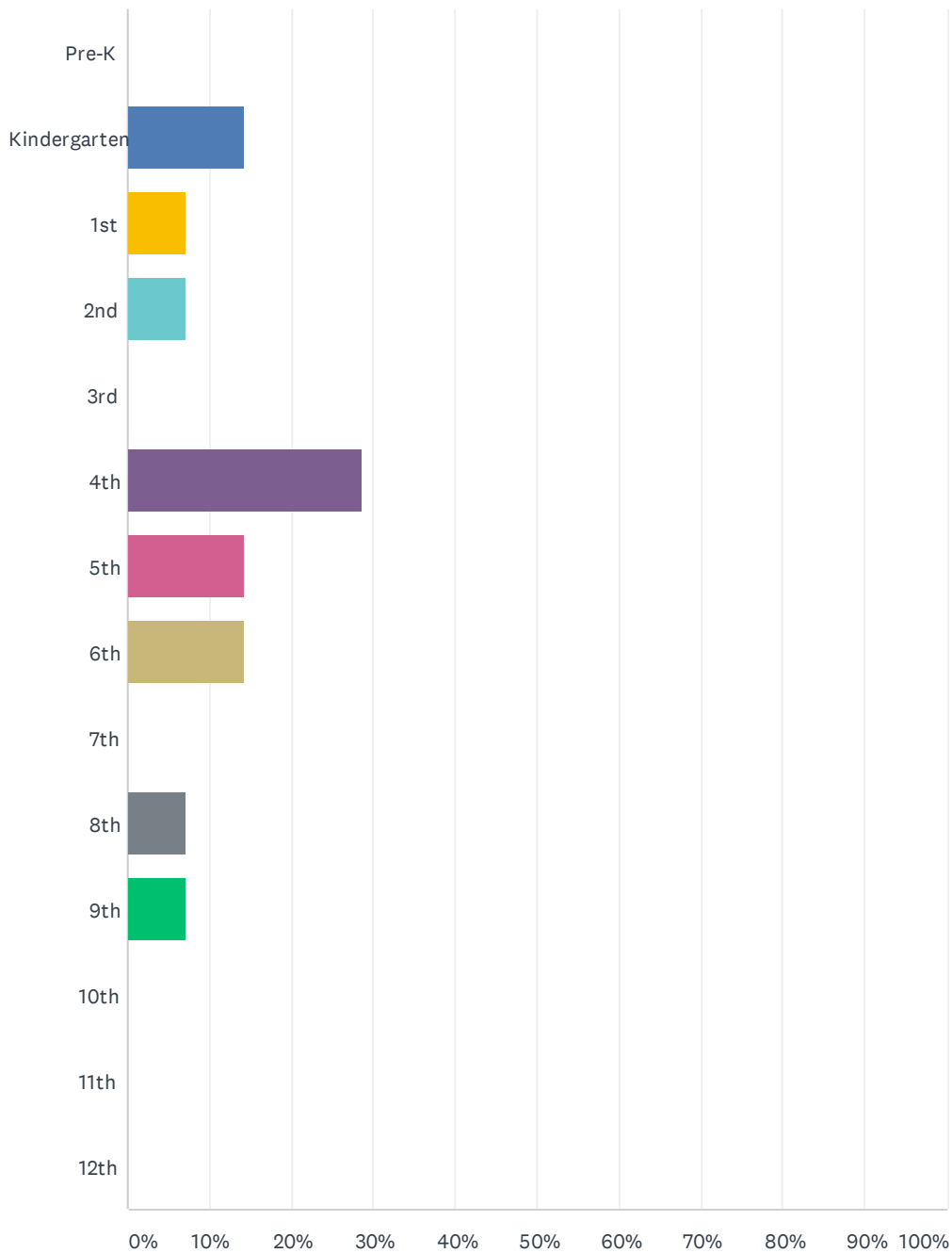
## Houston County Title I Parent Satisfaction Survey



ANSWER CHOICES	RESPONSES
CB Watson Primary	0.00% 0
Centerville Elementary	0.00% 0
Eagle Springs Elementary	0.00% 0
Huntington Middle	0.00% 0
Lindsey Elementary	0.00% 0
Miller Elementary	0.00% 0
Morningside Elementary	0.00% 0
Northside Elementary	100.00% 14
Northside High	0.00% 0
Northside Middle	0.00% 0
Parkwood Elementary	0.00% 0
Pearl Stephens Elementary	0.00% 0
Pery Middle	0.00% 0
Russell Elementary	0.00% 0
Shirley Hills Elementary	0.00% 0
Thomson Middle	0.00% 0
Tucker Elementary	0.00% 0
Warner Robins High	0.00% 0
Warner Robins Middle	0.00% 0
Westside Elementary	0.00% 0
WIN Academy	0.00% 0
<b>TOTAL</b>	<b>14</b>

## Q2 What grade is your child currently in?

Answered: 14 Skipped: 0

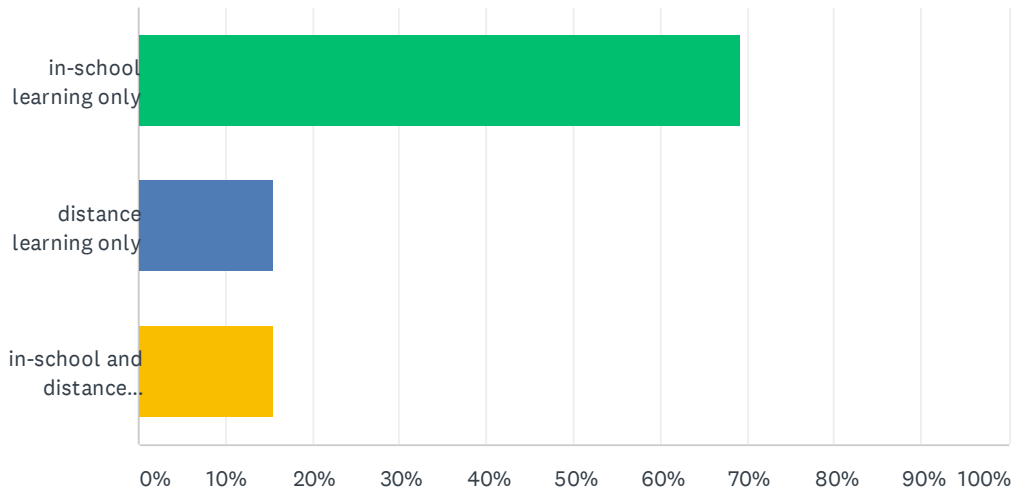


## Houston County Title I Parent Satisfaction Survey

ANSWER CHOICES	RESPONSES	
Pre-K	0.00%	0
Kindergarten	14.29%	2
1st	7.14%	1
2nd	7.14%	1
3rd	0.00%	0
4th	28.57%	4
5th	14.29%	2
6th	14.29%	2
7th	0.00%	0
8th	7.14%	1
9th	7.14%	1
10th	0.00%	0
11th	0.00%	0
12th	0.00%	0
<b>TOTAL</b>		<b>14</b>

### Q3 This school year, my child has been enrolled for

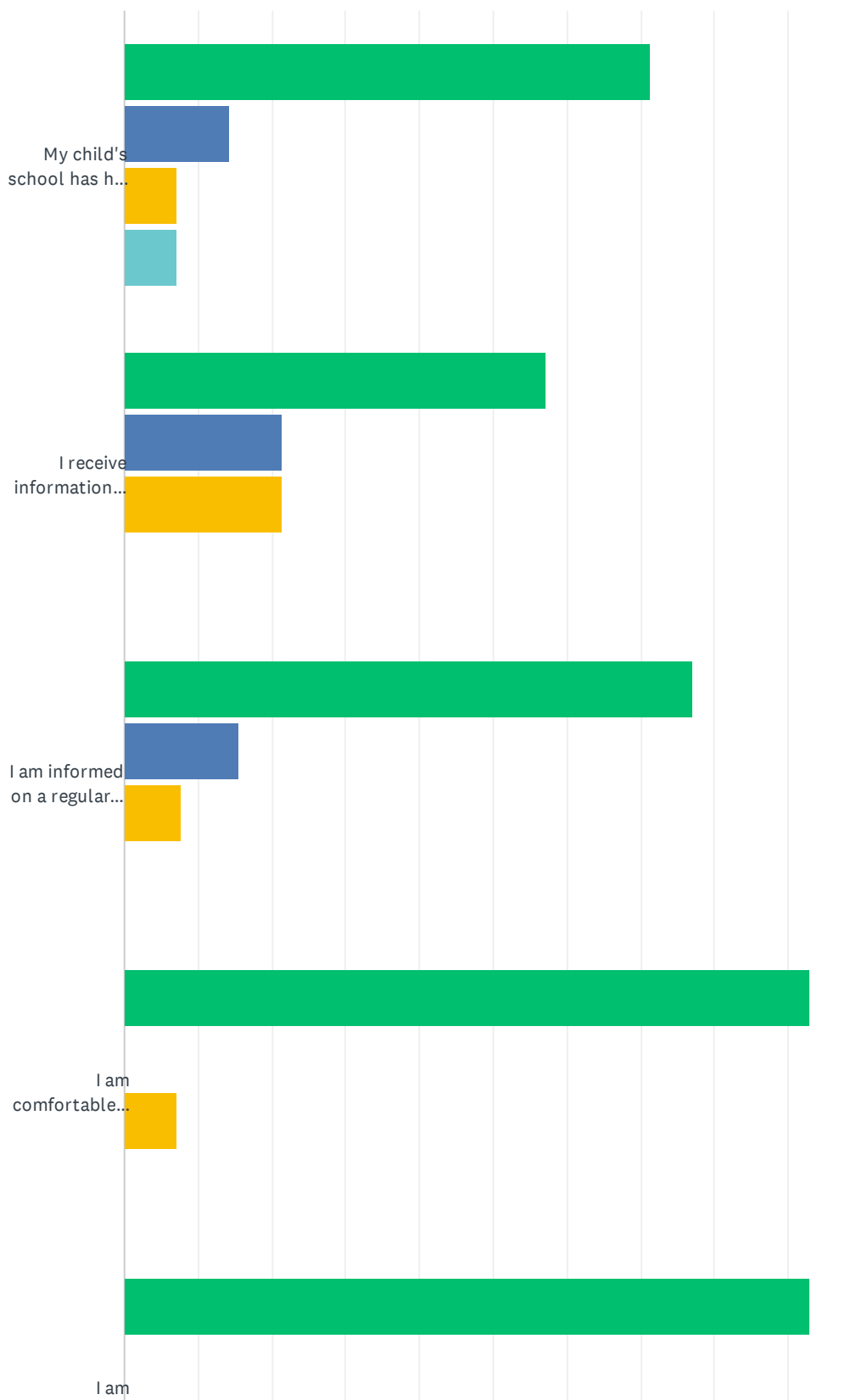
Answered: 13 Skipped: 1



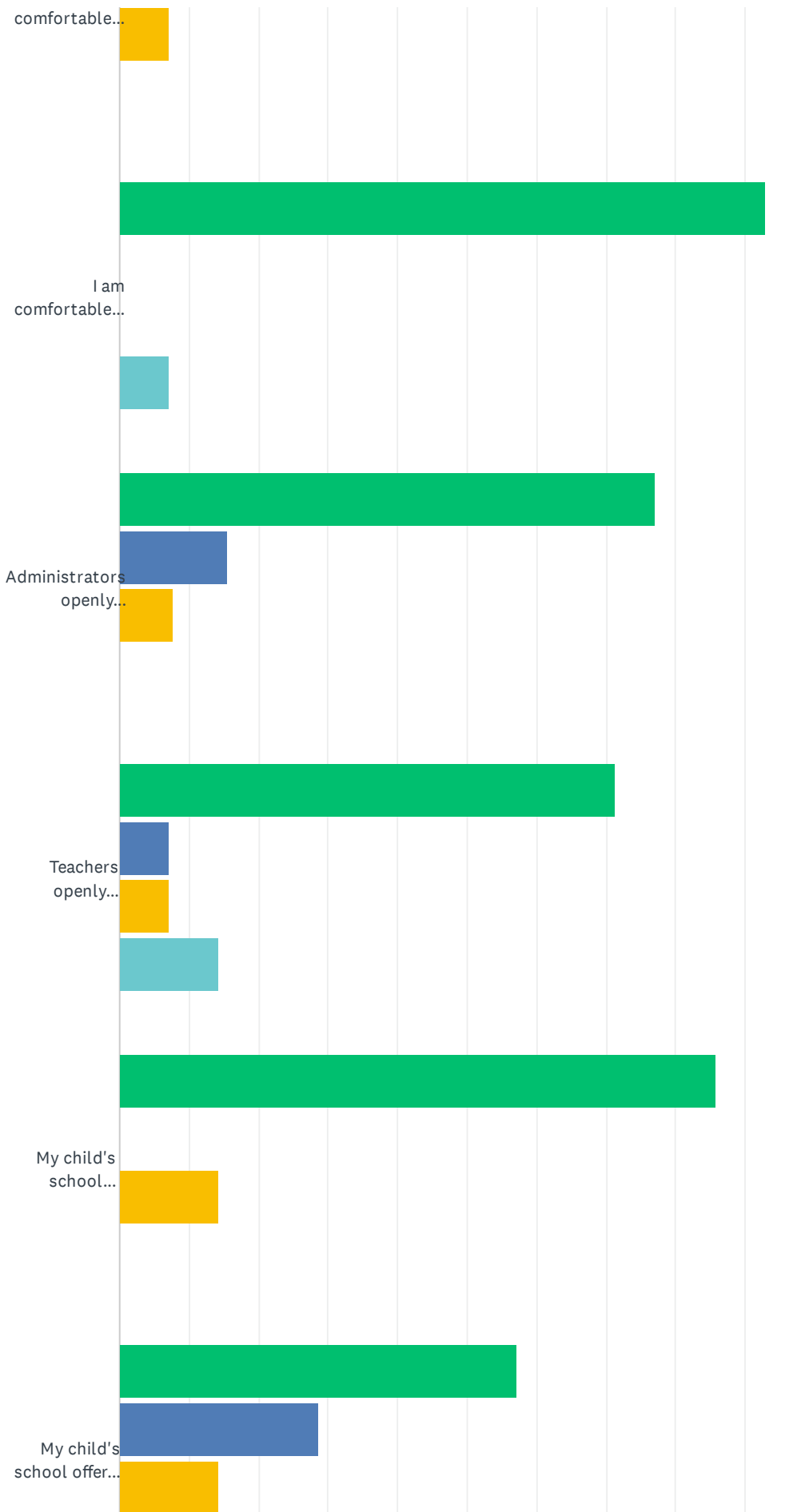
ANSWER CHOICES	RESPONSES	
in-school learning only	69.23%	9
distance learning only	15.38%	2
in-school and distance learning	15.38%	2
TOTAL		13

### Q4 Please read each statement below and indicate how much you agree or disagree.

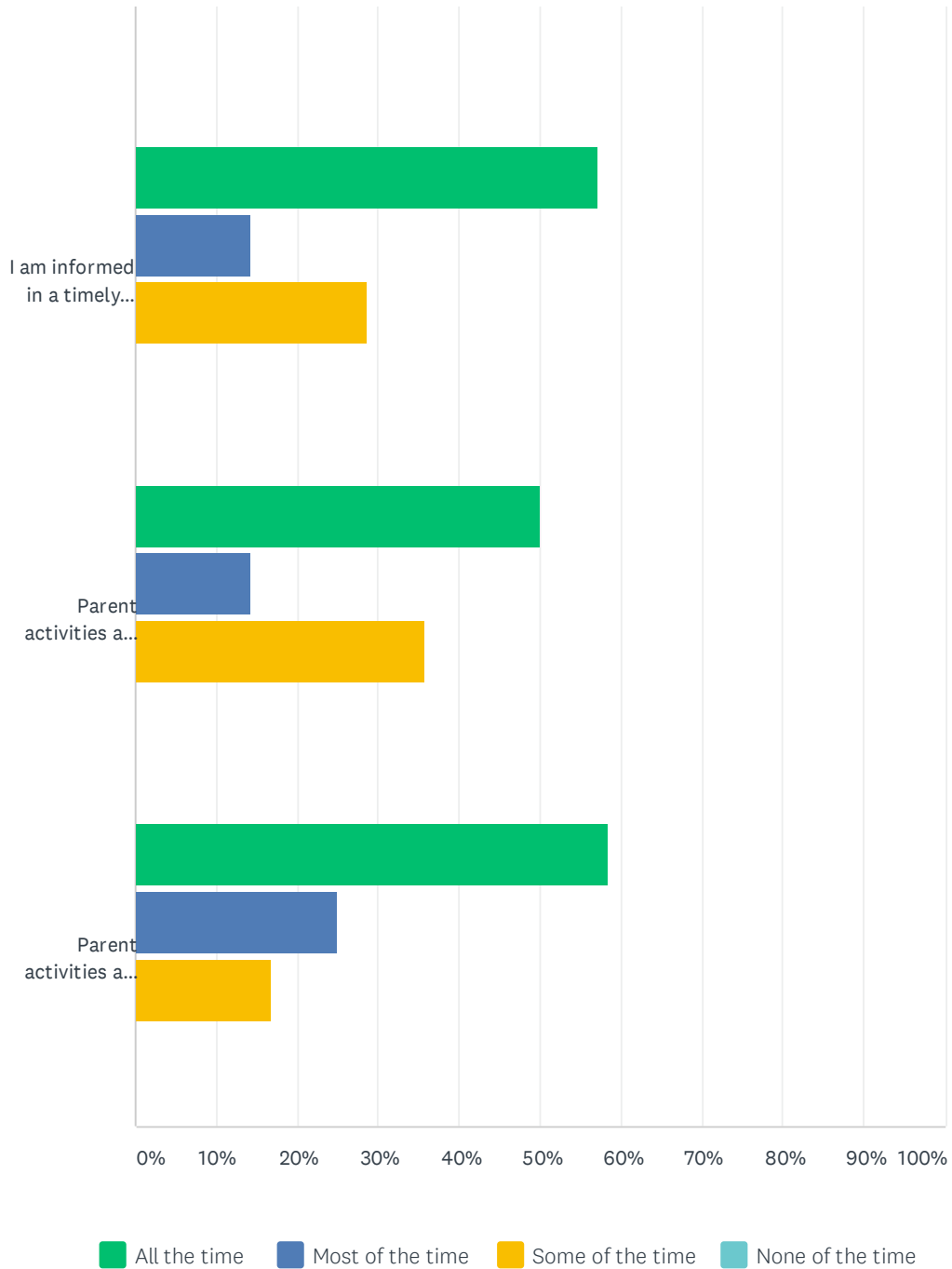
Answered: 14 Skipped: 0



# Houston County Title I Parent Satisfaction Survey



# Houston County Title I Parent Satisfaction Survey



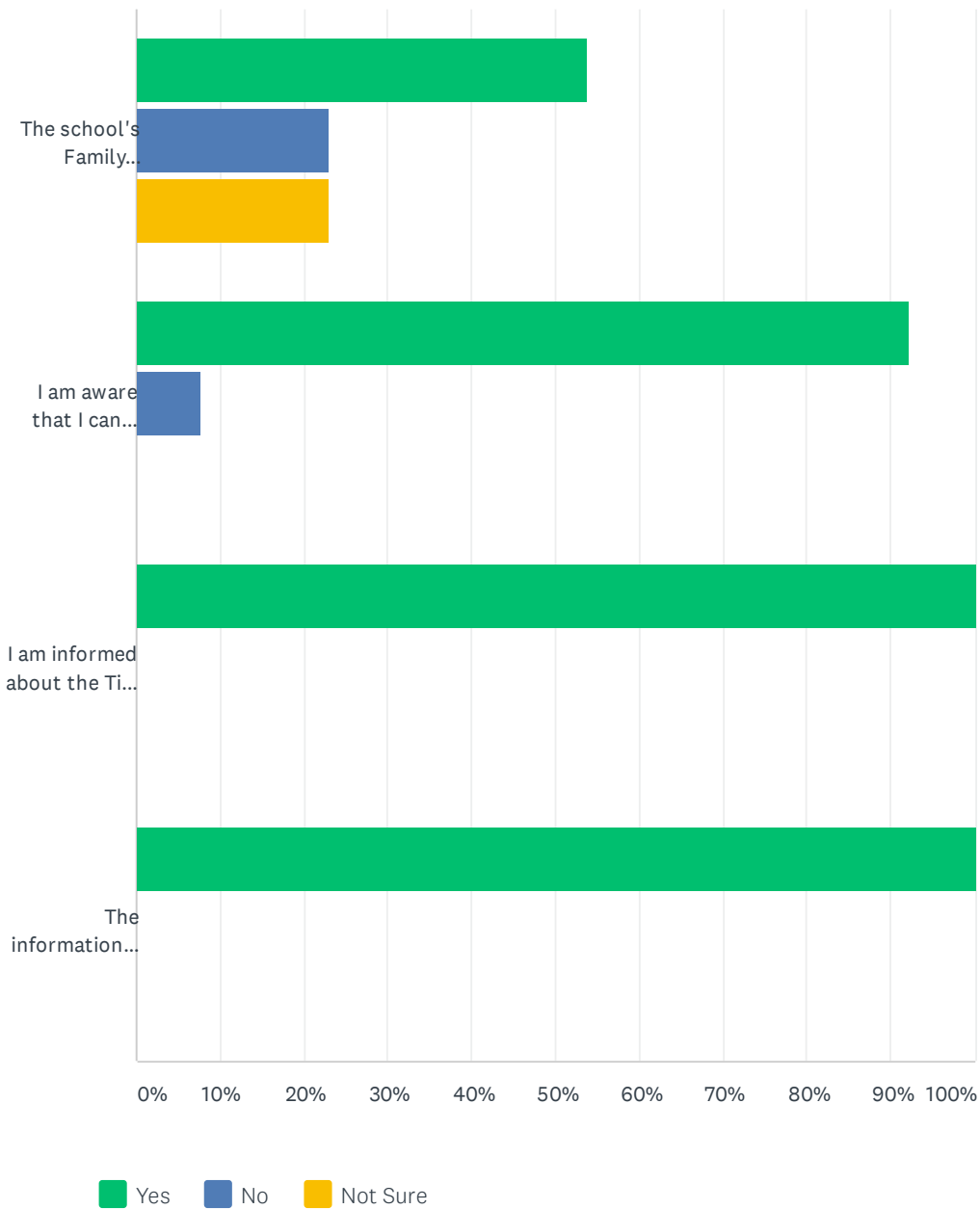


## Houston County Title I Parent Satisfaction Survey

	ALL THE TIME	MOST OF THE TIME	SOME OF THE TIME	NONE OF THE TIME	TOTAL	WEIGHTED AVERAGE
My child's school has high expectations for student achievement.	71.43% 10	14.29% 2	7.14% 1	7.14% 1	14	1.50
I receive information about grade-level standards and the academic requirements for my child's grade level.	57.14% 8	21.43% 3	21.43% 3	0.00% 0	14	1.64
I am informed on a regular basis about my child's academic progress.	76.92% 10	15.38% 2	7.69% 1	0.00% 0	13	1.31
I am comfortable communicating with administrators at my child's school.	92.86% 13	0.00% 0	7.14% 1	0.00% 0	14	1.14
I am comfortable communicating with my child's teacher(s).	92.86% 13	0.00% 0	7.14% 1	0.00% 0	14	1.14
I am comfortable communicating with front office staff members at my child's school.	92.86% 13	0.00% 0	0.00% 0	7.14% 1	14	1.21
Administrators openly communicate with parents.	76.92% 10	15.38% 2	7.69% 1	0.00% 0	13	1.31
Teachers openly communicate with parents.	71.43% 10	7.14% 1	7.14% 1	14.29% 2	14	1.64
My child's school encourages parental engagement.	85.71% 12	0.00% 0	14.29% 2	0.00% 0	14	1.29
My child's school offers workshops or activities that educate/inform parents about curriculum and how to help improve students' success in school.	57.14% 8	28.57% 4	14.29% 2	0.00% 0	14	1.57
I am informed in a timely manner about parent activities and events.	57.14% 8	14.29% 2	28.57% 4	0.00% 0	14	1.71
Parent activities and workshops are offered at various times.	50.00% 7	14.29% 2	35.71% 5	0.00% 0	14	1.86
Parent activities and opportunities are useful and beneficial.	58.33% 7	25.00% 3	16.67% 2	0.00% 0	12	1.58

### Q5 Please read the following and respond to each.

Answered: 13 Skipped: 1

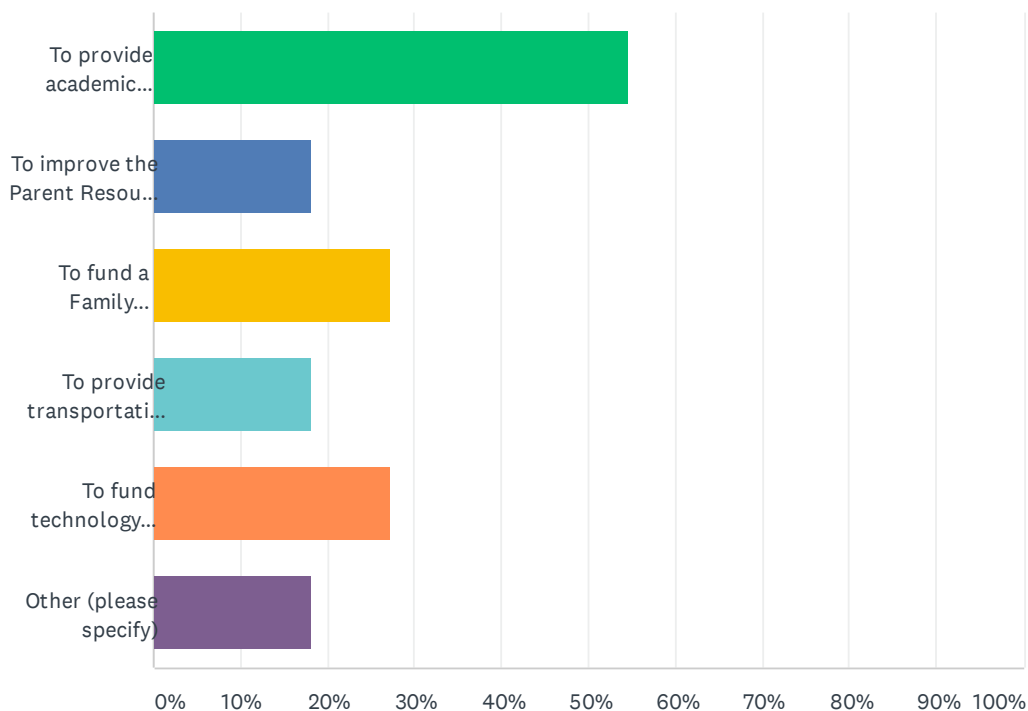


## Houston County Title I Parent Satisfaction Survey

	YES	NO	NOT SURE	TOTAL	WEIGHTED AVERAGE
The school's Family Engagement Coordinator assists families, supports parent activities and is available for questions or concerns from parents.	53.85% 7	23.08% 3	23.08% 3	13	1.69
I am aware that I can participate in shared decision making opportunities through Parent Input Meetings, Parent Action Team Meetings, Parent-Teacher Conferences, and school/district surveys.	92.31% 12	7.69% 1	0.00% 0	13	1.08
I am informed about the Title I program at my child's school and have access to the Title I Handbook containing the Parent Engagement Plan and School-Parent Compact.	100.00% 13	0.00% 0	0.00% 0	13	1.00
The information provided in the Title I Parent Engagement Plan and Compact is detailed and easy to understand.	100.00% 13	0.00% 0	0.00% 0	13	1.00

## Q6 How would you like to see parent engagement funds used? (check all that apply)

Answered: 11 Skipped: 3

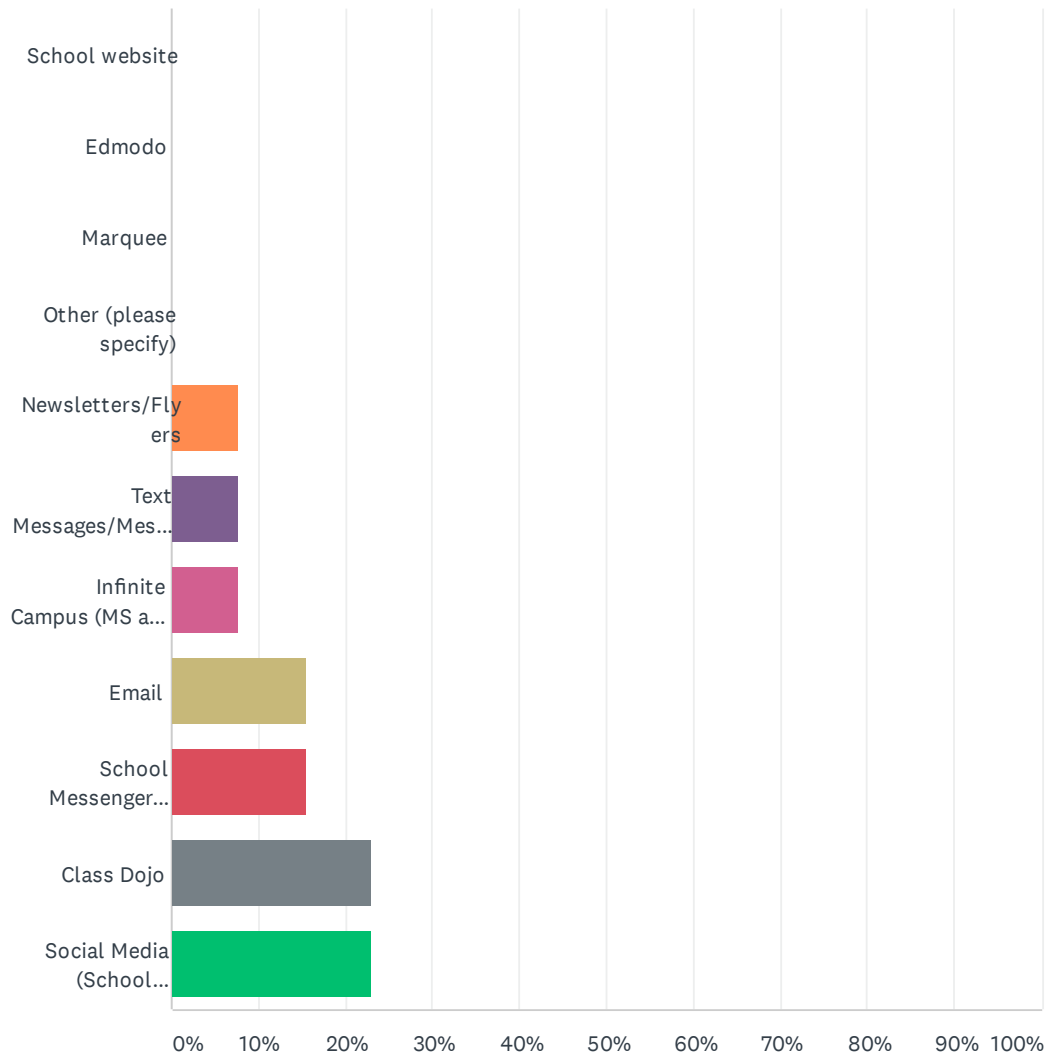


ANSWER CHOICES	RESPONSES	
To provide academic materials for parents to use with their student at home.	54.55%	6
To improve the Parent Resource Center at the school.	18.18%	2
To fund a Family Engagement Coordinator to plan and execute family engagement activities and events.	27.27%	3
To provide transportation assistance for parents to attend Title I events at school.	18.18%	2
To fund technology resources to support parental engagement.	27.27%	3
Other (please specify)	18.18%	2
Total Respondents: 11		

#	OTHER (PLEASE SPECIFY)	DATE
1	to allow us to have more intentional parent and child time- that helps us to do stuff with my kids at school. Crafts, movies, take home competitions	3/1/2021 2:33 PM
2	update school technology	2/18/2021 11:09 AM

# Q7 What is the ONE way you prefer to receive information about school events?

Answered: 13 Skipped: 1



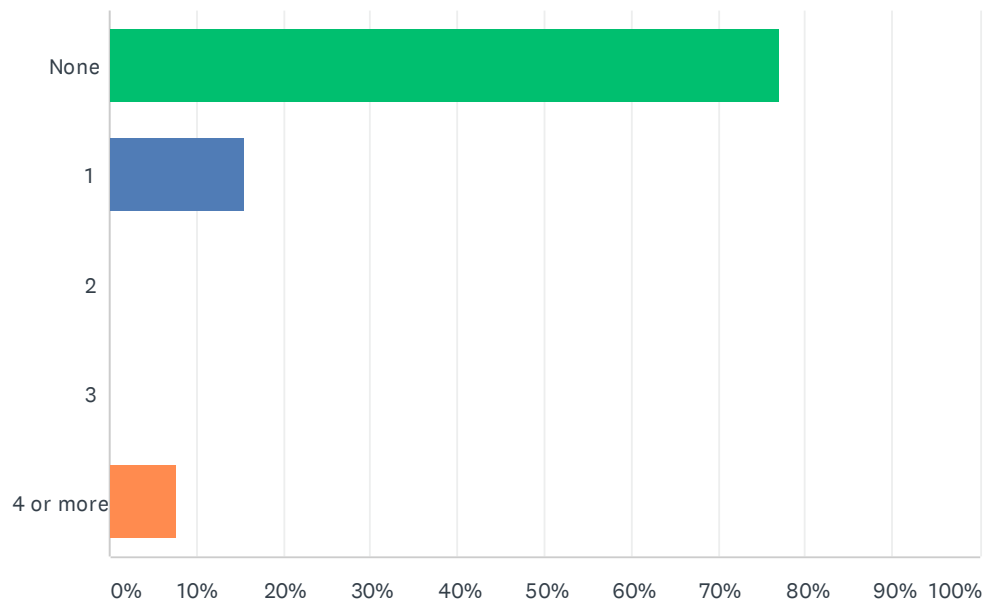
## Houston County Title I Parent Satisfaction Survey

ANSWER CHOICES	RESPONSES	
School website	0.00%	0
Edmodo	0.00%	0
Marquee	0.00%	0
Other (please specify)	0.00%	0
Newsletters/Flyers	7.69%	1
Text Messages/Messaging Apps	7.69%	1
Infinite Campus (MS and HS only)	7.69%	1
Email	15.38%	2
School Messenger (Call-out System)	15.38%	2
Class Dojo	23.08%	3
Social Media (School Facebook, Instagram or Twitter pages)	23.08%	3
<b>TOTAL</b>		<b>13</b>

#	OTHER (PLEASE SPECIFY)	DATE
	There are no responses.	

## Q8 How many school-related parent events have you participated this year?

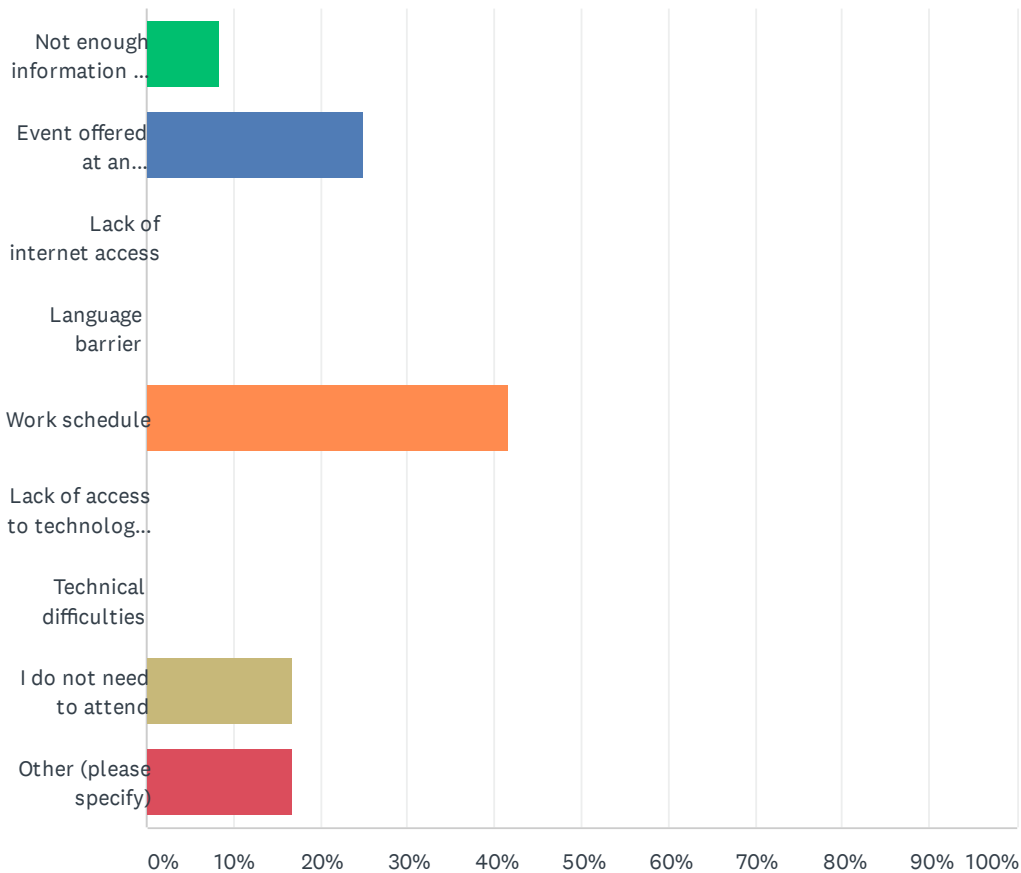
Answered: 13 Skipped: 1



ANSWER CHOICES	RESPONSES	
None	76.92%	10
1	15.38%	2
2	0.00%	0
3	0.00%	0
4 or more	7.69%	1
<b>TOTAL</b>		<b>13</b>

### Q9 If you have been unable to participate in virtual events hosted by your child's school, what limits your participation?

Answered: 12 Skipped: 2



ANSWER CHOICES	RESPONSES	
Not enough information or notice is provided	8.33%	1
Event offered at an inconvenient time	25.00%	3
Lack of internet access	0.00%	0
Language barrier	0.00%	0
Work schedule	41.67%	5
Lack of access to technology (computer, tablet or cell phone)	0.00%	0
Technical difficulties	0.00%	0
I do not need to attend	16.67%	2
Other (please specify)	16.67%	2
<b>Total Respondents: 12</b>		

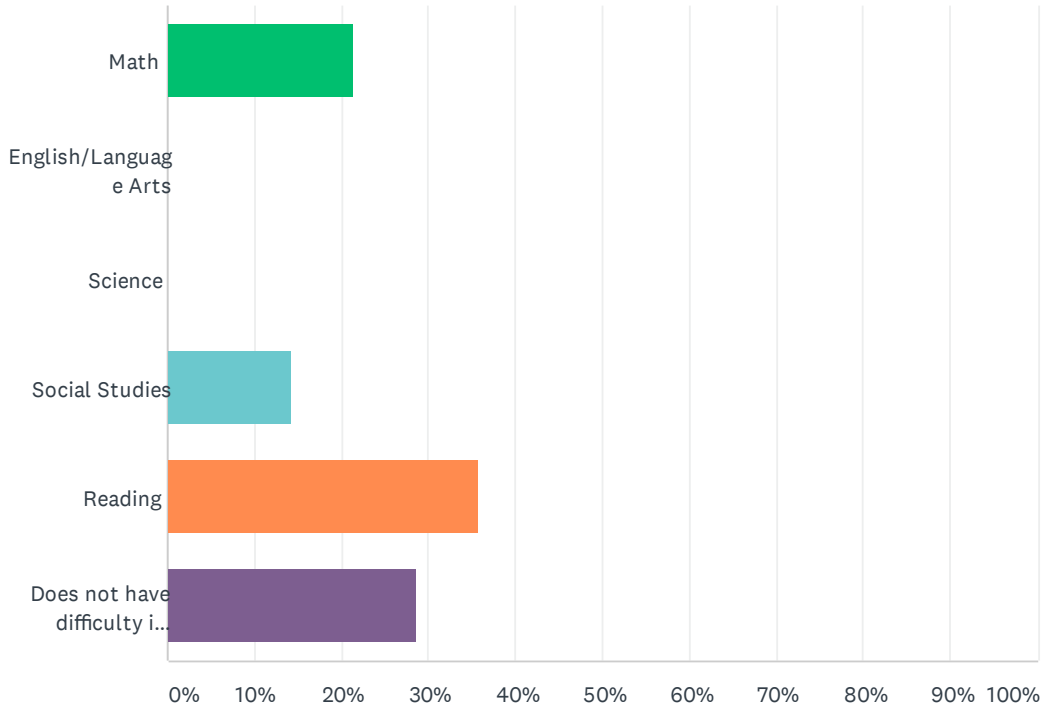


## Houston County Title I Parent Satisfaction Survey

#	OTHER (PLEASE SPECIFY)	DATE
1	None	3/5/2021 2:43 PM
2	there have been no virtual events to attend	3/1/2021 2:33 PM

### Q10 Choose the subject area that you feel your student has the most difficulty mastering.

Answered: 14 Skipped: 0

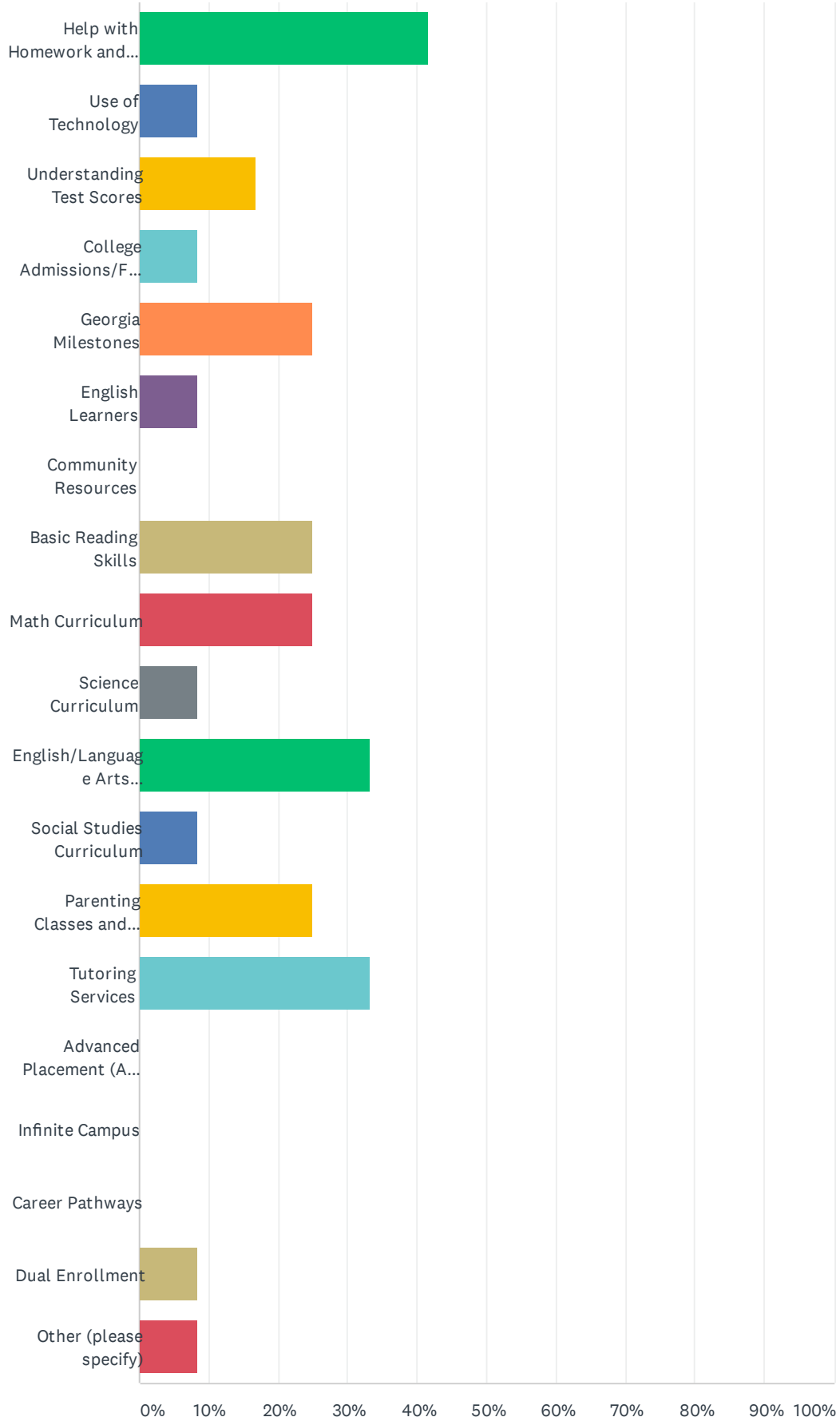


ANSWER CHOICES	RESPONSES	
Math	21.43%	3
English/Language Arts	0.00%	0
Science	0.00%	0
Social Studies	14.29%	2
Reading	35.71%	5
Does not have difficulty in any subject area	28.57%	4
<b>TOTAL</b>		<b>14</b>

Q11 To better help my student, I would benefit from receiving additional support in: (check all that apply).

Answered: 12 Skipped: 2

# Houston County Title I Parent Satisfaction Survey



## Houston County Title I Parent Satisfaction Survey

ANSWER CHOICES	RESPONSES	
Help with Homework and Study Skills	41.67%	5
Use of Technology	8.33%	1
Understanding Test Scores	16.67%	2
College Admissions/Financial Aid	8.33%	1
Georgia Milestones	25.00%	3
English Learners	8.33%	1
Community Resources	0.00%	0
Basic Reading Skills	25.00%	3
Math Curriculum	25.00%	3
Science Curriculum	8.33%	1
English/Language Arts Curriculum	33.33%	4
Social Studies Curriculum	8.33%	1
Parenting Classes and Resources (discipline, attendance, health and wellness, etc.)	25.00%	3
Tutoring Services	33.33%	4
Advanced Placement (AP) Courses	0.00%	0
Infinite Campus	0.00%	0
Career Pathways	0.00%	0
Dual Enrollment	8.33%	1
Other (please specify)	8.33%	1
Total Respondents: 12		

#	OTHER (PLEASE SPECIFY)	DATE
1	just practicing at home	3/1/2021 2:33 PM

## Q12 What topics do you think teachers and administrators need to discuss or learn more about to better support your family and help your student be successful in school?

Answered: 7 Skipped: 7

#	RESPONSES	DATE
1	N/A	3/1/2021 5:16 PM
2	N/A	3/1/2021 5:12 PM
3	I think it would be wise to ask open ended questions and have the parents and family's write out and respond what it is that they are looking for and or need.	3/1/2021 2:33 PM
4	... Computer Technology...A.I...	2/24/2021 4:16 PM
5	Teaching methods for various personality types	2/18/2021 11:09 AM
6	N/A	2/18/2021 7:28 AM
7	They need to learn to stop judging families who need help. The slick comments are not funny. I want them to put students first.	2/17/2021 9:54 PM