



Account	Description	Budget	Adjustments	Adj. Budget	Expensed	Encumbered	Available
A 1010.40	Contractual	3,050.00	0.00	3,050.00	860.78	2,221.72	-32.50
A 1010.45	Supplies & Materials	150.00	0.00	150.00	124.90	0.00	25.10
A 1010.49	BOCES Services	3,550.00	0.00	3,550.00	1,420.00	0.00	2,130.00
1010	BOARD OF EDUCATION	6,750.00	0.00	6,750.00	2,405.68	2,221.72	2,122.60
A 1040.16	District Clerk Salaries	2,000.00	0.00	2,000.00	833.35	1,547.60	-380.95
A 1040.40	Contractual	475.00	0.00	475.00	0.00	0.00	475.00
A 1040.45	Supplies & Materials	100.00	0.00	100.00	0.00	0.00	100.00
1040	DISTRICT CLERK	2,575.00	0.00	2,575.00	833.35	1,547.60	194.05
A 1060.16	District Meeting Salaries	250.00	0.00	250.00	0.00	0.00	250.00
1060	DISTRICT MEETING	250.00	0.00	250.00	0.00	0.00	250.00
10		9,575.00	0.00	9,575.00	3,239.03	3,769.32	2,566.65
A 1240.15	Central Administration Salaries	124,800.00	0.00	124,800.00	60,000.00	65,000.00	-200.00
A 1240.16	Non-Instructional Salaries	23,857.00	0.00	23,857.00	11,010.96	11,928.72	917.32
A 1240.40	Contractual	1,600.00	0.00	1,600.00	917.58	250.00	432.42
A 1240.45	Supplies & Materials	1,769.00	0.00	1,769.00	849.85	46.94	872.21
1240	CHIEF SCHOOL ADMINISTRATOR	152,026.00	0.00	152,026.00	72,778.39	77,225.66	2,021.95
12		152,026.00	0.00	152,026.00	72,778.39	77,225.66	2,021.95
A 1310.16	Business Administration Salaries	74,556.00	0.00	74,556.00	34,410.12	37,278.36	2,867.52
A 1310.40	Contractual	325.00	0.00	325.00	280.00	0.00	45.00
A 1310.45	Supplies & Materials	350.00	0.00	350.00	141.24	0.00	208.76
A 1310.49	BOCES Services	24,305.00	0.00	24,305.00	7,806.18	0.00	16,498.82
1310	BUSINESS ADMINISTRATION	99,536.00	0.00	99,536.00	42,637.54	37,278.36	19,620.10
A 1320.40	Auditing	13,500.00	0.00	13,500.00	14,164.22	0.00	-664.22
1320	AUDITING	13,500.00	0.00	13,500.00	14,164.22	0.00	-664.22
A 1325.16	Treasurer Salaries	39,396.00	0.00	39,396.00	18,201.97	19,912.32	1,281.71
A 1325.40	Contractual	0.00	0.00	0.00	0.00	275.00	-275.00
A 1325.45	Supplies & Materials	500.00	0.00	500.00	576.01	246.86	-322.87
1325	TREASURER	39,896.00	0.00	39,896.00	18,777.98	20,434.18	683.84
A 1330.16	Tax Collector Salaries	4,500.00	0.00	4,500.00	1,636.36	2,863.64	0.00
A 1330.40	Contractual	1,185.00	0.00	1,185.00	1,075.33	0.00	109.67
A 1330.45	Supplies & Materials	135.00	0.00	135.00	314.35	0.00	-179.35
1330	TAX COLLECTOR	5,820.00	0.00	5,820.00	3,026.04	2,863.64	-69.68
A 1345.16	Purchasing Salaries	7,600.00	0.00	7,600.00	3,507.48	3,799.90	292.62

Minerva CSD
Appropriation Status Detail Report By Function From 7/1/2024 To 12/31/2024



Account	Description	Budget	Adjustments	Adj. Budget	Expensed	Encumbered	Available
A 1345.40	Contractual	100.00	0.00	100.00	0.00	0.00	100.00
A 1345.49	BOCES Services	1,616.00	0.00	1,616.00	646.40	0.00	969.60
1345	PURCHASING	9,316.00	0.00	9,316.00	4,153.88	3,799.90	1,362.22
13		168,068.00	0.00	168,068.00	82,759.66	64,376.08	20,932.26
A 1420.40	Legal Contractual	9,100.00	0.00	9,100.00	6,533.00	8,600.00	-6,033.00
1420	LEGAL	9,100.00	0.00	9,100.00	6,533.00	8,600.00	-6,033.00
A 1430.49	Personnel BOCES	1,600.00	0.00	1,600.00	640.00	0.00	960.00
1430	PERSONNEL	1,600.00	0.00	1,600.00	640.00	0.00	960.00
A 1460.16	Records Management Salaries	1,664.00	0.00	1,664.00	768.24	832.20	63.56
1460	RECORDS MANAGEMENT OFFICER	1,664.00	0.00	1,664.00	768.24	832.20	63.56
14		12,364.00	0.00	12,364.00	7,941.24	9,432.20	-5,009.44
A 1620.16	Operation of Plant Salaries	183,902.00	0.00	183,902.00	65,240.22	68,631.67	50,030.11
A 1620.161	Non-Instructional Salaries Overtime	1,200.00	0.00	1,200.00	80.70	0.00	1,119.30
A 1620.166	Non-Instructional Salaries Substitutes	2,500.00	0.00	2,500.00	4,787.20	0.00	-2,287.20
A 1620.40	Contractual	45,811.00	0.00	45,811.00	30,297.48	4,410.56	11,102.96
A 1620.41	Contractual Heating Fuel	51,000.00	0.00	51,000.00	7,527.06	26,934.14	16,538.80
A 1620.42	Contractual Electricity	30,000.00	0.00	30,000.00	32,101.32	16,050.66	-18,151.98
A 1620.45	Supplies & Materials	11,950.00	0.00	11,950.00	13,076.93	1,664.49	-2,791.42
A 1620.49	BOCES Services	50,077.00	0.00	50,077.00	18,149.80	0.00	31,927.20
1620	OPERATION OF PLANT	376,440.00	0.00	376,440.00	171,260.71	117,691.52	87,487.77
A 1621.20	Equipment	19,216.00	3,800.00	23,016.00	4,978.63	3,800.00	14,237.37
A 1621.40	Contractual	30,124.00	3,250.00	33,374.00	21,903.92	17,687.35	-6,217.27
A 1621.45	Supplies & Materials	12,733.00	255.00	12,988.00	3,329.06	2,051.29	7,607.65
1621	MAINTENANCE OF PLANT	62,073.00	7,305.00	69,378.00	30,211.61	23,538.64	15,627.75
A 1660.16	Central Storeroom Non-Instructional	1,754.00	0.00	1,754.00	809.40	876.92	67.68
1660	CENTRAL STOREROOM	1,754.00	0.00	1,754.00	809.40	876.92	67.68
A 1670.40	Contractual	14,902.00	7,053.55	21,955.55	2,137.30	13,141.45	6,676.80
A 1670.45	Supplies & Materials	3,708.00	0.00	3,708.00	2,433.99	193.49	1,080.52
A 1670.49	BOCES Services	985.00	0.00	985.00	161.00	0.00	824.00
1670	CENTRAL PRINTING & MAILING	19,595.00	7,053.55	26,648.55	4,732.29	13,334.94	8,581.32
A 1680.49	BOCES Services	11,309.00	0.00	11,309.00	7,480.81	0.00	3,828.19
1680	CENTRAL DATA PROCESSING	11,309.00	0.00	11,309.00	7,480.81	0.00	3,828.19
16		471,171.00	14,358.55	485,529.55	214,494.82	155,442.02	115,592.71



Account	Description	Budget	Adjustments	Adj. Budget	Expensed	Encumbered	Available
A 1910.40	Unallocated Insurance	750.00	0.00	750.00	0.00	0.00	750.00
1910	UNALLOCATED INSURANCE	750.00	0.00	750.00	0.00	0.00	750.00
A 1920.40	School Association Dues	11,138.00	0.00	11,138.00	12,758.29	2,350.00	-3,970.29
1920	SCHOOL ASSOCIATION DUES	11,138.00	0.00	11,138.00	12,758.29	2,350.00	-3,970.29
A 1950.40	Assessments on School Property	2,500.00	0.00	2,500.00	0.00	0.00	2,500.00
1950	ASSESSMENTS ON SCHOOL PROPERTY	2,500.00	0.00	2,500.00	0.00	0.00	2,500.00
A 1964.40	Refund on Real Property Taxes	1,500.00	0.00	1,500.00	0.00	0.00	1,500.00
1964	REFUND ON REAL PROPERTY TAXES	1,500.00	0.00	1,500.00	0.00	0.00	1,500.00
A 1981.49	Administrative Charge BOCES	24,323.00	0.00	24,323.00	23,323.00	0.00	1,000.00
1981	BOCES ADMINISTRATIVE COSTS	24,323.00	0.00	24,323.00	23,323.00	0.00	1,000.00
19	**	40,211.00	0.00	40,211.00	36,081.29	2,350.00	1,779.71
1	***	853,415.00	14,358.55	867,773.55	417,294.43	312,595.28	137,883.84
A 2010.15	Curriculum Dev & Supervision Salaries	47,840.00	0.00	47,840.00	22,200.00	24,050.00	1,590.00
A 2010.40	Contractual	1,500.00	0.00	1,500.00	150.00	0.00	1,350.00
A 2010.45	Supplies & Materials	588.00	0.00	588.00	177.20	0.00	410.80
2010	CURRICULUM DEVEL & SUPERVISION	49,928.00	0.00	49,928.00	22,527.20	24,050.00	3,350.80
A 2020.45	Supplies & Materials	200.00	0.00	200.00	0.00	0.00	200.00
2020	SUPERVISION-REGULAR SCHOOL	200.00	0.00	200.00	0.00	0.00	200.00
A 2060.15	Research Planning & Evaluation	16,600.00	0.00	16,600.00	8,996.04	7,500.04	103.92
A 2060.40	Contractual	300.00	0.00	300.00	0.00	0.00	300.00
A 2060.45	Supplies & Materials	50.00	0.00	50.00	0.00	0.00	50.00
A 2060.49	BOCES Services	2,701.00	0.00	2,701.00	1,891.64	0.00	809.36
2060	RESEARCH, PLANNING & EVALUAT	19,651.00	0.00	19,651.00	10,887.68	7,500.04	1,263.28
A 2070.15	In Service Training Salaries	0.00	0.00	0.00	0.00	0.00	0.00
A 2070.40	Contractual	1,595.00	0.00	1,595.00	243.88	0.00	1,351.12
A 2070.49	BOCES Services	35,967.00	0.00	35,967.00	12,627.34	0.00	23,339.66
2070	INSERVICE TRAINING-INSTRUCTION	37,562.00	0.00	37,562.00	12,871.22	0.00	24,690.78
20	**	107,341.00	0.00	107,341.00	46,286.10	31,550.04	29,504.86
A 2110.10	Teaching Pre-K	21,083.00	0.00	21,083.00	7,857.01	20,203.56	-6,977.57
A 2110.12	Teaching Reg School Salaries	379,818.00	0.00	379,818.00	96,836.57	218,330.92	64,650.51
A 2110.13	Instructional Salaries 7-12	570,165.00	0.00	570,165.00	165,871.09	402,974.04	1,319.87
A 2110.13C	Instructional Salaries 7-12	6,464.00	0.00	6,464.00	600.42	0.00	5,863.58
A 2110.14B	Instructional Salaries Substitutes	22,750.00	0.00	22,750.00	8,690.25	0.00	14,059.75



Account	Description	Budget	Adjustments	Adj. Budget	Expensed	Encumbered	Available
A2110.146-R	Instructional Salaries Substitutes	0.00	0.00	0.00	29,041.67	1,659.52	-30,701.19
A2110.16	Non-Instructional Salaries	0.00	0.00	0.00	10,630.53	18,237.40	-28,867.93
A2110.166	Non-Instructional Salaries	3,000.00	0.00	3,000.00	1,453.50	0.00	1,546.50
A2110.40	Contractual	5,895.00	625.00	6,520.00	10,739.00	6,385.00	-10,604.00
A2110.45	Supplies & Materials	17,344.00	479.55	17,823.55	6,847.98	1,678.75	9,296.82
A2110.48	Textbooks	12,487.00	274.00	12,761.00	3,105.43	274.00	9,381.57
A2110.49	BOCES Services	3,992.00	0.00	3,992.00	1,017.97	0.00	2,974.03
2110	TEACHING-REGULAR SCHOOL	1,042,998.00	1,378.55	1,044,376.55	342,691.42	669,743.19	31,941.94
21		1,042,998.00	1,378.55	1,044,376.55	342,691.42	669,743.19	31,941.94
A2250.15	Progs. Students w/ disabilities Salaries	454,119.00	0.00	454,119.00	144,375.13	353,054.96	-43,311.09
A2250.16	Non-Instructional Salaries	93,908.00	0.00	93,908.00	29,822.79	50,076.60	14,008.61
A2250.40	Contractual	91,531.00	1,480.00	93,011.00	30,850.90	69,807.50	-7,647.40
A2250.45	Supplies & Materials	3,750.00	0.00	3,750.00	1,287.01	2,809.67	-346.68
A2250.48	Textbooks	610.00	0.00	610.00	0.00	438.00	172.00
A2250.49	BOCES Services	202,461.00	0.00	202,461.00	53,798.08	0.00	148,662.92
2250	PROGRAMS-STUDENTS W/ DISABIL	846,379.00	1,480.00	847,859.00	260,133.91	476,186.73	111,538.36
A2280.15	Occupational Education Salaries	186,951.00	0.00	186,951.00	44,870.07	100,649.42	41,431.51
A2280.40	Contractual	450.00	0.00	450.00	0.00	0.00	450.00
A2280.45	Supplies & Materials	5,648.00	0.00	5,648.00	1,701.59	313.24	3,633.17
A2280.49	BOCES Services	80,472.00	0.00	80,472.00	32,188.80	0.00	48,283.20
2280	OCCUPATIONAL EDUCATION	273,521.00	0.00	273,521.00	78,760.46	100,962.66	93,797.88
22		1,119,900.00	1,480.00	1,121,380.00	338,894.37	577,149.39	205,336.24
A2330.15	Teaching Special Schools Salaries	8,550.00	0.00	8,550.00	0.00	0.00	8,550.00
A2330.15D	Teaching Special Schools Salaries	0.00	0.00	0.00	4,535.65	0.00	-4,535.65
A2330.45	Supplies & Materials	300.00	0.00	300.00	0.00	0.00	300.00
2330	TEACHING-SPECIAL SCHOOLS	8,850.00	0.00	8,850.00	4,535.65	0.00	4,314.35
23		8,850.00	0.00	8,850.00	4,535.65	0.00	4,314.35
A2610.15	Instructional Media Salaries	69,027.00	0.00	69,027.00	19,692.33	50,637.48	-1,302.81
A2610.15C	Instructional Media Salaries	2,220.00	0.00	2,220.00	0.00	0.00	2,220.00
A2610.40	Contractual	625.00	0.00	625.00	0.00	0.00	625.00
A2610.45	Supplies & Materials	1,329.00	0.00	1,329.00	671.72	0.00	657.28
A2610.46	Supplies & Materials- Library Aid	2,750.00	42.24	2,792.24	861.66	1,736.98	193.60
A2610.49	BOCES Services	15,076.00	0.00	15,076.00	8,107.42	0.00	6,968.58



Account	Description	Budget	Adjustments	Adj. Budget	Expensed	Encumbered	Available
2610	SCHOOL LIBRARY & AUDIOVISUAL	91,027.00	42.24	91,069.24	29,333.13	52,374.46	9,361.65
A 2630.22	Equipment	1,000.00	0.00	1,000.00	0.00	0.00	1,000.00
A 2630.40	Contractual	1,000.00	0.00	1,000.00	0.00	0.00	1,000.00
A 2630.45	Supplies & Materials	5,780.00	0.00	5,780.00	78.38	215.98	5,485.64
A 2630.46	Software	19,824.00	0.00	19,824.00	15,627.74	43.20	4,153.06
A 2630.49	BOCES Services	141,394.00	0.00	141,394.00	71,809.16	0.00	69,584.84
2630	COMPUTER ASSISTED INSTRUCTION	168,998.00	0.00	168,998.00	87,515.28	259.18	81,223.54
26		260,025.00	42.24	260,067.24	116,848.41	52,633.64	90,585.19
A 2805.16	Attendance Reg School Salaries	4,368.00	0.00	4,368.00	1,176.00	3,024.00	168.00
2805	ATTENDANCE-REGULAR SCHOOL	4,368.00	0.00	4,368.00	1,176.00	3,024.00	168.00
A 2810.15	Guidance Regular Day Salaries	54,011.00	0.00	54,011.00	14,541.45	37,392.20	2,077.35
A 2810.15C	Guidance Regular Day Salaries	3,000.00	0.00	3,000.00	3,650.51	0.00	-650.51
A 2810.40	Contractual	1,010.00	0.00	1,010.00	220.00	0.00	790.00
A 2810.45	Supplies & Materials	220.00	0.00	220.00	0.00	0.00	220.00
2810	GUIDANCE-REGULAR SCHOOL	58,241.00	0.00	58,241.00	18,411.96	37,392.20	2,436.84
A 2815.16	Health Services Salaries	40,312.00	0.00	40,312.00	11,261.70	26,749.14	2,301.16
A 2815.40	Contractual	3,685.00	0.00	3,685.00	1,848.00	1,605.00	232.00
A 2815.45	Supplies & Materials	500.00	0.00	500.00	194.23	141.64	164.13
2815	HEALTH SERVICES-REGULAR SCHOOL	44,497.00	0.00	44,497.00	13,303.93	28,495.78	2,697.29
A 2820.15	Psychological Services Salaries	10,800.00	0.00	10,800.00	5,600.00	0.00	5,200.00
A 2820.40	Contractual	20,000.00	0.00	20,000.00	10,000.00	10,000.00	0.00
A 2820.45	Supplies & Materials	0.00	1,484.10	1,484.10	1,543.46	0.00	-59.36
2820	PSYCHOLOGICAL SRVC-REG SCHOOL	30,800.00	1,484.10	32,284.10	17,143.46	10,000.00	5,140.64
A 2825.15	Social Work Services Salaries	61,737.00	0.00	61,737.00	23,912.35	34,056.95	3,767.70
A 2825.40	Social Worker	4,150.00	0.00	4,150.00	675.00	3,325.00	150.00
A 2825.45	Supplies and Materials	309.00	0.00	309.00	269.69	0.00	39.31
2825	SOCIAL WORK SRVC-REG SCHOOL	66,196.00	0.00	66,196.00	24,857.04	37,381.95	3,957.01
A 2850.15	Co-Curricular Activities Salaries	26,706.00	0.00	26,706.00	6,749.60	0.00	19,956.40
A 2850.16	Non-Instructional Salaries	16,959.00	0.00	16,959.00	6,205.68	6,722.75	4,030.57
A 2850.40	Contractual	19,125.00	0.00	19,125.00	1,602.78	1,345.00	16,177.22
A 2850.45	Supplies & Materials	3,806.00	165.03	3,971.03	67.08	428.03	3,475.92
2850	CO-CURRICULAR ACTIV-REG SCHL	66,596.00	165.03	66,761.03	14,625.14	8,495.78	43,640.11
A 2855.15	Interscholastic Athletics Salaries	22,441.00	0.00	22,441.00	7,005.00	0.00	15,436.00


Minerva CSD
Appropriation Status Detail Report By Function From 7/1/2024 To 12/31/2024



Account	Description	Budget	Adjustments	Adj. Budget	Expensed	Encumbered	Available
A 2855.152	Interscholastic Athletics Salaries	14,604.00	0.00	14,604.00	135.15	0.00	14,468.85
A 2855.16	Non-Instructional Salaries	500.00	0.00	500.00	195.00	0.00	305.00
A 2855.20	Equipment	5,000.00	0.00	5,000.00	1,948.98	0.00	3,051.02
A 2855.40	Contractual	8,395.00	10,000.00	18,395.00	228.08	10,000.00	8,166.92
A 2855.45	Supplies & Materials	5,000.00	0.00	5,000.00	1,461.24	0.00	3,538.76
A 2855.49	BOCES Services	9,303.00	0.00	9,303.00	756.53	0.00	8,546.47
2855	INTERSCHOL ATHLETICS-REG SCHL	65,243.00	10,000.00	75,243.00	11,729.98	10,000.00	53,513.02
28		335,941.00	11,649.13	347,590.13	101,247.51	134,789.71	111,552.91
A 5510.15	District Transportation Salaries	2,875,055.00	14,549.92	2,889,604.92	950,503.46	1,465,865.97	473,235.49
A 5510.16	District Transportation Salaries	0.00	0.00	0.00	129.20	0.00	-129.20
A 5510.161	Non-Instructional Salaries OT	7,500.00	0.00	7,500.00	64,250.62	71,873.43	-10,028.05
A 5510.163	Non-Instructional Salaries Game Transportation	0.00	0.00	0.00	5,770.01	0.00	1,729.99
A 5510.166	Non-Instructional Salaries Substitutes	4,000.00	0.00	4,000.00	0.00	0.00	4,000.00
A 5510.21	Bus Purchases	100,000.00	0.00	100,000.00	63,663.34	0.00	36,336.66
A 5510.40	Contractual	14,300.00	0.00	14,300.00	1,710.50	269.40	12,320.10
A 5510.45	Supplies & Materials	40,300.00	556.03	40,856.03	7,934.13	10,225.22	22,696.68
A 5510.49	BOCES Services - Bus Driver Training	6,100.00	0.00	6,100.00	888.54	0.00	5,211.46
5510	DISTRICT TRANSPORT-MEDICAID	298,296.00	556.03	298,852.03	145,734.38	82,368.05	70,749.60
A 5530.40	Contractual	31,650.00	250.00	31,900.00	7,186.60	6,553.42	18,159.98
A 5530.45	Supplies & Materials	8,979.00	0.00	8,979.00	1,285.29	16.55	7,677.16
5530	GARAGE BUILDING	40,629.00	250.00	40,879.00	8,471.89	6,569.97	25,837.14
A 5581.49	BOCES Transportation	85.00	0.00	85.00	0.00	0.00	85.00
5581	TRANSPORTATION FROM BOCES	85.00	0.00	85.00	0.00	0.00	85.00
55		339,010.00	806.03	339,816.03	154,206.27	88,938.02	96,671.74
A 8060.16	Civic Activities Salaries	339,010.00	806.03	339,816.03	154,206.27	88,938.02	96,671.74
5		2,000.00	0.00	2,000.00	1,269.38	0.00	730.62
8060	CIVIC ACTIVITIES	2,000.00	0.00	2,000.00	1,269.38	0.00	730.62
A 8070.16	Census Non-Instructional Salaries	800.00	0.00	800.00	400.00	400.00	0.00
8070	CENSUS	800.00	0.00	800.00	400.00	400.00	0.00
80		2,800.00	0.00	2,800.00	1,669.38	400.00	730.62
8		2,800.00	0.00	2,800.00	1,669.38	400.00	730.62
A 9010.8	State Retirement	99,612.00	0.00	99,612.00	101,706.00	0.00	-2,094.00



Account	Description	Budget	Adjustments	Adj. Budget	Expensed	Encumbered	Available
9010	STATE RETIREMENT	99,612.00	0.00	99,612.00	101,706.00	0.00	-2,094.00
A 9020.8	Teachers Retirement	221,414.00	0.00	221,414.00	0.00	0.00	221,414.00
9020	TEACHERS' RETIREMENT	221,414.00	0.00	221,414.00	0.00	0.00	221,414.00
A 9030.8	Social Security	210,286.00	0.00	210,286.00	72,959.29	122,278.85	15,047.86
9030	SOCIAL SECURITY	210,286.00	0.00	210,286.00	72,959.29	122,278.85	15,047.86
A 9040.8	Workers Compensation	23,909.00	0.00	23,909.00	23,453.15	0.00	455.85
9040	WORKERS' COMPENSATION	23,909.00	0.00	23,909.00	23,453.15	0.00	455.85
A 9045.8	Life Insurance	680.00	0.00	680.00	0.00	0.00	680.00
9045	LIFE INSURANCE	680.00	0.00	680.00	0.00	0.00	680.00
A 9050.8	Unemployment	0.00	0.00	0.00	113.13	0.00	-113.13
9050	UNEMPLOYMENT INSURANCE	0.00	0.00	0.00	113.13	0.00	-113.13
A 9060.8	Hospitalization Insurance	1,245,000.00	0.00	1,245,000.00	332,896.96	162.00	911,941.04
9060	HOSPITAL, MEDICAL & DENTAL INS	1,245,000.00	0.00	1,245,000.00	332,896.96	162.00	911,941.04
90		1,800,901.00	0.00	1,800,901.00	531,128.53	122,440.85	1,147,331.62
A 9711.6	Serial Bonds Principal School Const	204,933.00	0.00	204,933.00	0.00	0.00	204,933.00
A 9711.7	Serial Bonds Interest School Const	35,921.00	0.00	35,921.00	0.00	0.00	35,921.00
9711		240,854.00	0.00	240,854.00	0.00	0.00	240,854.00
97		240,854.00	0.00	240,854.00	0.00	0.00	240,854.00
A 9901.93	To School Food Service Fund	60,000.00	0.00	60,000.00	60,000.00	0.00	0.00
9901	TRANSFER TO SPECIAL AID	60,000.00	0.00	60,000.00	60,000.00	0.00	0.00
99		60,000.00	0.00	60,000.00	60,000.00	0.00	0.00
9		2,101,755.00	0.00	2,101,755.00	591,128.53	122,440.85	1,388,185.62
Fund A Totals:		6,172,035.00	29,714.50	6,201,749.50	2,114,802.07	1,990,240.12	2,096,707.31
Grand Totals:		6,172,035.00	29,714.50	6,201,749.50	2,114,802.07	1,990,240.12	2,096,707.31



Minerva CSD

Revenue Status Report By Function From 7/1/2024 To 12/31/2024



Account	Description	Budget	Adjustments	Revised Budget	Revenue Earned	Unearned Revenue
A 1001	Real Property Taxes	3,828,144.00	0.00	3,828,144.00	0.00	3,828,144.00
A 1085	STAR	112,479.00	0.00	112,479.00	0.00	112,479.00
A 1090	Interest on Taxes	3,500.00	0.00	3,500.00	0.00	3,500.00
A 1311	Individual Tuition	45,000.00	0.00	45,000.00	16,250.00	28,750.00
A 1335	Other Student Fees & Charges	0.00	0.00	0.00	708.00	-708.00
A 2401	Investments	85,000.00	0.00	85,000.00	58,684.30	26,315.70
A 2700	Reimbursement OD Med Part D	10,000.00	0.00	10,000.00	19,174.64	-9,174.64
A 2701	Refund of Prior Year's Expense	20,000.00	0.00	20,000.00	7,052.12	12,947.88
A 2705	Gifts & Donations	0.00	0.00	0.00	40.04	-40.04
A 2770	Miscellaneous (Specify)	0.00	0.00	0.00	5,930.23	-5,930.23
A 3101	Basic Formula	1,334,632.00	0.00	1,334,632.00	272,028.18	1,062,603.82
A 3101.B	Excess cost	86,944.00	0.00	86,944.00	26,621.65	60,322.35
A 3102	Lottery Aid	59,677.00	0.00	59,677.00	30,021.53	29,655.47
A 3103	BOCES Aid	132,118.00	0.00	132,118.00	0.00	132,118.00
A 3260	Textbook Aid	6,000.00	0.00	6,000.00	1,455.00	4,545.00
A 3262	Software Aid	1,573.00	0.00	1,573.00	0.00	1,573.00
A 3263	State Aid Library	656.00	0.00	656.00	0.00	656.00
A 4601	Medicaid Reimbursement	25,000.00	0.00	25,000.00	5,211.41	19,788.59
A 5031	Interfund Transfers	20,000.00	0.00	20,000.00	0.00	20,000.00
A 5050	Interfund Transfer for Debt Service	5,000.00	0.00	5,000.00	0.00	5,000.00
A Totals:		5,775,723.00	0.00	5,775,723.00	443,177.10	5,332,545.90
Grand Totals:		5,775,723.00	0.00	5,775,723.00	443,177.10	5,332,545.90

Minerva CSD


Appropriation Status Detail Report By Function From 7/1/2024 To 12/31/2024



Account	Description	Budget	Adjustments	Adj. Budget	Expensed	Encumbered	Available
C.2860.16	Non-Instructional Salaries - Lunch	36,406.69	0.00	36,406.69	11,904.99	24,887.79	-386.09
C.2860.160	Non-Instructional Salaries - Breakfast	36,406.69	0.00	36,406.69	11,951.01	24,887.95	-432.27
C.2860.166	Non-Instructional Salaries - Subs	1,000.00	0.00	1,000.00	102.00	0.00	898.00
C.2860.4	Contractual - Lunch	1,000.00	0.00	1,000.00	206.11	0.00	793.89
C.2860.40	Contractual - Breakfast	1,000.00	0.00	1,000.00	135.47	0.00	864.53
C.2860.41	Food - Lunch	42,000.00	0.00	42,000.00	21,175.18	25.00	20,799.82
C.2860.410	Food - Breakfast	15,000.00	0.00	15,000.00	7,084.57	0.00	7,915.43
C.2860.45	Supplies & Materials - Lunch	2,500.00	0.00	2,500.00	1,103.93	195.38	1,200.69
C.2860.450	Supplies & Materials - Breakfast	2,500.00	0.00	2,500.00	1,228.56	146.37	1,125.07
2860		137,813.38	0.00	137,813.38	54,891.82	50,142.49	32,779.07
28		137,813.38	0.00	137,813.38	54,891.82	50,142.49	32,779.07
2		137,813.38	0.00	137,813.38	54,891.82	50,142.49	32,779.07
C.9030.8	Social Security - Lunch	5,000.00	0.00	5,000.00	1,811.48	3,819.98	-631.46
C.9030.80	Social Security - Breakfast	3,000.00	0.00	3,000.00	0.00	0.00	3,000.00
9030		8,000.00	0.00	8,000.00	1,811.48	3,819.98	2,368.54
C.9060.8	Health Insurance - Lunch	15,170.00	0.00	15,170.00	4,667.31	0.00	10,502.69
C.9060.80	Health Insurance - Breakfast	15,170.00	0.00	15,170.00	4,667.31	0.00	10,502.69
9060		30,340.00	0.00	30,340.00	9,334.62	0.00	21,005.38
90		38,340.00	0.00	38,340.00	11,146.10	3,819.98	23,373.92
9		38,340.00	0.00	38,340.00	11,146.10	3,819.98	23,373.92
	Fund CTotals:	176,153.38	0.00	176,153.38	66,037.92	53,962.47	56,152.99
	Grand Totals:	176,153.38	0.00	176,153.38	66,037.92	53,962.47	56,152.99




Account	Description	Budget	Adjustments	Revised Budget	Revenue Earned	Unearned Revenue
C 1440	Sale of Meals	2,500.00	0.00	2,500.00	798.25	1,701.75
C 1445	Sale of Meals	5,000.00	0.00	5,000.00	1,394.25	3,605.75
C 2665	Sale of Equipment	0.00	0.00	0.00	110.00	-110.00
C 3190	State Aid - School Lunch & Milk Prog	85,000.00	0.00	85,000.00	21,447.00	63,553.00
C 4190	Surplus Food	3,900.00	0.00	3,900.00	0.00	3,900.00
C 5031	Transfer from General Fund	60,000.00	0.00	60,000.00	60,000.00	0.00
C Totals:		156,400.00	0.00	156,400.00	83,749.50	72,650.50
Grand Totals:		156,400.00	0.00	156,400.00	83,749.50	72,650.50





Account	Description	Budget	Adjustments	Adj. Budget	Expensed	Encumbered	Available
<u>F 2060.15</u>	Professional Development	0.00	0.00	0.00	7,452.00	0.00	-7,452.00
2060		0.00	0.00	0.00	7,452.00	0.00	-7,452.00
20		0.00	0.00	0.00	7,452.00	0.00	-7,452.00
<u>F 2110.45</u>	Materials and supplies	0.00	0.00	0.00	342.00	0.00	-342.00
2110		0.00	0.00	0.00	342.00	0.00	-342.00
21		0.00	0.00	0.00	342.00	0.00	-342.00
<u>F 2250.159</u>	salaries- 619	0.00	0.00	0.00	0.00	1,177.82	-1,177.82
2250		0.00	0.00	0.00	0.00	1,177.82	-1,177.82
22		0.00	0.00	0.00	0.00	1,177.82	-1,177.82
<u>F 2630.45</u>	Supplies and materials	0.00	6,596.00	6,596.00	6,596.00	331.66	-331.66
<u>F 2630.46</u>	travel	0.00	0.00	0.00	1,269.00	0.00	-1,269.00
2630		0.00	6,596.00	6,596.00	7,865.00	331.66	-1,600.66
26		0.00	6,596.00	6,596.00	7,865.00	331.66	-1,600.66
<u>F 2825.151</u>	Salaries - Title 4	0.00	0.00	0.00	0.00	10,351.65	-10,351.65
2825		0.00	0.00	0.00	0.00	10,351.65	-10,351.65
28		0.00	0.00	0.00	0.00	10,351.65	-10,351.65
2		0.00	6,596.00	6,596.00	15,659.00	11,861.13	-20,924.13
<u>F 9030.8</u>	Social Security	0.00	0.00	0.00	0.00	856.92	-856.92
9030		0.00	0.00	0.00	0.00	856.92	-856.92
90		0.00	0.00	0.00	0.00	856.92	-856.92
9		0.00	0.00	0.00	0.00	856.92	-856.92
Fund FTotals:		0.00	6,596.00	6,596.00	15,659.00	12,718.05	-21,781.05
Grand Totals:		0.00	6,596.00	6,596.00	15,659.00	12,718.05	-21,781.05






Account	Description	Budget	Adjustments	Revised Budget	Revenue Earned	Unearned Revenue
F 3289.1	Other-UPK	0.00	0.00	0.00	2,699.00	-2,699.00
F 3289.4	Title 4	0.00	0.00	0.00	2,000.00	-2,000.00
F 3289.A	Title 2A	0.00	0.00	0.00	3,010.00	-3,010.00
F 4126	Title I	0.00	0.00	0.00	5,704.00	-5,704.00
F 4256.0	Section 611	0.00	0.00	0.00	7,583.00	-7,583.00
F 4256.9	Section 619	0.00	0.00	0.00	226.00	-226.00
F 4289	Other Federal Aid	0.00	0.00	0.00	13,041.40	-13,041.40
F Totals:		0.00	0.00	0.00	34,263.40	-34,263.40
Grand Totals:		0.00	0.00	0.00	34,263.40	-34,263.40



Account	Description	Budget	Adjustments	Adj. Budget	Expensed	Encumbered	Available
H 1620.298-B	Services - Testing	0.00	0.00	0.00	1,476.14	27,030.00	-28,506.14
1620		0.00	0.00	0.00	1,476.14	27,030.00	-28,506.14
16		0.00	0.00	0.00	1,476.14	27,030.00	-28,506.14
1		0.00	0.00	0.00	1,476.14	27,030.00	-28,506.14
H 2110.201	Clerk of the works	0.00	0.00	0.00	7,750.00	10,500.00	-18,250.00
H 2110.240	Legal services	0.00	0.00	0.00	0.00	10,658.41	-10,658.41
H 2110.240-O	Legal - Outlay	0.00	337.50	337.50	0.00	337.50	0.00
H 2110.245	Architect Fees	0.00	0.00	0.00	0.00	87,108.00	-87,108.00
2110		0.00	337.50	337.50	7,750.00	108,603.91	-116,016.41
21		0.00	337.50	337.50	7,750.00	108,603.91	-116,016.41
2		0.00	337.50	337.50	7,750.00	108,603.91	-116,016.41
Fund HTotals:		0.00	337.50	337.50	9,226.14	135,633.91	-144,522.55

Grand Totals:

0.00	337.50	337.50	9,226.14	135,633.91	-144,522.55
------	--------	--------	----------	------------	-------------






Account	Description	Budget	Adjustments	Revised Budget	Revenue Earned	Unearned Revenue
H.2401	Interest	0.00	0.00	0.00	104.04	-104.04
H.5710	Bonds	0.00	0.00	0.00	2,643,240.00	-2,643,240.00
H Totals:		0.00	0.00	0.00	2,643,344.04	-2,643,344.04
Grand Totals:		0.00	0.00	0.00	2,643,344.04	-2,643,344.04





Account	Description	Budget	Adjustments	Revised Budget	Revenue Earned	Unearned Revenue
IE_2401	interest	0.00	0.00	0.00	0.87	-0.87
TE Totals:		0.00	0.00	0.00	0.87	-0.87
Grand Totals:		0.00	0.00	0.00	0.87	-0.87



Minerva CSD

Revenue Status Report By Function From 7/1/2024 To 12/31/2024



Account	Description	Budget	Adjustments	Revised Budget	Revenue Earned	Unearned Revenue
V.2401	interest	0.00	0.00	0.00	1.98	-1.98
V Totals:		0.00	0.00	0.00	1.98	-1.98
Grand Totals:		0.00	0.00	0.00	1.98	-1.98

