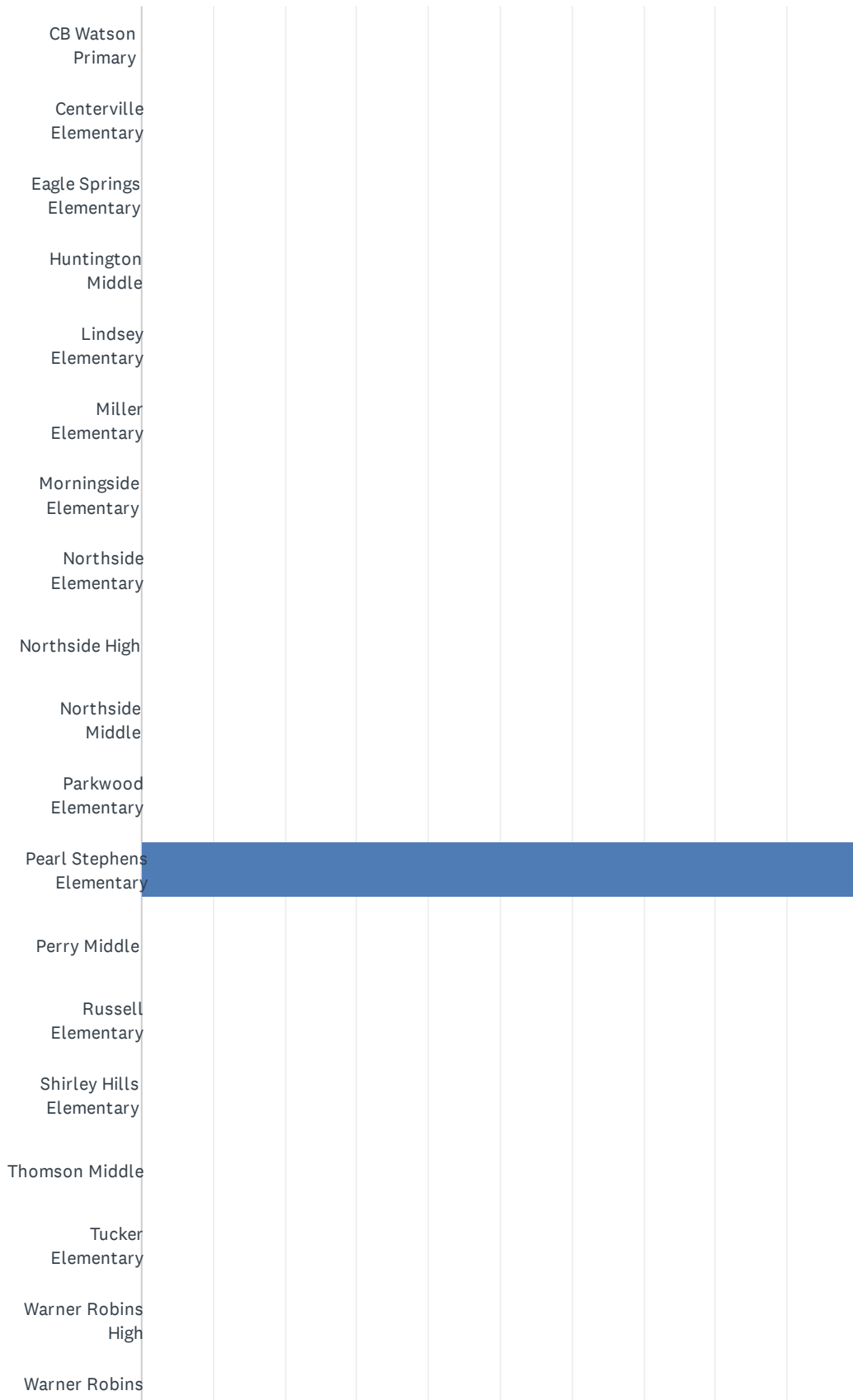
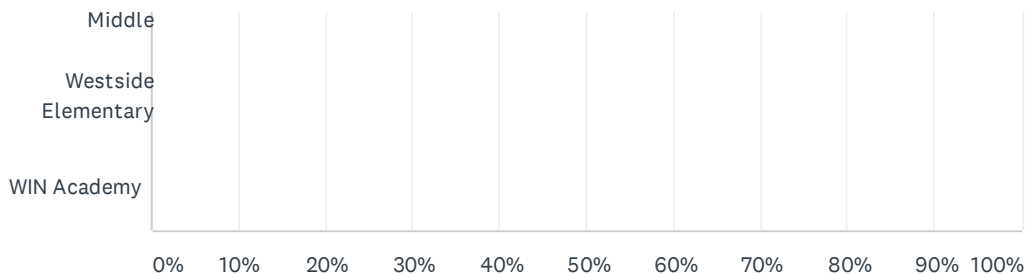


Q1 My child attends

Answered: 19 Skipped: 0



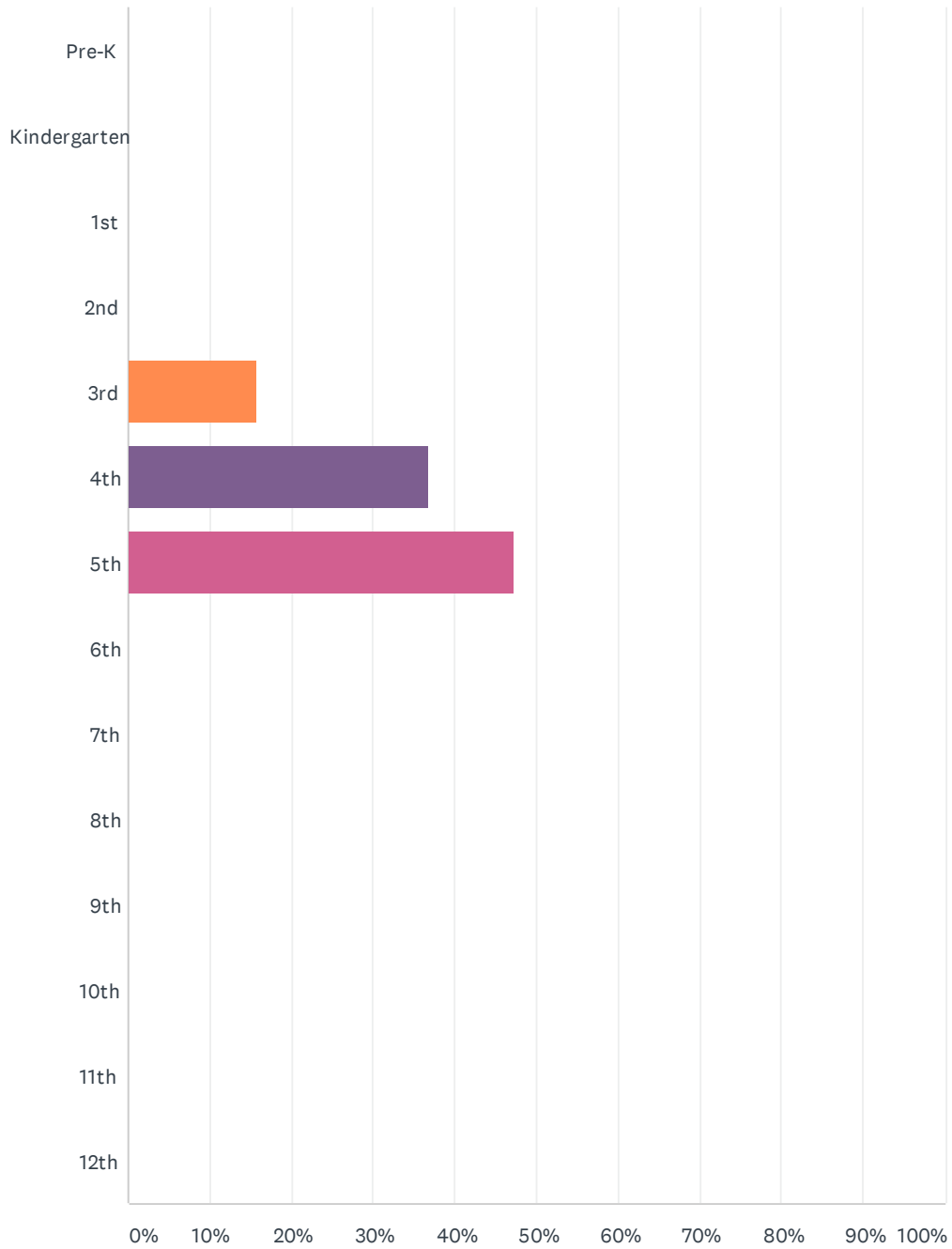
Houston County Title I Parent Satisfaction Survey



| ANSWER CHOICES | RESPONSES | |
|---------------------------|-----------|-----------|
| CB Watson Primary | 0.00% | 0 |
| Centerville Elementary | 0.00% | 0 |
| Eagle Springs Elementary | 0.00% | 0 |
| Huntington Middle | 0.00% | 0 |
| Lindsey Elementary | 0.00% | 0 |
| Miller Elementary | 0.00% | 0 |
| Morningside Elementary | 0.00% | 0 |
| Northside Elementary | 0.00% | 0 |
| Northside High | 0.00% | 0 |
| Northside Middle | 0.00% | 0 |
| Parkwood Elementary | 0.00% | 0 |
| Pearl Stephens Elementary | 100.00% | 19 |
| Pery Middle | 0.00% | 0 |
| Russell Elementary | 0.00% | 0 |
| Shirley Hills Elementary | 0.00% | 0 |
| Thomson Middle | 0.00% | 0 |
| Tucker Elementary | 0.00% | 0 |
| Warner Robins High | 0.00% | 0 |
| Warner Robins Middle | 0.00% | 0 |
| Westside Elementary | 0.00% | 0 |
| WIN Academy | 0.00% | 0 |
| TOTAL | | 19 |

Q2 What grade is your child currently in?

Answered: 19 Skipped: 0

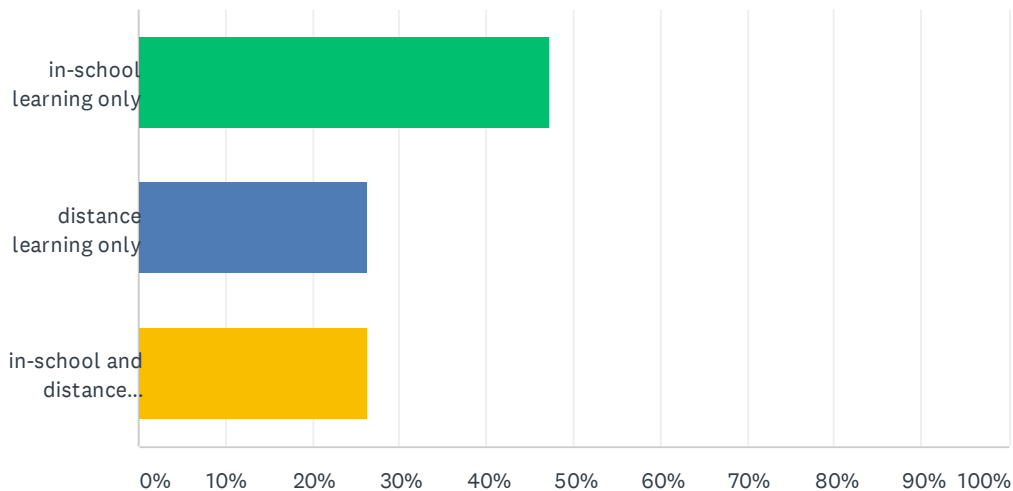


Houston County Title I Parent Satisfaction Survey

| ANSWER CHOICES | RESPONSES | |
|----------------|-----------|-----------|
| Pre-K | 0.00% | 0 |
| Kindergarten | 0.00% | 0 |
| 1st | 0.00% | 0 |
| 2nd | 0.00% | 0 |
| 3rd | 15.79% | 3 |
| 4th | 36.84% | 7 |
| 5th | 47.37% | 9 |
| 6th | 0.00% | 0 |
| 7th | 0.00% | 0 |
| 8th | 0.00% | 0 |
| 9th | 0.00% | 0 |
| 10th | 0.00% | 0 |
| 11th | 0.00% | 0 |
| 12th | 0.00% | 0 |
| TOTAL | | 19 |

Q3 This school year, my child has been enrolled for

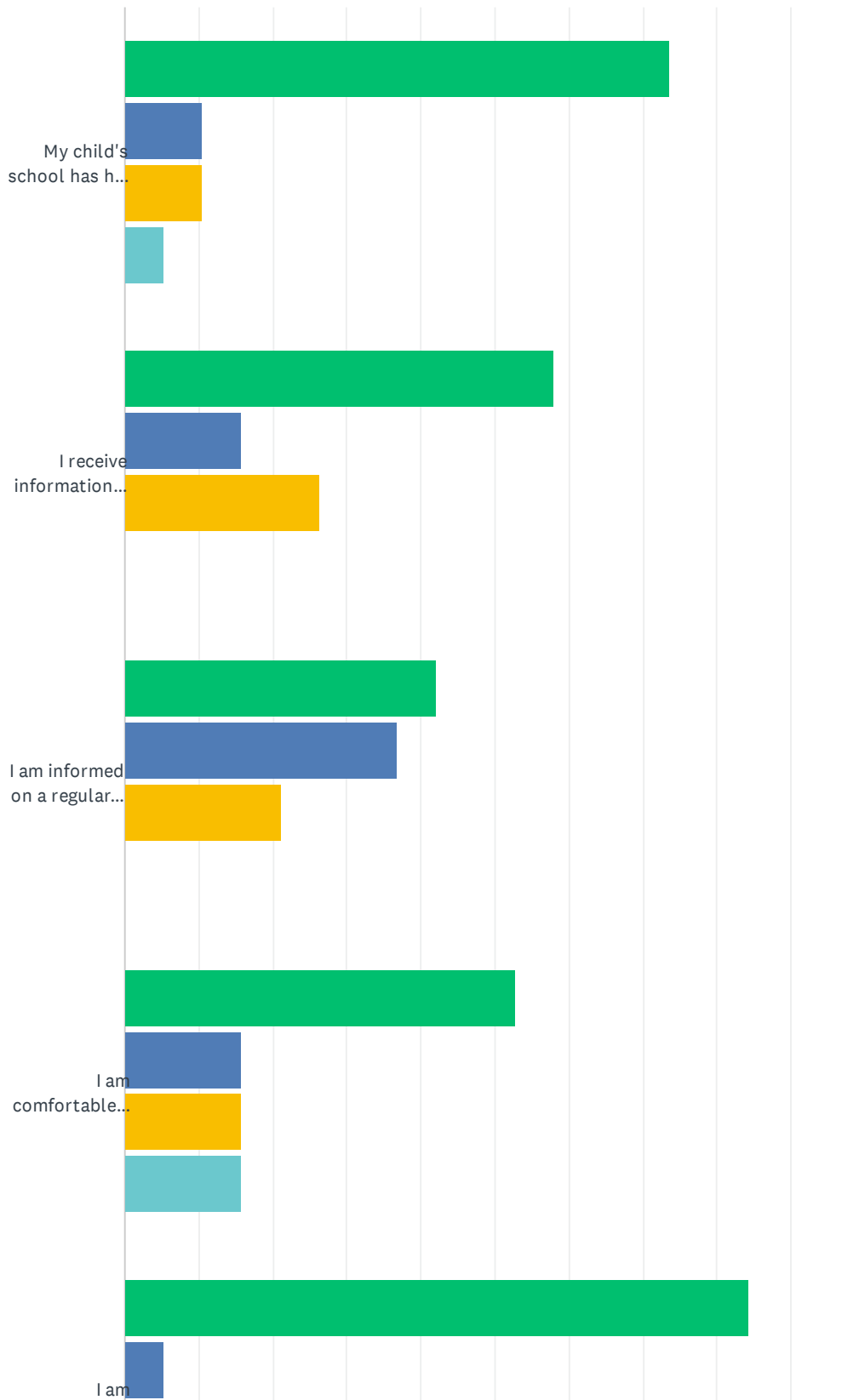
Answered: 19 Skipped: 0



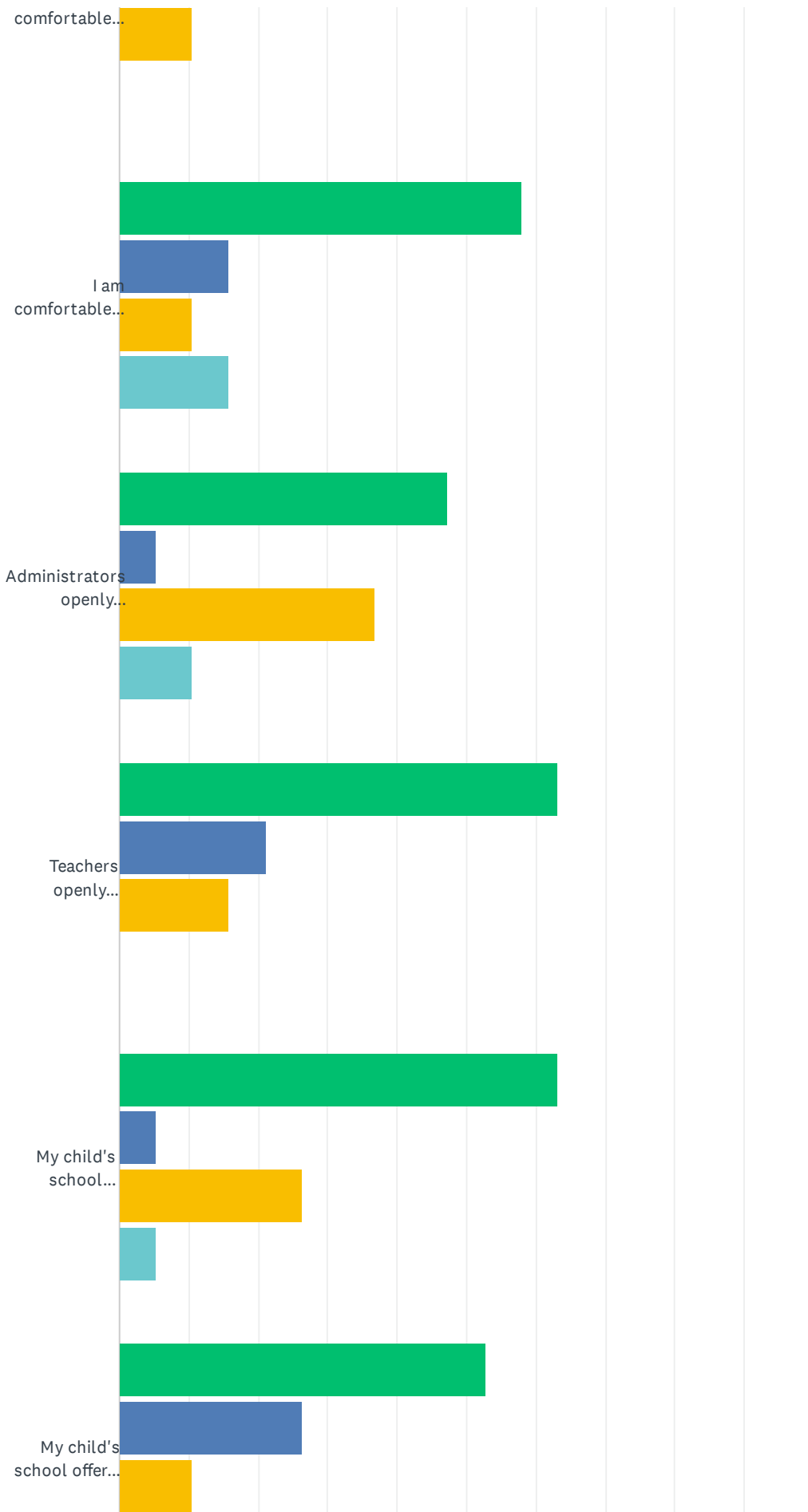
| ANSWER CHOICES | RESPONSES | |
|---------------------------------|-----------|----|
| in-school learning only | 47.37% | 9 |
| distance learning only | 26.32% | 5 |
| in-school and distance learning | 26.32% | 5 |
| TOTAL | | 19 |

Q4 Please read each statement below and indicate how much you agree or disagree.

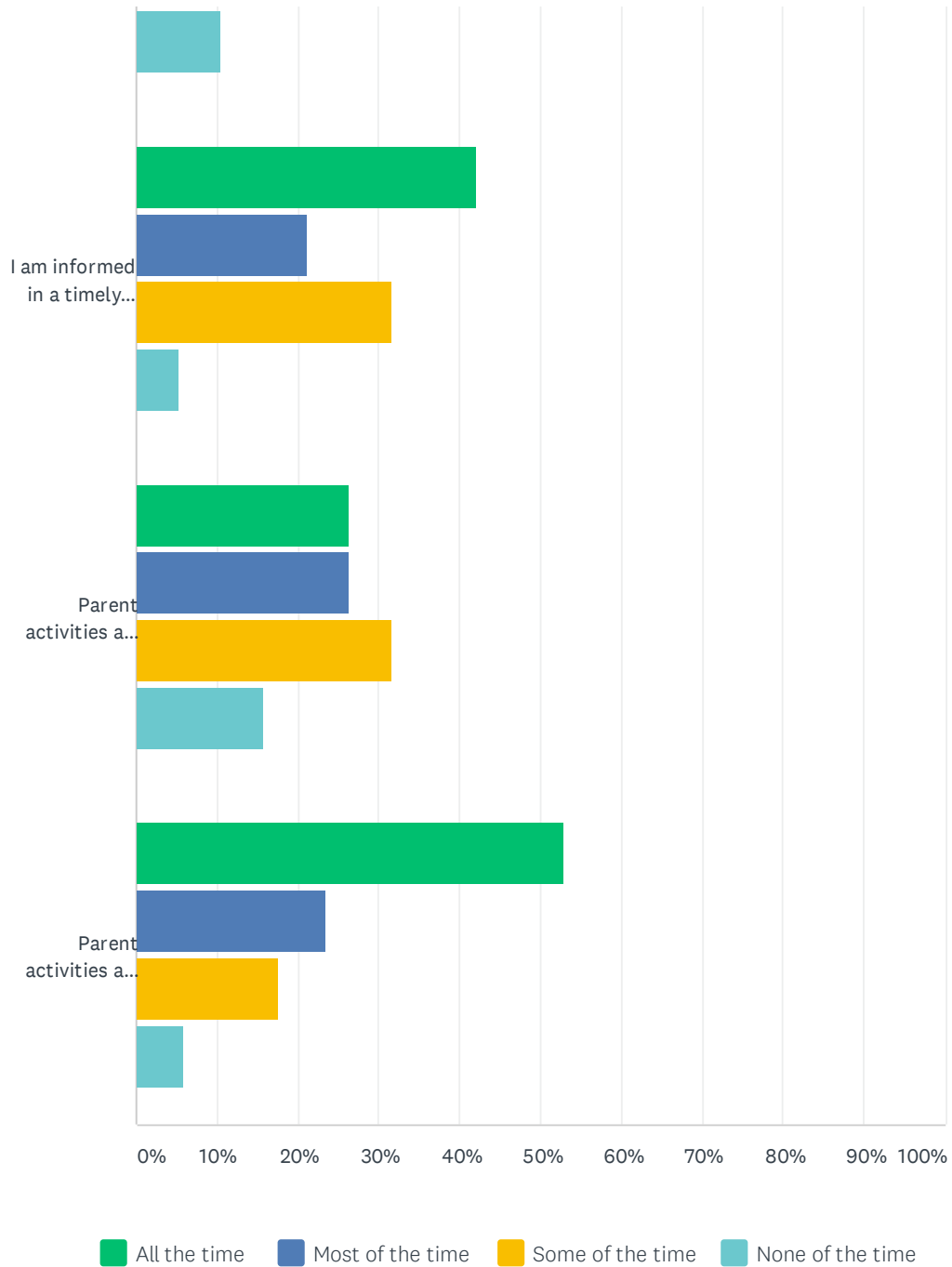
Answered: 19 Skipped: 0



Houston County Title I Parent Satisfaction Survey



Houston County Title I Parent Satisfaction Survey

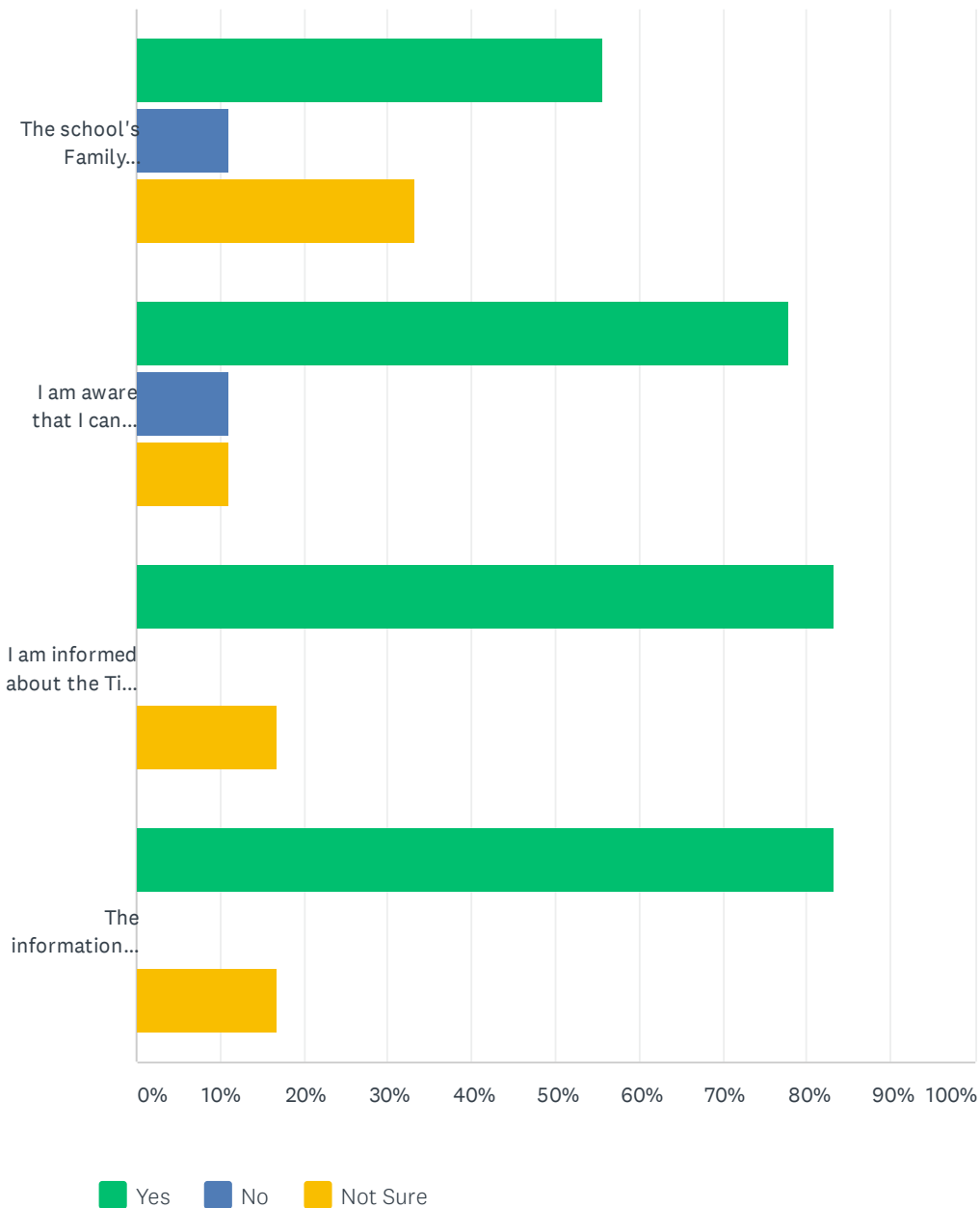


Houston County Title I Parent Satisfaction Survey

| | ALL THE TIME | MOST OF THE TIME | SOME OF THE TIME | NONE OF THE TIME | TOTAL | WEIGHTED AVERAGE |
|--|--------------|------------------|------------------|------------------|-------|------------------|
| My child's school has high expectations for student achievement. | 73.68% 14 | 10.53% 2 | 10.53% 2 | 5.26% 1 | 19 | 1.47 |
| I receive information about grade-level standards and the academic requirements for my child's grade level. | 57.89% 11 | 15.79% 3 | 26.32% 5 | 0.00% 0 | 19 | 1.68 |
| I am informed on a regular basis about my child's academic progress. | 42.11% 8 | 36.84% 7 | 21.05% 4 | 0.00% 0 | 19 | 1.79 |
| I am comfortable communicating with administrators at my child's school. | 52.63% 10 | 15.79% 3 | 15.79% 3 | 15.79% 3 | 19 | 1.95 |
| I am comfortable communicating with my child's teacher(s). | 84.21% 16 | 5.26% 1 | 10.53% 2 | 0.00% 0 | 19 | 1.26 |
| I am comfortable communicating with front office staff members at my child's school. | 57.89% 11 | 15.79% 3 | 10.53% 2 | 15.79% 3 | 19 | 1.84 |
| Administrators openly communicate with parents. | 47.37% 9 | 5.26% 1 | 36.84% 7 | 10.53% 2 | 19 | 2.11 |
| Teachers openly communicate with parents. | 63.16% 12 | 21.05% 4 | 15.79% 3 | 0.00% 0 | 19 | 1.53 |
| My child's school encourages parental engagement. | 63.16% 12 | 5.26% 1 | 26.32% 5 | 5.26% 1 | 19 | 1.74 |
| My child's school offers workshops or activities that educate/inform parents about curriculum and how to help improve students' success in school. | 52.63% 10 | 26.32% 5 | 10.53% 2 | 10.53% 2 | 19 | 1.79 |
| I am informed in a timely manner about parent activities and events. | 42.11% 8 | 21.05% 4 | 31.58% 6 | 5.26% 1 | 19 | 2.00 |
| Parent activities and workshops are offered at various times. | 26.32% 5 | 26.32% 5 | 31.58% 6 | 15.79% 3 | 19 | 2.37 |
| Parent activities and opportunities are useful and beneficial. | 52.94% 9 | 23.53% 4 | 17.65% 3 | 5.88% 1 | 17 | 1.76 |

Q5 Please read the following and respond to each.

Answered: 18 Skipped: 1

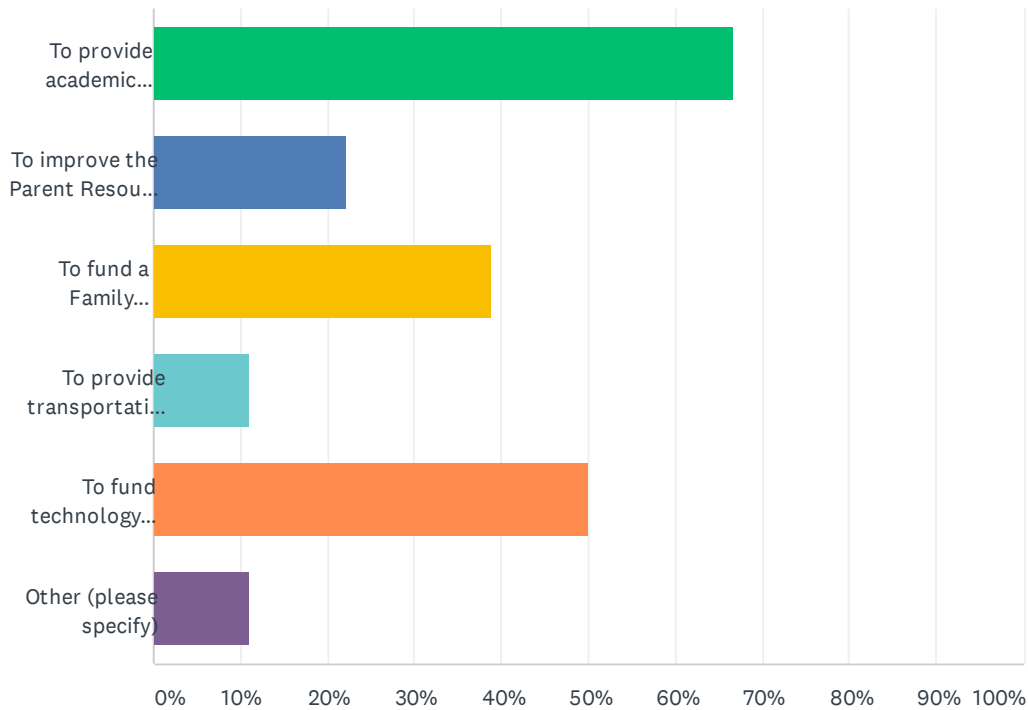


Houston County Title I Parent Satisfaction Survey

| | YES | NO | NOT SURE | TOTAL | WEIGHTED AVERAGE |
|--|--------------|-------------|-------------|-------|------------------|
| The school's Family Engagement Coordinator assists families, supports parent activities and is available for questions or concerns from parents. | 55.56% 10 | 11.11% 2 | 33.33% 6 | 18 | 1.78 |
| I am aware that I can participate in shared decision making opportunities through Parent Input Meetings, Parent Action Team Meetings, Parent-Teacher Conferences, and school/district surveys. | 77.78% 14 | 11.11% 2 | 11.11% 2 | 18 | 1.33 |
| I am informed about the Title I program at my child's school and have access to the Title I Handbook containing the Parent Engagement Plan and School-Parent Compact. | 83.33% 15 | 0.00% 0 | 16.67% 3 | 18 | 1.33 |
| The information provided in the Title I Parent Engagement Plan and Compact is detailed and easy to understand. | 83.33% 15 | 0.00% 0 | 16.67% 3 | 18 | 1.33 |

Q6 How would you like to see parent engagement funds used? (check all that apply)

Answered: 18 Skipped: 1

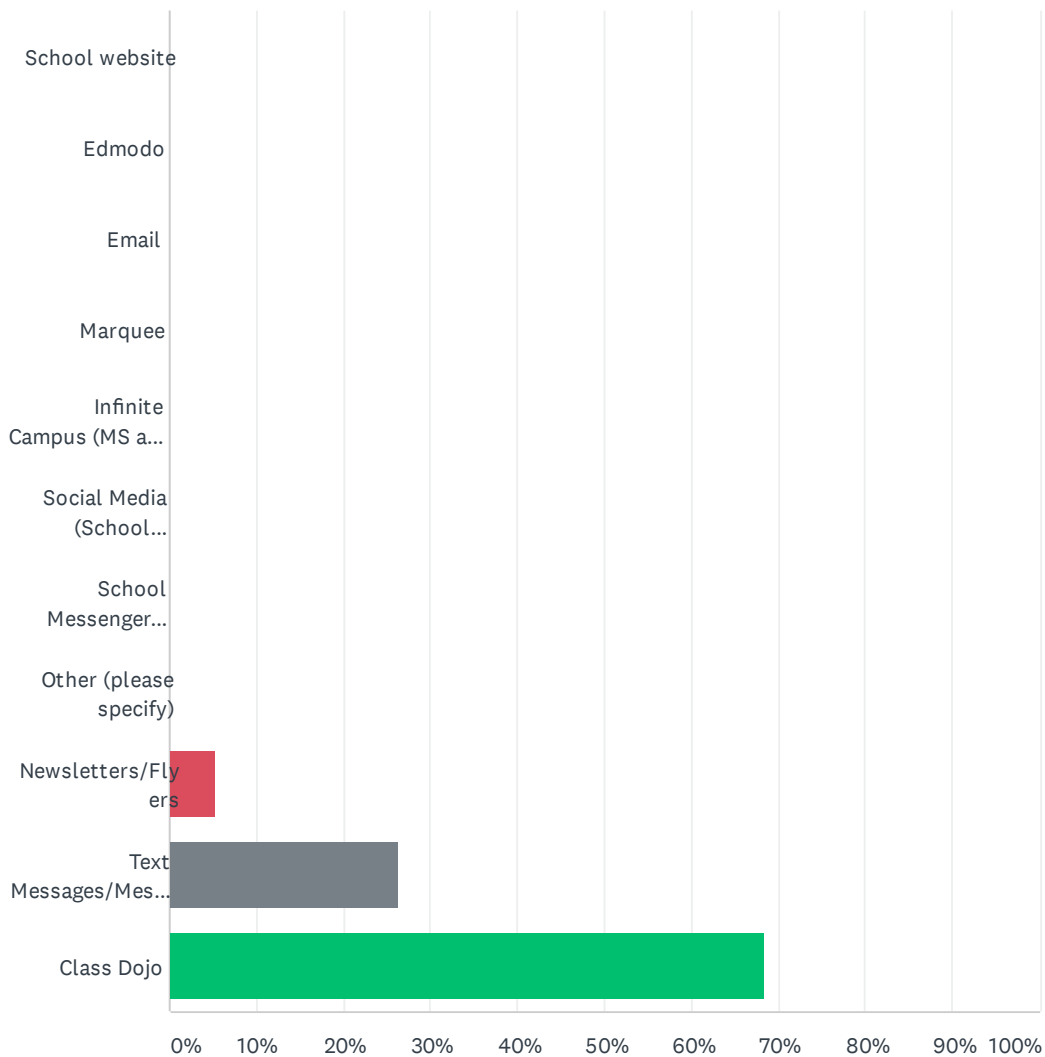


| ANSWER CHOICES | RESPONSES | |
|--|-----------|----|
| To provide academic materials for parents to use with their student at home. | 66.67% | 12 |
| To improve the Parent Resource Center at the school. | 22.22% | 4 |
| To fund a Family Engagement Coordinator to plan and execute family engagement activities and events. | 38.89% | 7 |
| To provide transportation assistance for parents to attend Title I events at school. | 11.11% | 2 |
| To fund technology resources to support parental engagement. | 50.00% | 9 |
| Other (please specify) | 11.11% | 2 |
| Total Respondents: 18 | | |

| # | OTHER (PLEASE SPECIFY) | DATE |
|---|---|-------------------|
| 1 | Provide workshops for the distant learner students and parents. Distant learning can be challenging at time. | 2/26/2021 1:56 PM |
| 2 | Counseling parents and kids on the changes of new technology and sharing ideas to overcome stressful situations | 2/23/2021 5:21 PM |

Q7 What is the ONE way you prefer to receive information about school events?

Answered: 19 Skipped: 0



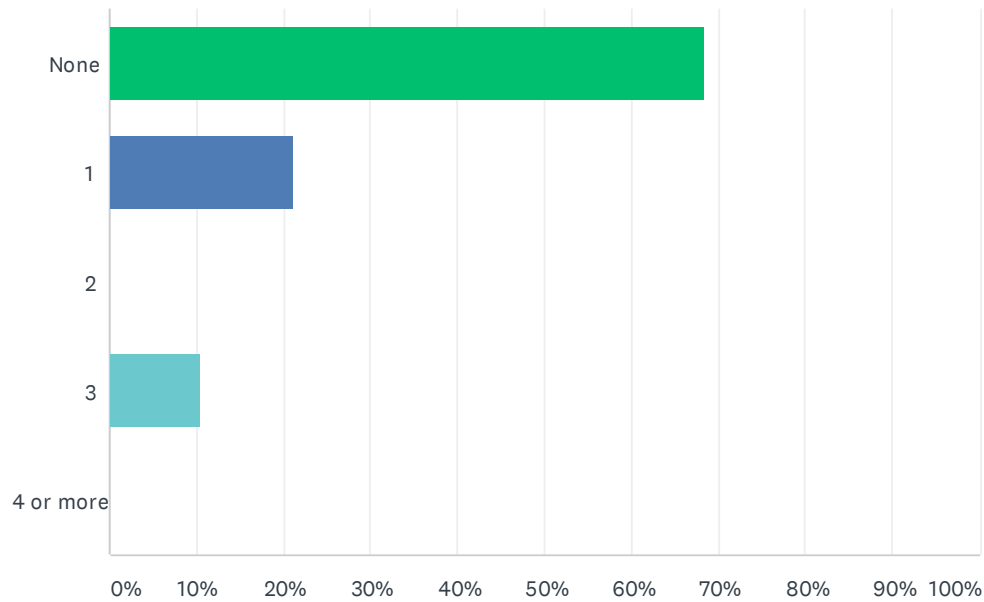
Houston County Title I Parent Satisfaction Survey

| ANSWER CHOICES | RESPONSES | |
|--|-----------|-----------|
| School website | 0.00% | 0 |
| Edmodo | 0.00% | 0 |
| Email | 0.00% | 0 |
| Marquee | 0.00% | 0 |
| Infinite Campus (MS and HS only) | 0.00% | 0 |
| Social Media (School Facebook, Instagram or Twitter pages) | 0.00% | 0 |
| School Messenger (Call-out System) | 0.00% | 0 |
| Other (please specify) | 0.00% | 0 |
| Newsletters/Flyers | 5.26% | 1 |
| Text Messages/Messaging Apps | 26.32% | 5 |
| Class Dojo | 68.42% | 13 |
| TOTAL | | 19 |

| # | OTHER (PLEASE SPECIFY) | DATE |
|---|-------------------------|------|
| | There are no responses. | |

Q8 How many school-related parent events have you participated this year?

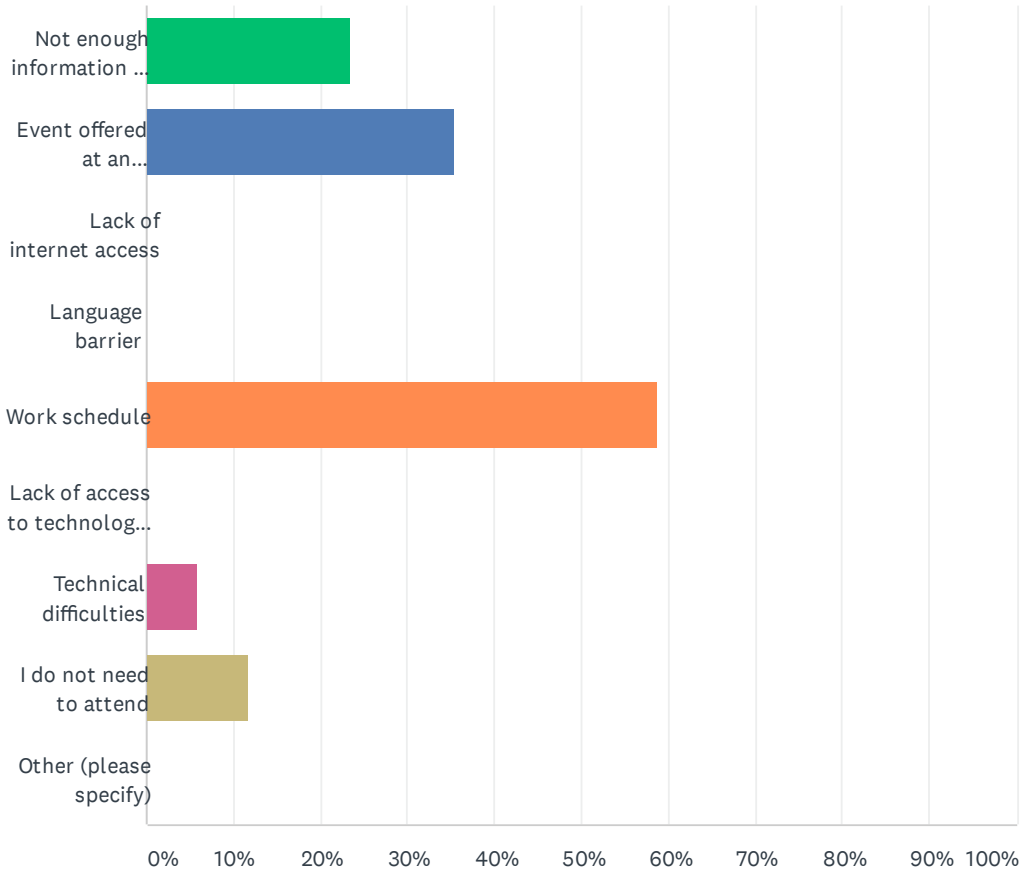
Answered: 19 Skipped: 0



| ANSWER CHOICES | RESPONSES | |
|----------------|-----------|-----------|
| None | 68.42% | 13 |
| 1 | 21.05% | 4 |
| 2 | 0.00% | 0 |
| 3 | 10.53% | 2 |
| 4 or more | 0.00% | 0 |
| TOTAL | | 19 |

Q9 If you have been unable to participate in virtual events hosted by your child's school, what limits your participation?

Answered: 17 Skipped: 2



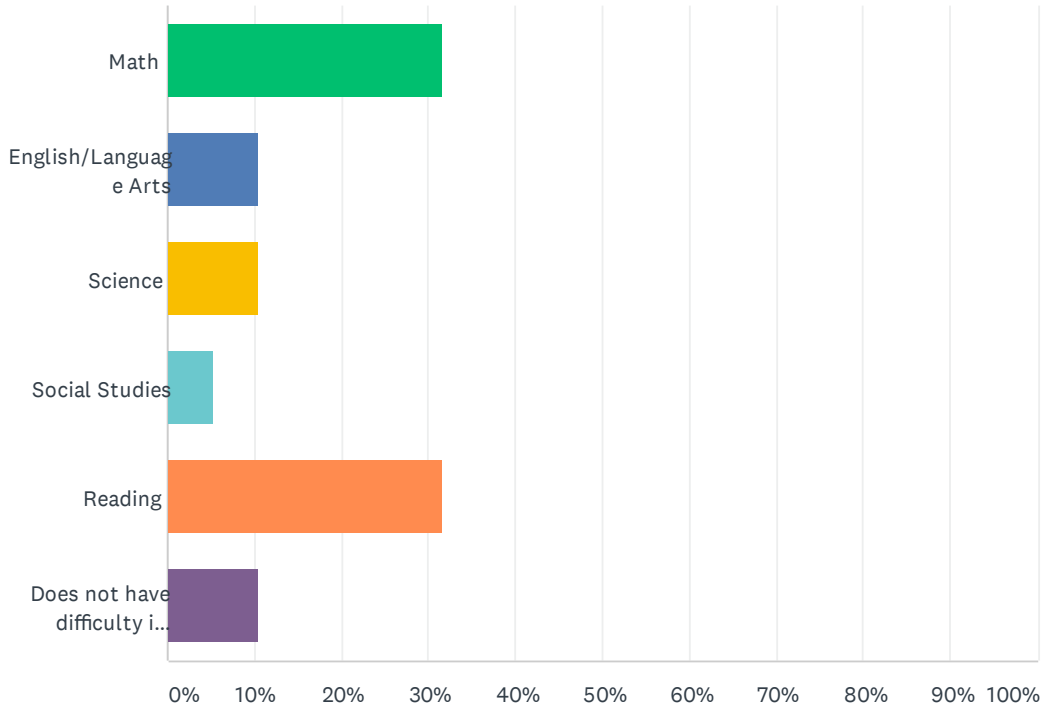
| ANSWER CHOICES | RESPONSES | |
|---|-----------|----|
| Not enough information or notice is provided | 23.53% | 4 |
| Event offered at an inconvenient time | 35.29% | 6 |
| Lack of internet access | 0.00% | 0 |
| Language barrier | 0.00% | 0 |
| Work schedule | 58.82% | 10 |
| Lack of access to technology (computer, tablet or cell phone) | 0.00% | 0 |
| Technical difficulties | 5.88% | 1 |
| I do not need to attend | 11.76% | 2 |
| Other (please specify) | 0.00% | 0 |
| Total Respondents: 17 | | |

Houston County Title I Parent Satisfaction Survey

| # | OTHER (PLEASE SPECIFY) | DATE |
|---|-------------------------|------|
| | There are no responses. | |

Q10 Choose the subject area that you feel your student has the most difficulty mastering.

Answered: 19 Skipped: 0

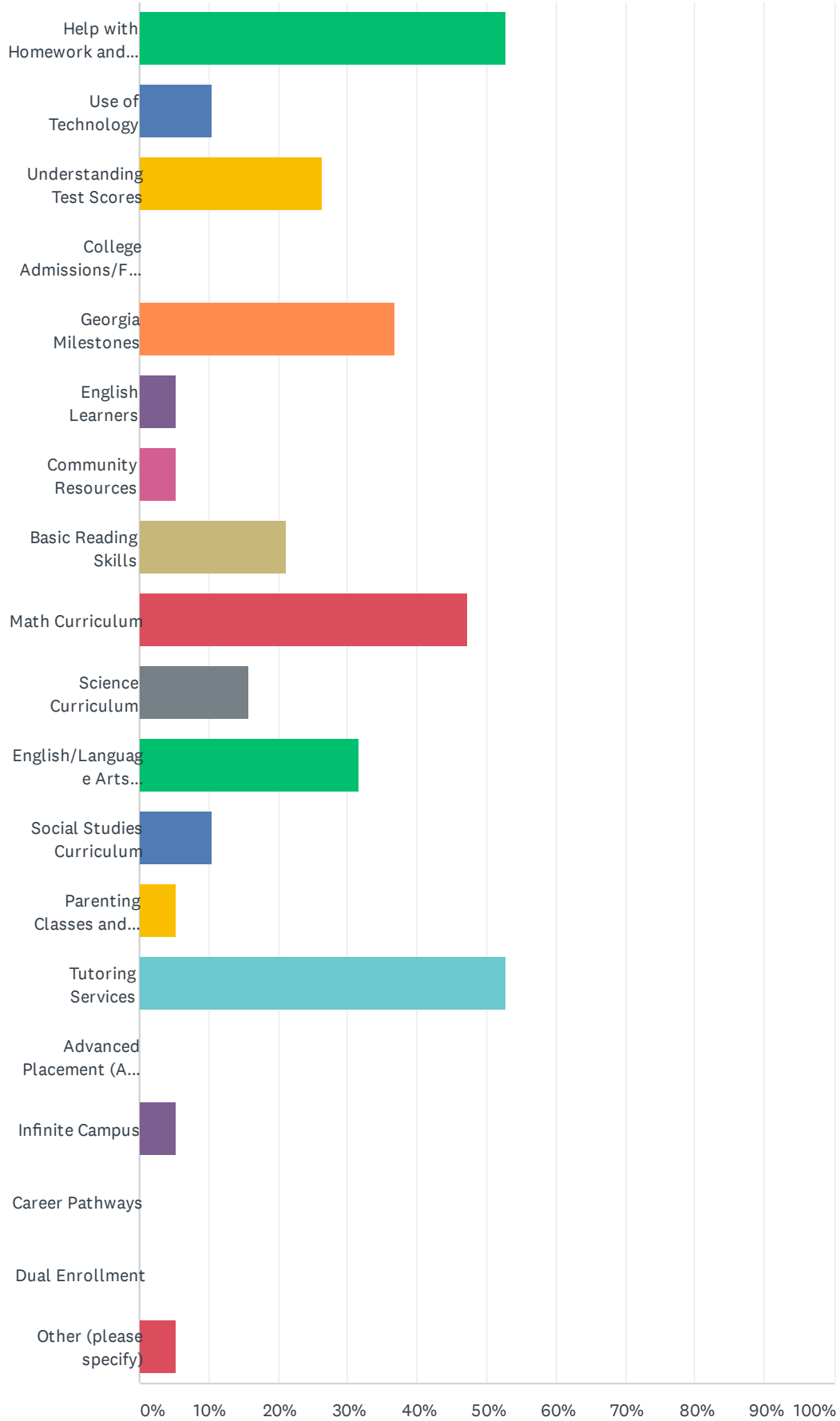


| ANSWER CHOICES | RESPONSES | |
|--|-----------|-----------|
| Math | 31.58% | 6 |
| English/Language Arts | 10.53% | 2 |
| Science | 10.53% | 2 |
| Social Studies | 5.26% | 1 |
| Reading | 31.58% | 6 |
| Does not have difficulty in any subject area | 10.53% | 2 |
| TOTAL | | 19 |

Q11 To better help my student, I would benefit from receiving additional support in: (check all that apply).

Answered: 19 Skipped: 0

Houston County Title I Parent Satisfaction Survey



Houston County Title I Parent Satisfaction Survey

| ANSWER CHOICES | RESPONSES | |
|---|-----------|----|
| Help with Homework and Study Skills | 52.63% | 10 |
| Use of Technology | 10.53% | 2 |
| Understanding Test Scores | 26.32% | 5 |
| College Admissions/Financial Aid | 0.00% | 0 |
| Georgia Milestones | 36.84% | 7 |
| English Learners | 5.26% | 1 |
| Community Resources | 5.26% | 1 |
| Basic Reading Skills | 21.05% | 4 |
| Math Curriculum | 47.37% | 9 |
| Science Curriculum | 15.79% | 3 |
| English/Language Arts Curriculum | 31.58% | 6 |
| Social Studies Curriculum | 10.53% | 2 |
| Parenting Classes and Resources (discipline, attendance, health and wellness, etc.) | 5.26% | 1 |
| Tutoring Services | 52.63% | 10 |
| Advanced Placement (AP) Courses | 0.00% | 0 |
| Infinite Campus | 5.26% | 1 |
| Career Pathways | 0.00% | 0 |
| Dual Enrollment | 0.00% | 0 |
| Other (please specify) | 5.26% | 1 |
| Total Respondents: 19 | | |

| # | OTHER (PLEASE SPECIFY) | DATE |
|---|---------------------------------------|-------------------|
| 1 | The option to have dual every 9 weeks | 2/23/2021 5:21 PM |

Q12 What topics do you think teachers and administrators need to discuss or learn more about to better support your family and help your student be successful in school?

Answered: 8 Skipped: 11

| # | RESPONSES | DATE |
|---|--|-------------------|
| 1 | Distant learners shouldn't have loads of homework daily because it's exhausting to the child. It makes hard for them to be excited about learning. They have more homework on a daily basis than college students. It's not fair to the teachers, parents, nor the students. There has to be a better way. | 2/26/2021 1:56 PM |
| 2 | I think the virtual learning should be more than 20-30 minutes long. How can they gain any kind of comprehension of a subject when there's no time. Everything is in google classroom after 20 minutes of learning. This makes no sense. | 2/25/2021 9:08 AM |
| 3 | Technology because we're leaning towards a digital world now | 2/23/2021 5:21 PM |
| 4 | How to handle situations in school and on the school bus. Needs to communicate every situation about a student and not just certain ones | 2/23/2021 7:51 AM |
| 5 | Learning the new age curriculum. Today's way of learning compared to how parents learned back when they were in school. | 2/22/2021 6:04 PM |
| 6 | Getting more one on one time | 2/18/2021 5:50 AM |
| 7 | N/A | 2/17/2021 1:40 PM |
| 8 | More options when it comes to events, I'm usually at work. More out reach on a scheduled basis to go online and do workshops since we're not going into the school. I'm just getting homework, schoolwork ect and being told have it done. It frustrates me because I have to decide how I'm going to teach this to my child and I'm just swinging it. | 2/17/2021 9:39 AM |