

CENTRAL FOOD EQUIPMENT

Professional Culinary Supplies

Quote

12/11/24



3310 Reynolds Road
Lakeland, FL 33803

Phone: 800-329-4314
Fax: 863-665-6496

LAKE WALES CHARTER SCHOOLS
JANIE HOWARD WILSON
ELEMENTARY SCHOOL
305 FLORIDA AVENUE
LAKE WALES, FLORIDA 33853
863-678-4211

To:
Janie Howard Wilson Elementary
School Rev. B
Serving Line Bid

From:
Central Food Equipment
Rebecca LOVINS
3310 Reynolds Rd.
Lakeland, FL 33803-7325
863-665-4314
(863)665-4314 310 (Contact)

Item	Qty	Description	Sell	Sell Total
1	1 ea	SERVING COUNTER, UTILITY Duke Manufacturing Model No. 307-25SS AeroServ™ Tray Stand Unit, 32"W x 24-1/2"D x 19"H, 20ga stainless steel top, stainless steel body & undershelf, 6"H stainless steel legs & adjustable feet, NSF	\$1,523.70	\$1,523.70
				
	1 ea	MOD-12-32 Extend width of top up to 12", for a 44" or less overall top, with stainless steel fixed brackets	\$129.24	\$129.24
	1 ea	MOD-14-2 14ga stainless steel top, in lieu of standard	\$129.24	\$129.24
	1 ea	P-LAM Veneer plastic laminate on body (NOTE: Manufacturer's standard colors ONLY, metallics, color-core & raised textures may incur additional cost)		
	1 ea	MOD-2P Veneer on customer's side	\$219.37	\$219.37
	1 ea	MOD-P-END Veneer on end, each	\$230.42	\$230.42
	1 ea	MOD-32 For special depth body... *31" deep*	\$305.25	\$305.25
	1 ea	MOD-2S-2CU Kick Plate, customer's side, stainless steel, recessed, screw attached, 1/2" above floor for easy rolling	\$190.46	\$190.46
	2 ea	MOD-2S-E Kick Plate, end, stainless steel, recessed, screw attached, 1/2" above floor for easy rolling	\$219.37	\$438.74
ITEM TOTAL:				\$3,166.42
2	1 ea	SERVING COUNTER, UTILITY Duke Manufacturing Model No. TST-88SS Thurmaduke™ Solid Top Unit, mobile utility counter, 88"W x 32"D x 36"H, 16ga stainless steel top, 20ga stainless steel body & undershelves, 5" dia. gray poly swivel casters & brakes, NSF	\$5,232.60	\$5,232.60
				
	1 ea	MOD-14-6 14ga stainless steel top, in lieu of standard	\$301.85	\$301.85
	1 ea	TDST-X-2 For recessed top (to accommodate griddles, fryers, etc.): *1" recess offset to operator right for 5 well drop-in*	\$812.86	\$812.86

Central Food Equipment



12/11/24

Item	Qty	Description	Sell	Sell Total
	1 ea	ILD Internal Locking Device (on both ends), stainless steel pin & latch line up device under countertop, per unit price (Note: Units required to be portable)	\$183.66	\$183.66
	1 ea	P-LAM Veneer plastic laminate on body (NOTE: Manufacturer's standard colors ONLY, metallics, color-core & raised textures may incur additional cost)		
	1 ea	MOD-6P Veneer on customer's side	\$423.44	\$423.44
	1 ea	SOLID-FX-6CU Tray Slide, customer's side, 88" W x 12-1/4" D, solid stainless steel, on fixed brackets, with (2) 1/8" die-formed rubbing tracks, & mounted 34" high (specify any special height)**10" wide and mounted at 32"***	\$988.02	\$988.02
	1 ea	CUT-OP1 Round cutout with raw edge, in counter top, body panel or a shelf (specify cutout diameter & location)* FOR EXISTING BREATH GUARD /OVERSHELF-TS530-XX-1SN*	\$62.92	\$62.92
	1 ea	CUT-OP3 Rectangular cutout with reinforced edges, in counter top, body panel or a shelf, counter top max. right to left is 4" less than unit length (specify cutout size & location) *OFFSET TO OPERATOR RIGHT*	\$156.45	\$156.45
	1 ea	MOD-LEG 6" high stainless steel legs in lieu of standard casters, with stainless steel adjustable foot		
	1 ea	MOD-HT Special Height Body, per unit		
	1 ea	MOD-HT-34 34" Height Body		
	1 ea	TDST-X-1 For special length not listed (maximum one-piece length of 88"): *96" *	\$305.25	\$305.25
	1 ea	329-6SS Hinged doors, no lock, stainless steel to match body, recessed stainless steel pull	\$2,198.81	\$2,198.81
	1 ea	MOD-2S-6CU Kick Plate, customer's side, stainless steel, recessed, screw attached, 1/2" above floor for easy rolling	\$441.29	\$441.29
	1 ea	1" rear turn up on trayslide	\$309.50	\$309.50
	1 ea	ICB CUSTOM Electric inter connect box with outlets breakers and cord, mounted in the base	\$1,875.71	\$1,875.71
			ITEM TOTAL:	\$13,292.36
2.1	1 ea	HOT FOOD WELL UNIT, DROP-IN, ELECTRIC Duke Manufacturing Model No. ADI-5E-SW Hot Food Drop-In Unit, electric, with (5) 12" x 20" hot food wells, with (2) remote control panels, 74-1/4" long, 12-3/4" high, stainless steel top & interior liners, steel exterior housing, sealed wells with drains, cULus, UL EPH Classified	\$3,161.33	\$3,161.33
	1 ea	208v/60/1-ph, 21.6 amps, 4500 watts		
	1 ea	DCOPPER-5 Drain manifold, copper tube, brass master valve, compression fittings factory assembled, for (5) well unit.	\$564.58	\$564.58
	1 ea	DRAIN-LEFT Locate drains on left	\$79.93	\$79.93
			ITEM TOTAL:	\$3,805.84
3	1 ea	SERVING COUNTER, UTILITY	\$3,759.07	\$3,759.07



Central Food Equipment

12/11/24

Item	Qty	Description	Sell	Sell Total
		Duke Manufacturing Model No. TST-60SS Thurmaduke™ Solid Top Unit, mobile utility counter, 60"W x 32"D x 36"H, 16ga stainless steel top, 20ga stainless steel body & undershelves, 5" dia. gray poly swivel casters & brakes, NSF		
	1 ea	MOD-14-4 14ga stainless steel top, in lieu of standard	\$215.12	\$215.12
	1 ea	ILD Internal Locking Device (on both ends), stainless steel pin & latch line up device under countertop, per unit price (Note: Units required to be portable)	\$183.66	\$183.66
	1 ea	P-LAM Veneer plastic laminate on body (NOTE: Manufacturer's standard colors ONLY, metallics, color-core & raised textures may incur additional cost)		
	1 ea	MOD-4P Veneer on customer's side	\$318.00	\$318.00
	1 ea	MOD-LEG 6" high stainless steel legs in lieu of standard casters, with stainless steel adjustable foot		
	1 ea	MOD-HT Special Height Body, per unit		
	1 ea	MOD-HT-34 34" Height Body		
	1 ea	MOD-2S-4CU Kick Plate, customer's side, stainless steel, recessed, screw attached, 1/2" above floor for easy rolling	\$315.45	\$315.45
			ITEM TOTAL:	\$4,791.30
4	1 ea	SERVING COUNTER, UTILITY Duke Manufacturing Model No. TST-88SS Thurmaduke™ Solid Top Unit, mobile utility counter, 88"W x 32"D x 36"H, 16ga stainless steel top, 20ga stainless steel body & undershelves, 5" dia. gray poly swivel casters & brakes, NSF	\$5,232.60	\$5,232.60
				
	1 ea	MOD-14-6 14ga stainless steel top, in lieu of standard	\$301.85	\$301.85
	1 ea	ILD Internal Locking Device (on both ends), stainless steel pin & latch line up device under countertop, per unit price (Note: Units required to be portable)	\$183.66	\$183.66
	1 ea	P-LAM Veneer plastic laminate on body (NOTE: Manufacturer's standard colors ONLY, metallics, color-core & raised textures may incur additional cost)		
	1 ea	MOD-6P Veneer on customer's side	\$423.44	\$423.44
	1 ea	MOD-P-END Veneer on end, each	\$230.42	\$230.42
	1 ea	SOLID-HD-6CU Tray Slide, customer's side, 88" W x 12-1/4" D, solid stainless steel, on hinged brackets, with (2) 1/8" die-formed rubbing tracks, & mounted 34" high (specify any special height)	\$1,051.79	\$1,051.79
	1 ea	CORD-8 8 ft. cord & plug	\$51.02	\$51.02
	1 ea	CUT-OP2 Rectangular cutout with raw edge, must be 12" or less, in counter top, body panel or a shelf (specify cutout size & location)	\$62.92	\$62.92
	1 ea	CUT-OP3 Rectangular cutout with reinforced edges, in counter top, body panel or a shelf, counter top max. right to left is 4" less	\$156.45	\$156.45

Central Food Equipment

12/11/24

Item	Qty	Description	Sell	Sell Total
		than unit length (specify cutout size & location)		
	1 ea	MOD-LEG 6" high stainless steel legs in lieu of standard casters, with stainless steel adjustable foot		
	1 ea	MOD-HT Special Height Body, per unit		
	1 ea	MOD-HT-30 30" Height Body (elementary)		
	1 ea	TDST-X-1 For special length*94" long to fit both RFT2 units*	\$305.25	\$305.25
	5 ea	Hinged louvered door on operator side - Price is per door panel	\$685.32	\$3,426.60
	4 ea	Body partition	\$212.57	\$850.28
	1 ea	MOD-2S-6CU Kick Plate, customer's side, stainless steel, recessed, screw attached, 1/2" above floor for easy rolling	\$441.29	\$441.29
	1 ea	MOD-2S-E Kick Plate, end, stainless steel, recessed, screw attached, 1/2" above floor for easy rolling	\$219.37	\$219.37
	1 ea	TS530-88-1SN Thurmaduke™ Designer Sneeze Guard, 87-3/4"W x 13"D x 18"H, single service buffet style, flip-up acrylic, painted end panels, 13" wide shelf & 1/4" acrylic end guards, cULus, UL EPH Classified	\$2,813.56	\$2,813.56
	1 ea	SSS Stainless Steel Shelf, in lieu of standard painted steel		
	1 ea	SSE Stainless Steel Ends, in lieu of standard painted steel	\$87.58	\$87.58
	1 ea	MOD-SPL Special length overshef, to *cover both RFT2 units*	\$309.50	\$309.50
	1 ea	CUSTOM Wire chase ICB with outlets breakers and cord, mounted in the base	\$1,875.71	\$1,875.71
		ITEM TOTAL:		\$18,023.29


4.1	2 ea	COLD SHELF Duke Manufacturing Model No. RFT2-SB Recessed Frost Top standard body drop-in unit, 39"W x 29"D, fits (2) 18 x 26" pan per shelf, programmable color touch screen control, stainless steel body and shelves, self contained refrigeration, 120v/60/1-ph, 5.5 Amps, NEMA 5-15P	\$5,338.03	\$10,676.06
		ITEM TOTAL:		\$10,676.06

Merchandise	\$53,755.27
Freight	\$4,537.00
Installation	
DELIVERY	\$100.00
Total	\$58,392.27

Acceptance: _____ Date: _____

Printed Name: _____

Project Grand Total: \$58,392.27



DESIGNED FOR:
JANIE HOWARD WILSON ELEMENTARY SCHOOL

DESIGNED BY:
FLORIDA AGENTS - ST. PETERSBURG

DWG # STD:
SFO-0001055-A

RENDERED BY: CAM
 SHEET: 1
 OF: 2



Your Solutions Partner
 @ 2017 Duke Manufacturing Co.

DUKE MANUFACTURING COMPANY
 2305 North Broadway
 St. Louis, MO 63102
 Ph (314) 231-1130
 Fax (314) 231-5074



DESIGNED FOR:
JANIE HOWARD WILSON ELEMENTARY SCHOOL

DESIGNED BY:
FLORIDA AGENTS - ST. PETERSBURG

DWG # STD:
SFO-0001055-A

RENDERED BY: **CAM**

SHEET: **2**
OF: **2**



Your Solutions Partner
©2017 Duke Manufacturing Co.

**DUKE
MANUFACTURING
COMPANY**
2305 North Broadway
St. Louis, MO 63102
Ph (314) 231-1130
Fax (314) 231-5074

Table of Contents

SERVING COUNTER, UTILITY - DUKE MANUFACTURING 307-25SS (ITEM 1)	1
SERVING COUNTER, UTILITY - DUKE MANUFACTURING TST-88SS (ITEM 2)	4
HOT FOOD WELL UNIT, DROP-IN, ELECTRIC - DUKE MANUFACTURING ADI-SE-SW (ITEM 2.1)	8
SERVING COUNTER, UTILITY - DUKE MANUFACTURING TST-60SS (ITEM 3)	11
SERVING COUNTER, UTILITY - DUKE MANUFACTURING TST-88SS (ITEM 4)	12
COLD SHELF - DUKE MANUFACTURING RFT2-SB (ITEM 4.1)	16



3310 Reynolds Road
Lakeland, FL 33803

Phone: 800-329-4314
Fax: 863-665-6496

Submittal Sheet

12/20/2024

ITEM# 1 - SERVING COUNTER, UTILITY (1 EA REQ'D)

Duke 307-25SS

AeroServ™ Tray Stand Unit, 32"W x 24-1/2"D x 19"H, 20ga stainless steel top, stainless steel body & undershelf, 6"H stainless steel legs & adjustable feet, NSF

ACCESSORIES

Mfr	Qty	Model	Spec
Duke	1	MOD-12-32	Extend width of top up to 12", for a 44" or less overall top, with stainless steel fixed brackets
Duke	1	MOD-14-2	14ga stainless steel top, in lieu of standard
Duke	1	P-LAM	Veneer plastic laminate on body (NOTE: Manufacturer's standard colors ONLY, metallics, color-core & raised textures may incur additional cost)
Duke	1	MOD-2P	Veneer on customer's side
Duke	1	MOD-P-END	Veneer on end, each
Duke	1	MOD-32	For special depth body... *31" deep*
Duke	1	MOD-2S-2CU	Kick Plate, customer's side, stainless steel, recessed, screw attached, 1/2" above floor for easy rolling
Duke	2	MOD-2S-E	Kick Plate, end, stainless steel, recessed, screw attached, 1/2" above floor for easy rolling



Your Solutions Partner

Specifications

F.O.B. Sedalia, Missouri 65301



307-25



96

OPTIONS:

- Round bumpers
- 30" height - Portable Unit
- 5" casters, 2 swivel w/locks for 307-25 only
- Veneered plastic laminate panels on body (307-25 only)
- Special powder coat painted body - on 307-25PG body

DUKE MANUFACTURING CO.
 2305 N. Broadway
 St. Louis, MO 63102
 800.735.3853 Toll Free
 314.231.5074 Fax
 www.dukemfg.com

SS-1124 AeroServ Tray Tables

Approval Stamp(s):

PRODUCT INFORMATION:

PROJECT: _____

ITEM: _____

QUANTITY: _____

MODEL:

**AeroServ Serving Systems
 Tray Stands**

- 307-25 Stationary, casters optional
- 96 Portable

TOP OF 307-25:

- 20 gauge, 300 Series stainless steel
- Edges flanged down 2" at 90°

BODY:

- Paint grip or stainless steel
- Choice of (12) powder coat paint colors
- Integrally flanged or channeled edges
- Individually welded body with local reinforcements
- Mounted on stainless steel legs with adjustable feet

PORTABLE UNIT - 96:

- 14 gauge stainless steel shelves
- Top shelf 12" x 28-5/8" - back/sides flanged up
- Undershelf 19" x 30" - back flanged up
- Frame formed of 1" diameter stainless tubing
- 4" diameter, swivel casters, two with brakes

AGENCY LISTINGS:



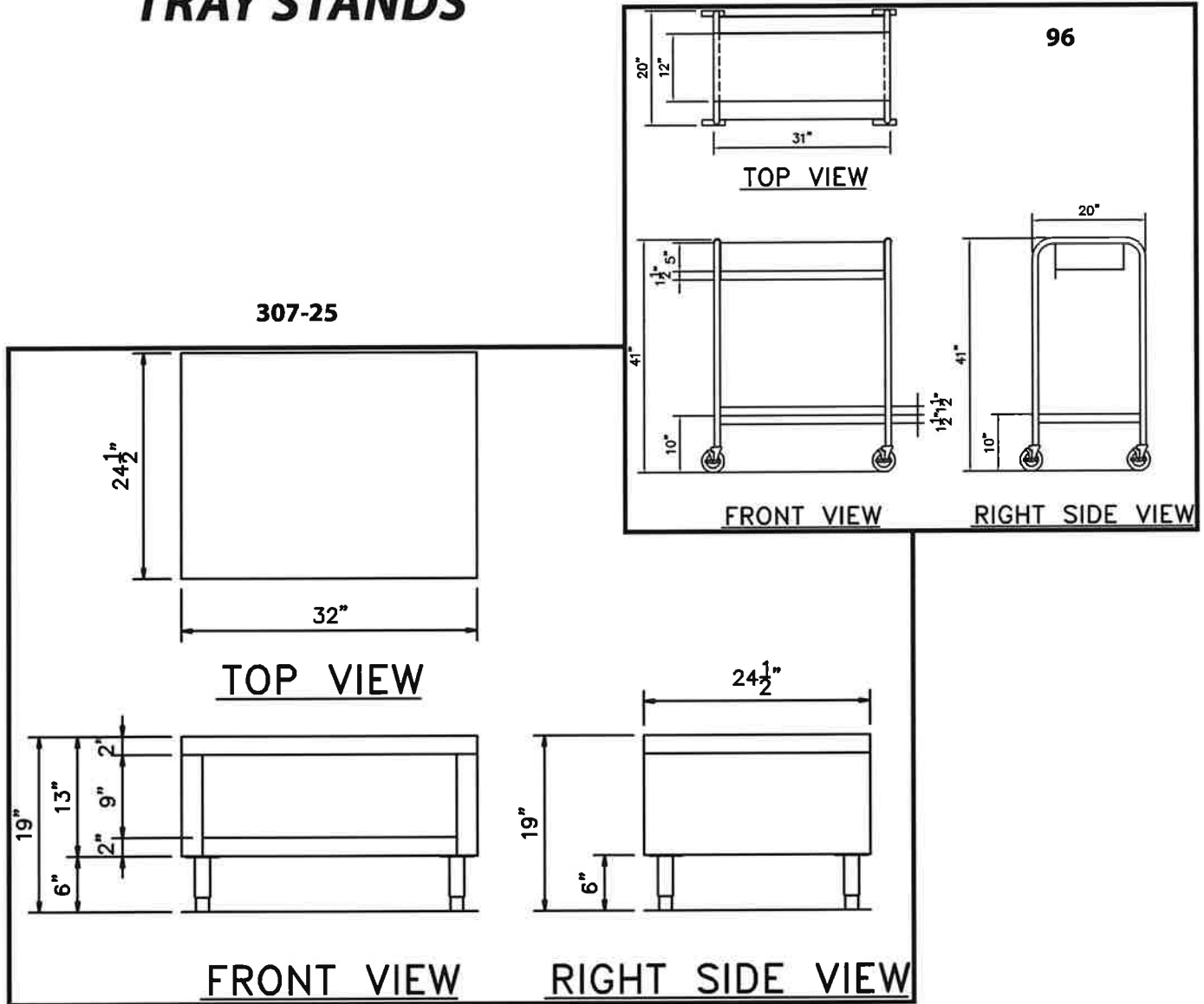
Specification subject to change



REV B 10/22/2019

AeroServ

TRAY STANDS



DIMENSIONS: Freight Class: 110 - Model 96;
150 - Model 307-25

Model	Length		Width		Height		Cube ft. crated	Weight	
	in	cm	in	cm	in	cm		lbs	kg
307-25	32	81.3	24-1/2	62.2	19	48.3	17.5	135	61.4
96-Portable	31	78.7	20	50.8	41	104.1	25.2	55	25.0



Your Solutions Partner

Duke Manufacturing Co.
2305 N. Broadway
St. Louis, MO 63102

Phone: 314-231-1130
Toll Free: 1-800-735-3853
Fax: 314-231-5074

www.dukemfg.com

Printed in U.S.A
© 2019, Duke Manufacturing Co.



3310 Reynolds Road
Lakeland, FL 33803

Phone: 800-329-4314
Fax: 863-665-6496

Submittal Sheet

12/20/2024

ITEM# 2 - SERVING COUNTER, UTILITY (1 EA REQ'D)

Duke TST-88SS

Thurmaduke™ Solid Top Unit, mobile utility counter, 88"W x 32"D x 36"H, 16ga stainless steel top, 20ga stainless steel body & undershelves, 5" dia. gray poly swivel casters & brakes, NSF

ACCESSORIES

Mfr	Qty	Model	Spec
Duke	1	MOD-14-6	14ga stainless steel top, in lieu of standard
Duke	1	TDST-X-2	For recessed top (to accommodate griddles, fryers, etc.): *1" recess offset to operator right for 5 well drop-in*
Duke	1	ILD	Internal Locking Device (on both ends), stainless steel pin & latch line up device under countertop, per unit price (Note: Units required to be portable)
Duke	1	P-LAM	Veneer plastic laminate on body (NOTE: Manufacturer's standard colors ONLY, metallics, color-core & raised textures may incur additional cost)
Duke	1	MOD-6P	Veneer on customer's side
Duke	1	SOLID-FX-6CU	Tray Slide, customer's side, 88" W x 12-1/4" D, solid stainless steel, on fixed brackets, with (2) 1/8" die-formed rubbing tracks, & mounted 34" high (specify any special height)**10" wide and mounted at 32"***
Duke	1	CUT-OP1	Round cutout with raw edge, in counter top, body panel or a shelf (specify cutout diameter & location)* FOR EXISTING BREATH GUARD /OVERSHELF-TS530-XX-1SN*
Duke	1	CUT-OP3	Rectangular cutout with reinforced edges, in counter top, body panel or a shelf, counter top max. right to left is 4" less than unit length (specify cutout size & location) *OFFSET TO OPERATOR RIGHT*
Duke	1	MOD-LEG	6" high stainless steel legs in lieu of standard casters, with stainless steel adjustable foot
Duke	1	MOD-HT	Special Height Body, per unit
Duke	1	MOD-HT-34	34" Height Body
Duke	1	TDST-X-1	For special length not listed (maximum one-piece length of 88"): *96" *
Duke	1	329-6SS	Hinged doors, no lock, stainless steel to match body, recessed stainless steel pull
Duke	1	MOD-2S-6CU	Kick Plate, customer's side, stainless steel, recessed, screw attached, 1/2" above floor for easy rolling

Duke	1		1" rear turn up on trayslide
Duke	1	ICB	CUSTOM Electric inter connect box with outlets breakers and cord, mounted in the base



Your Solutions Partner

Specifications

F.O.B. Sedalia, Missouri 65301



TST-46

OPTIONS:

- 14 gauge tops
- Internal Locking device
- Pass-Thru construction
- Foodshields
- Workshelves
- Trayslides
- Special length not listed
- Recessed top (to accommodate griddles, fryers, etc.)
- 6" Stainless steel legs
- Veneered plastic laminate panels on body
- Powder coat paint colors
- Kickplates s/s or p/g

DUKE MANUFACTURING CO.
 2305 N. Broadway
 St. Louis, MO 63102
 800.735.3853 Toll Free
 314.231.5074 Fax
 www.dukemfg.com
 SS-1178 Thurmaduke - Solid Top

Approval Stamp(s):

PRODUCT INFORMATION:

PROJECT: _____

ITEM: _____

QUANTITY: _____

MODEL:

**Thurmaduke Serving Systems
Solid Top Units**

- TST-18** 18" length units
- TST-32** 32" length units
- TST-46** 46" length units
- TST-60** 60" length units
- TST-74** 74" length units
- TST-88** 88" length units

TOP:

- 16 gauge, 300 Series stainless steel
- Sound-deadening

BODY:

- Choice of (12) powder coat paint colors
- Stainless steel body
- NSF approved 5" diameter polyurethane casters
- Operator's side open to bottom shelf
- 7" high stainless steel rail on operator's side
- End and side opposite operator fully enclosed
- Intermediate and bottom shelves to match body

Agency Listings:



Specification subject to change



THURMADUKE SERVING SYSTEMS - SOLID TOP UNITS

Catalog No. TSS-SOLID

A.I.A. File No. 35-C-13

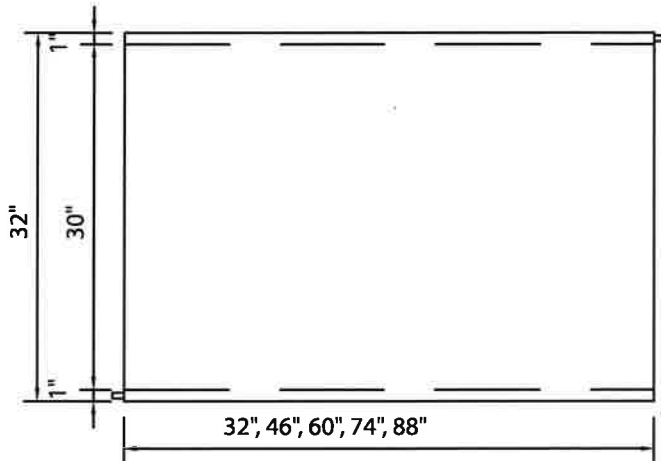
REV B 04/20/2020



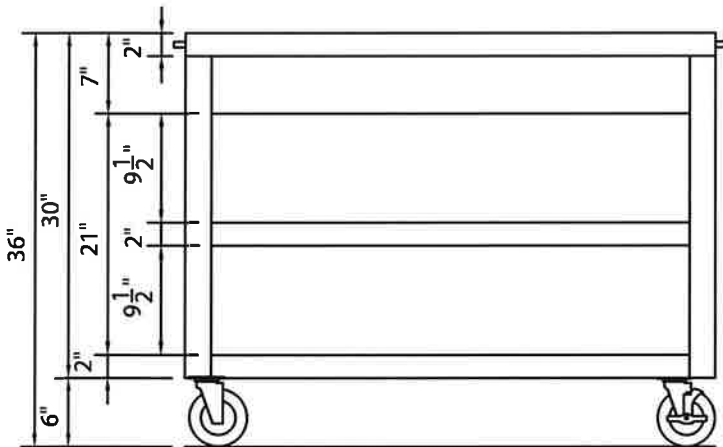
**THURMADUKE SERVING SYSTEMS
SOLID TOP UNITS**

A.I.A. File No. 35-C-13

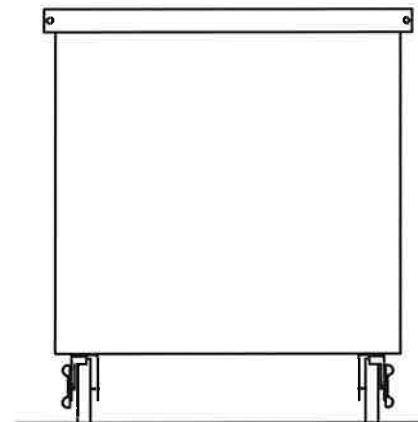
Catalog No. TSS-SOLID



TOP VIEW



FRONT VIEW



RIGHT SIDE VIEW

DIMENSIONS:

Freight Class: 150

Model	Length		Width		Height		Cube ft. crated	Weight	
	in	cm	in	cm	in	cm		lbs	kg
TST-18	18	45.7	32	81.3	36	91.4	22.0	200	90.9
TST-32	32	81.3	32	81.3	36	91.4	34.8	215	97.7
TST-46	46	116.8	32	81.3	36	91.4	47.7	314	142.7
TST-60	60	152.4	32	81.3	36	91.4	60.5	380	172.7
TST-74	74	188.0	32	81.3	36	91.4	73.3	446	202.7
TST-88	88	223.5	32	81.3	36	91.4	86.2	480	218.2

THURMADUKE SERVING SYSTEMS - SOLID TOP UNITS



Duke Manufacturing Co.
2305 N. Broadway
St. Louis, MO 63102

Phone: 314-231-1130
Toll Free: 1-800-735-3853
Fax: 314-231-5074

www.dukemfg.com

Printed in U.S.A
© 2020, Duke Manufacturing Co.



3310 Reynolds Road
Lakeland, FL 33803

Phone: 800-329-4314
Fax: 863-665-6496

Submittal Sheet

12/20/2024

ITEM# 2.1 - HOT FOOD WELL UNIT, DROP-IN, ELECTRIC (1 EA REQ'D)

Duke ADI-5E-SW

Hot Food Drop-In Unit, electric, with (5) 12" x 20" hot food wells, with (2) remote control panels, 74-1/4" long, 12-3/4" high, stainless steel top & interior liners, steel exterior housing, sealed wells with drains, cULus, UL EPH Classified

ACCESSORIES

Mfr	Qty	Model	Spec
Duke	1		208v/60/1-ph, 21.6 amps, 4500 watts
Duke	1	DCOPPER-5	Drain manifold, copper tube, brass master valve, compression fittings factory assembled, for (5) well unit.
Duke	1	DRAIN-LEFT	Locate drains on left

ELECTRICAL


	VOLTS	CYCLE	PHASE	CONN	AFF	NEMA	AMPS	KW	HP	MCA	MOCP
1	208	60	1				21.6	4.5			



Your Solutions Partner

Specifications

F.O.B. Sedalia, Missouri 65301



ADI-3E-SW

OPTIONS:

- 3 phase wiring (except ADI-1E-SW)
- Individual valves
- Manifold drains
- Master valve
- Designer Foodshields
- Telescope covers
- Removable S/S carving station
- Adapter Plates
- Adapter Bars

Agency Listings:



DUKE MANUFACTURING CO.
 2305 N. Broadway
 St. Louis, MO 63102
 800.735.3853 Toll Free
 314.231.5074 Fax
 www.dukemfg.com
 SS-1127 Drop In Elec-Sealed Well

Approval Stamp(s):

PRODUCT INFORMATION:

PROJECT: _____

ITEM: _____

QUANTITY: _____

MODEL:

**Drop-Ins - Hot Food
 Electric - Sealed Well**

- ADI-1E-SW 18 1/4"L x 24 1/4"W x 12 3/4"H
- ADI-2E-SW 32 1/4"L x 24 1/4"W x 12 3/4"H
- ADI-3E-SW 46 1/4"L x 24 1/4"W x 12 3/4"H
- ADI-4E-SW 60 1/4"L x 24 1/4"W x 12 3/4"H
- ADI-5E-SW 74 1/4"L x 24 1/4"W x 12 3/4"H
- ADI-6E-SW 88 1/4"L x 24 1/4"W x 12 3/4"H

TOP RIM:

- Heavy gauge, 300 Series stainless steel
- Overhang on front, back and ends w/locking tabs
- Vinyl foam gasket as sealant
- Die-stamped openings - 12-1/16" x 20-1/16"

HEAT COMPARTMENTS:

- 6-1/4" deep stainless steel liner, wet or dry operation
- Sealed element in each compartment
 - 750 watt, 120 Volt/1 Ph
 - 900 watt, 208 Volt/1 Ph
 - 1200 watt, 240 Volt/1 Ph
- Individual open drains

CONTROL PANEL:

- Stainless steel face plate, plastic knobs
- Infinite switch controls in remote box
- 2 panels on units with 4, 5 or 6 wells
- UL approved

EXTERIOR HOUSING

- Heavy gauge paint grip steel

Specification subject to change

WARNING For CA residents: go to www.dukemfg.com/prop65 for prop 65 warning

DROP-IN - HOT FOOD - ELECTRIC - SEALED WELL

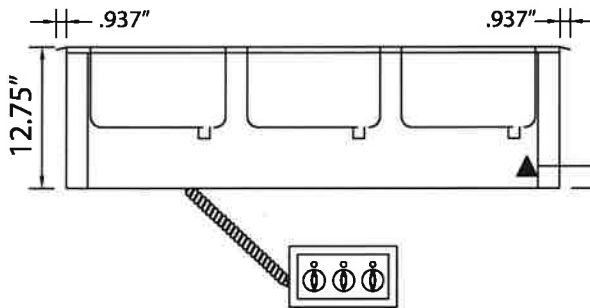
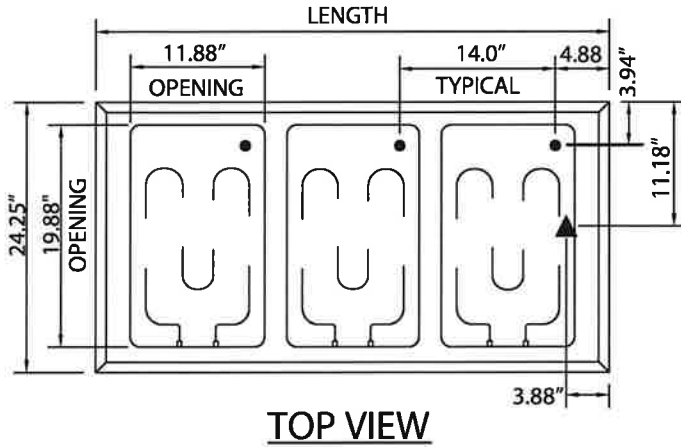
Catalog No. ADI-ELECHFSW

A.I.A. File No. 35-C-13

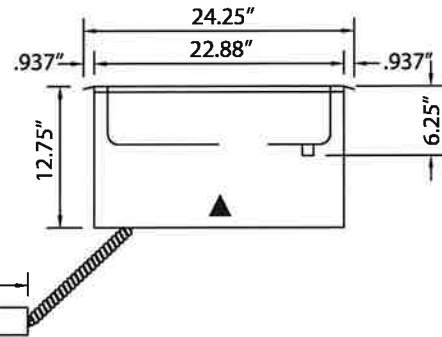
Drop-Ins - Hot Food Electric - Sealed Well

A.I.A. File No. 35-C-13

Catalog No. ADI-ELECHFSW



FRONT VIEW



RIGHT SIDE VIEW

Dimensions:

Freight Class 100

Model	Length		Width		Height		Top Openings	Cutout Width		Cutout Length		Control Panels	Cube ft. Crated	Weight	
	in	cm	in	cm	in	cm		in	cm	in	cm			lbs	kg
ADI-1E-SW	18 ¼	46.4	24 ¼	61.6	12 ¾	32.4	1	23.125	58.74	17.25	43.82	1	8.2	43	19.6
ADI-2E-SW	32 ¼	81.9	24 ¼	61.6	12 ¾	32.4	2	23.125	58.74	31.25	79.375	1	13.0	75	34.1
ADI-3E-SW	46 ¼	117.5	24 ¼	61.6	12 ¾	32.4	3	23.125	58.74	45.25	114.94	1	17.7	90	40.9
ADI-4E-SW	60 ¼	153.0	24 ¼	61.6	12 ¾	32.4	4	23.125	58.74	59.25	150.50	2	22.5	115	52.3
ADI-5E-SW	74 ¼	188.6	24 ¼	61.6	12 ¾	32.4	5	23.125	58.74	73.25	186.06	2	27.2	140	63.6
ADI-6E-SW	88 ¼	224.2	24 ¼	61.6	12 ¾	32.4	6	23.125	58.74	87.25	221.62	2	32.0	220	100.0

REMOTE CONTROL CUTOUT IS 9" X 4-3/8"

Electrical Specifications:

(Consult factory for 3-phase electrical requirements and other options)

Model	120 Volt		208 Volt		240 Volt	
	watts	amps	watts	amps	watts	amps
ADI-1E-SW	750	6.3	900	4.3	1200	5.0
ADI-2E-SW	1500	12.5	1800	8.7	2400	10.0
ADI-3E-SW	2250	18.8	2700	13.0	3600	15.0
ADI-4E-SW	3000	25.0	3600	17.3	4800	20.0
ADI-5E-SW	3750	31.3	4500	21.6	6000	25.0
ADI-6E-SW	n/a	n/a	5400	26.0	7200	30.0

DROP-IN - HOT FOOD - ELECTRIC - SEALED WELL



Duke Manufacturing Co.
2305 N. Broadway
St. Louis, MO 63102

Phone: 314-231-1130
Toll Free: 1-800-735-3853
Fax: 314-231-5074

www.dukemfg.com

Printed in U.S.A
© 2019, Duke Manufacturing Co.



3310 Reynolds Road
Lakeland, FL 33803

Phone: 800-329-4314
Fax: 863-665-6496

Submittal Sheet

12/20/2024

ITEM# 3 - SERVING COUNTER, UTILITY (1 EA REQ'D)

Duke TST-60SS

Thurmaduke™ Solid Top Unit, mobile utility counter, 60"W x 32"D x 36"H, 16ga stainless steel top, 20ga stainless steel body & undershelves, 5" dia. gray poly swivel casters & brakes, NSF

The spec sheet for this item can be viewed on item 2)

ACCESSORIES

Mfr	Qty	Model	Spec
Duke	1	MOD-14-4	14ga stainless steel top, in lieu of standard
Duke	1	ILD	Internal Locking Device (on both ends), stainless steel pin & latch line up device under countertop, per unit price (Note: Units required to be portable)
Duke	1	P-LAM	Veneer plastic laminate on body (NOTE: Manufacturer's standard colors ONLY, metallics, color-core & raised textures may incur additional cost)
Duke	1	MOD-4P	Veneer on customer's side
Duke	1	MOD-LEG	6" high stainless steel legs in lieu of standard casters, with stainless steel adjustable foot
Duke	1	MOD-HT	Special Height Body, per unit
Duke	1	MOD-HT-34	34" Height Body
Duke	1	MOD-2S-4CU	Kick Plate, customer's side, stainless steel, recessed, screw attached, 1/2" above floor for easy rolling



3310 Reynolds Road
Lakeland, FL 33803

Phone: 800-329-4314
Fax: 863-665-6496

Submittal Sheet

12/20/2024

ITEM# 4 - SERVING COUNTER, UTILITY (1 EA REQ'D)

Duke TST-88SS

Thurmaduke™ Solid Top Unit, mobile utility counter, 88"W x 32"D x 36"H, 16ga stainless steel top, 20ga stainless steel body & undershelves, 5" dia. gray poly swivel casters & brakes, NSF

The spec sheet for this item can be viewed on item 2)

ACCESSORIES

Mfr	Qty	Model	Spec
Duke	1	MOD-14-6	14ga stainless steel top, in lieu of standard
Duke	1	ILD	Internal Locking Device (on both ends), stainless steel pin & latch line up device under countertop, per unit price (Note: Units required to be portable)
Duke	1	P-LAM	Veneer plastic laminate on body (NOTE: Manufacturer's standard colors ONLY, metallics, color-core & raised textures may incur additional cost)
Duke	1	MOD-6P	Veneer on customer's side
Duke	1	MOD-P-END	Veneer on end, each
Duke	1	SOLID-HD-6CU	Tray Slide, customer's side, 88" W x 12-1/4" D, solid stainless steel, on hinged brackets, with (2) 1/8" die-formed rubbing tracks, & mounted 34" high (specify any special height)
Duke	1	CORD-8	8 ft. cord & plug
Duke	1	CUT-OP2	Rectangular cutout with raw edge, must be 12" or less, in counter top, body panel or a shelf (specify cutout size & location)
Duke	1	CUT-OP3	Rectangular cutout with reinforced edges, in counter top, body panel or a shelf, counter top max. right to left is 4" less than unit length (specify cutout size & location)
Duke	1	MOD-LEG	6" high stainless steel legs in lieu of standard casters, with stainless steel adjustable foot
Duke	1	MOD-HT	Special Height Body, per unit
Duke	1	MOD-HT-30	30" Height Body (elementary)
Duke	1	TDST-X-1	For special length*94" long to fit both RFT2 units*
Duke	5		Hinged louvered door on operator side - Price is per door panel
Duke	4		Body partition
Duke	1	MOD-2S-6CU	Kick Plate, customer's side, stainless steel, recessed, screw attached, 1/2" above floor for easy rolling
Duke	1	MOD-2S-E	Kick Plate, end, stainless steel, recessed, screw

Duke	1	TSS30-88-1SN	attached, 1/2" above floor for easy rolling Thurmaduke™ Designer Sneeze Guard, 87-3/4"W x 13"D x 18"H, single service buffet style, flip-up acrylic, painted end panels, 13" wide shelf & 1/4" acrylic end guards, cULus, UL EPH Classified
Duke	1	SSS	Stainless Steel Shelf, in lieu of standard painted steel
Duke	1	SSE	Stainless Steel Ends, in lieu of standard painted steel
Duke	1	MOD-SPL	Special length overshef, to *cover both RFT2 units*
Duke	1		CUSTOM Wire chase ICB with outlets breakers and cord, mounted in the base



Your Solutions Partner

Specifications

F.O.B. Sedalia, Missouri 65301



TS530-xx

OPTIONS:

- Fluorescent light
- Radiant heat rod w/incandescent light - 120V
- Radiant heat rod w/switch
- Special lengths or heights
- Special finish colors

Agency Listings:



DUKE MANUFACTURING CO.
 2305 N. Broadway
 St. Louis, MO 63102
 800.735.3853 Toll Free
 314.231.5074 Fax
 www.dukemfg.com

SS-1184 Food Guard - Designer Series Buffet Style

Approval Stamp(s):

PRODUCT INFORMATION:

PROJECT: _____

ITEM: _____

QUANTITY: _____

MODEL: Foodshields - Designer Series - Buffet Style

Fits: Thurmaduke Steamtable, Aeroserv,
 Thurmaduke Serving Systems

- TS530-32 /** Buffet Style - 2-Sided /
- TS530-32-1SN** Buffet Style - 1-Sided
- TS530-46 /** Buffet Style - 2-Sided /
- TS530-46-1SN** Buffet Style - 1-Sided
- TS530-60 /** Buffet Style - 2-Sided /
- TS530-60-1SN** Buffet Style - 1-Sided
- TS530-74 /** Buffet Style - 2-Sided /
- TS530-74-1SN** Buffet Style - 1-Sided
- TS530-88 /** Buffet Style - 2-Sided /
- TS530-88-1SN** Buffet Style - 1-Sided

TOP SHELF:

- All edges flanged down
- 18 gauge stainless steel or paint grip steel
- Choice of (12) powder coat paint colors (must choose one):

ENDS:

- 18 gauge stainless steel or choice of 12 powder coat colors

GUARDS:

- Flip-up 1/4" clear acrylic foodshield
- Self service style
- Clear acrylic enclosures both ends

SIZES:

- All units available in following lengths
 31-3/4", 45-3/4", 59-3/4", 73-3/4", 87-3/4"

Specification subject to change



FOODSHIELDS - DESIGNER SERIES

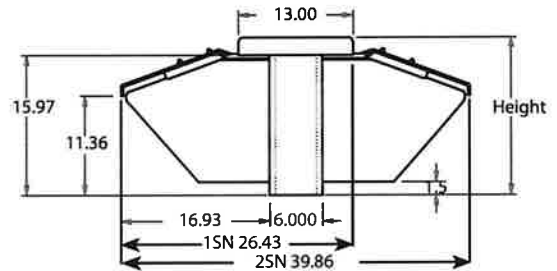
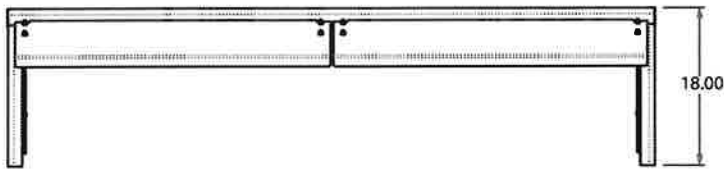
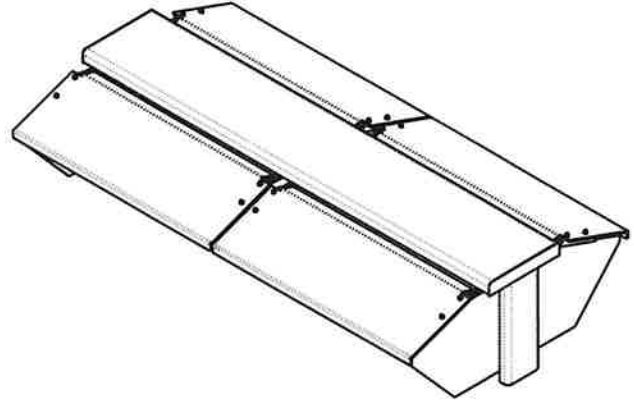
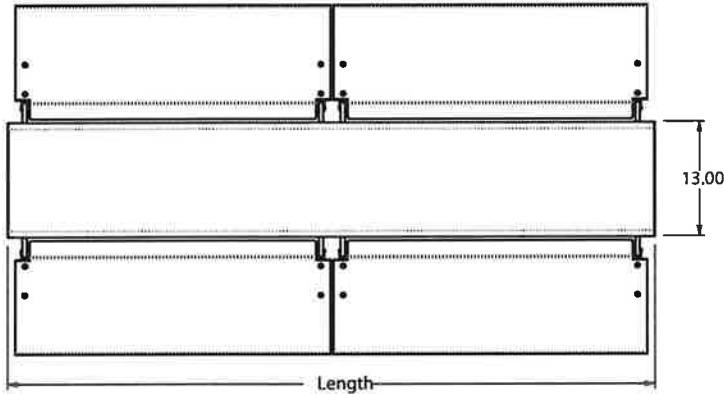
Catalog No. FS-DESIGNER

A.I.A. File No. 35-C-13

FOODSHIELD - DESIGNER SERIES BUFFET STYLE

A.I.A. File No. 35-C-13

Catalog No. FS-DESIGNER



DIMENSIONS:

Freight Class: 125

Buffet Style - 2-sided /for Single (1SN), w/flip-up acrylic, stainless steel or painted top, painted or stainless end panels 18"height

Model	Length		Height		Width		Weight		Cube ft. Crated	Model	Length		Height		Width		Weight		Cube Ft. Crated
	in	cm	in	cm	in	cm	lbs	kg			in	cm	in	cm	in	cm	lbs	kg	
TS530-32	32	81.3	18	45.7	39.856	101.2	50	22.7	19.3	TS530-32-1SN	32	81.3	18	45.7	26.428	67.1	35	15.9	14.6
TS530-46	46	116.8	18	45.7	39.856	101.2	58	26.4	26.3	TS530-46-1SN	46	116.8	18	45.7	26.428	67.1	42	19.1	19.9
TS530-60	60	152.4	18	45.7	39.856	101.2	78	35.5	33.4	TS530-60-1SN	60	152.4	18	45.7	26.428	67.1	60	27.3	25.3
TS530-74	74	188.0	18	45.7	39.856	101.2	108	49.1	40.5	TS530-74-1SN	74	188.0	18	45.7	26.428	67.1	88	40.0	30.7
TS530-88	88	223.5	18	45.7	39.856	101.2	128	58.2	47.6	TS530-88-1SN	88	223.5	18	45.7	26.428	67.1	118	53.6	36.0

FOODSHIELDS - DESIGNER SERIES



Duke Manufacturing Co.
2305 N. Broadway
St. Louis, MO 63102

Phone: 314-231-1130
Toll Free: 1-800-735-3853
Fax: 314-231-5074

www.dukemfg.com

Printed in U.S.A
© 2020, Duke Manufacturing Co.
Page: 15



3310 Reynolds Road
Lakeland, FL 33803

Phone: 800-329-4314
Fax: 863-665-6496

Submittal Sheet

12/20/2024

ITEM# 4.1 - COLD SHELF (2 EA REQ'D)

Duke RFT2-SB

Recessed Frost Top standard body drop-in unit, 39"W x 29"D, fits (2) 18 x 26" pan per shelf, programmable color touch screen control, stainless steel body and shelves, self contained refrigeration, 120v/60/1-ph, 5.5 Amps, NEMA 5-15P

ELECTRICAL

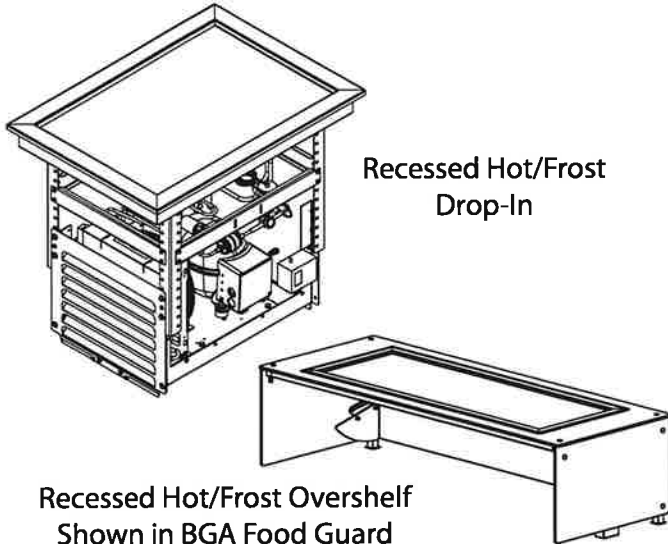
	VOLTS	CYCLE	PHASE	CONN	AFF	NEMA	AMPS	KW	HP	MCA	MOCP
1	120	60	1			5-15P	5.5				



Your Solutions Partner

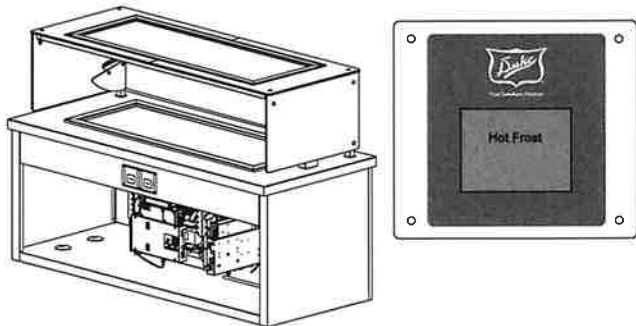
Specifications

F.O.B. Sedalia, Missouri 65301



Recessed Hot/Frost Drop-In

Recessed Hot/Frost Overshelf Shown in BGA Food Guard



Recessed Hot/Frost Dual Evaporator

OPTIONS:

- Stone inserts in 3 different colors for a more retail upscale look
- Available as hot only or cold only
- Basic mechanical control
- 5 Degree Slant Kit
- Drain Option - Available only on lower 2 and 3 section units
- Duplexed Evaporative system for stacked Overshelf & drop-in

DUKE MANUFACTURING CO.
 2305 N. Broadway
 St. Louis, MO 63102
 800.735.3853 Toll Free
 314.231.5074 Fax
 www.dukemfg.com
 SS-1265 Recessed Hot Frost

Approval Stamp(s):

Recessed Hot Frost

PRODUCT INFORMATION:

PROJECT: _____

ITEM: _____

QUANTITY: _____

MODEL:

Recessed Hot Frost, Hot Frost Over Shelf, and Duplex Hot and Cold

- Models Listed on following pages
- Hot and Cold | Hot and Cold Configuration
- Hot Only | Hot Only Configuration
- Cold Only | Cold Only Configuration
- The #1 benefit of the Duke Stainless steel recessed HotFrost 18"x 26" pan top merchandiser is versatility, flexibility and speed of line reload to handle high throughput in short period of time
- Change your serving configuration daily and from breakfast to lunch as your menu dictates.
- Switch from Hot or Cold display merchandising as your menu dictates.
- Change the way food is served and merchandised with pre plated and pre portioned foods.
- Recessed HotFrost Drop in with HotFrost shelves integrated into the breathguards double food display merchandising per linear foot.
- Dukes recessed 18"x 26" pan design locks pans in place or use optional stone inserts for a retail, upscale presentation without the use of sheet pans.
- The 18"x 26" pan format enables fast line re-load and the ability to handle high throughput in a short period of time. The self-serving of pre-wrapped and pre-portioned foods minimizes labor needs associated with operator served foods.
- Optional colored stone inserts provide an upscale retail look

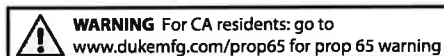
CONTROLS:

- Intuitive, easy to learn, easy to use full color touch screen control with pre-programmed temperatures assure consistency and high food quality.
- Touchscreen shows alerts and messaging when the unit isn't operating to specification... also easy access to serial #.
- Built in connectivity to allow future firmware updates, and remote alerts, messaging and control.
- Four foot cord supplied between control and touchscreen.
- Complies with part 15 of the FCC rules.

Agency Listings:



Specification subject to change

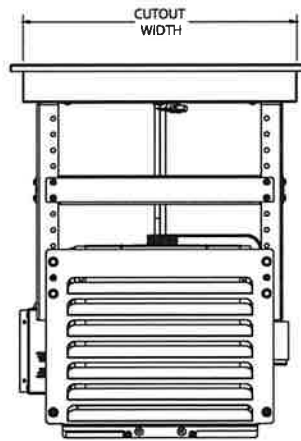
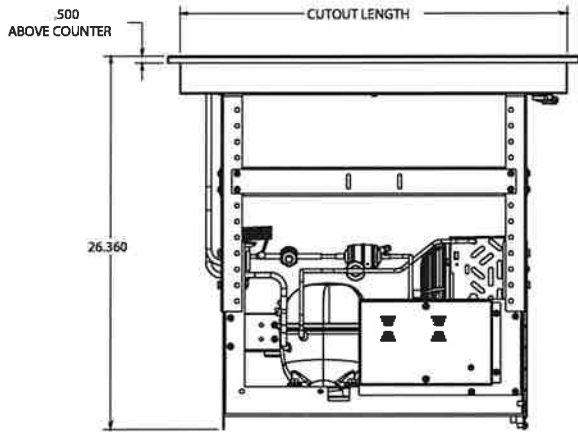
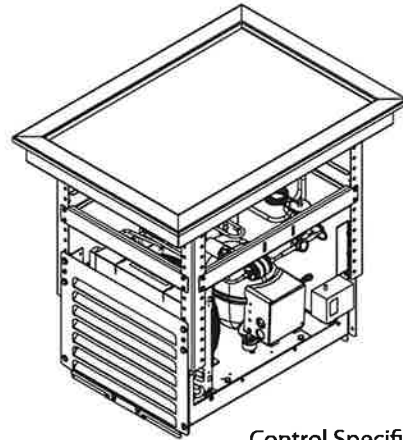
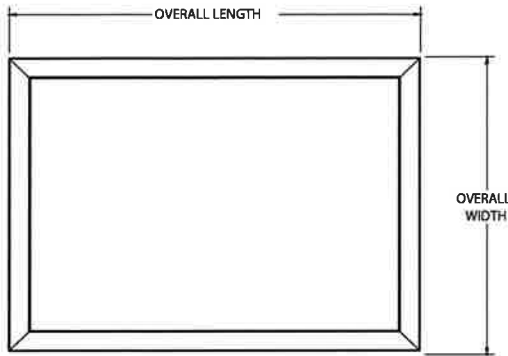


Catalog No. Recessed Hot Frost

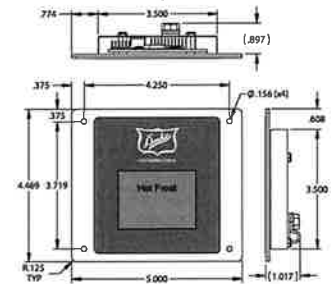
A.I.A. File No. 35-C-13

REV E 05/17/2024

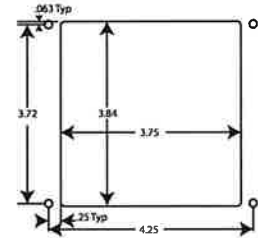
Recessed Hot Frost Drop-In



Control Specification



Control Cutout



Note: Optional Drain available in 2 and 3 Section units only

ELECTRICAL SPECIFICATIONS:

Model		120 Volt - HZ 60		Model		120 Volt - HZ 60		Model		120 Volt - HZ 60	
		Amps	NEMA			Amps	NEMA			Amps	NEMA
RHF1-SL	Hot Frost - Slim Line	5.8	5-15	RHT1-SL	Hot Top Only - Slim Line	2.8	5-15	RFT1-SL	Frost Top Only - Slim Line	5.8	5-15
RHF2-SL	Hot Frost - Slim Line	5.8	5-15	RHT2-SL	Hot Top Only - Slim Line	5.3	5-15	RFT2-SL	Frost Top Only - Slim Line	5.8	5-15
RHF3-SL	Hot Frost - Slim Line	7.8	5-15	RHT3-SL	Hot Top Only - Slim Line	7.8	5-15	RFT3-SL	Frost Top Only - Slim Line	5.8	5-15
RHF2-SB	Hot Frost - Standard	5.8	5-15	RHT2-SB	Hot Top Only - Standard	5.3	5-15	RFT2-SB	Frost Top Only - Standard	5.8	5-15
RHF3-SB	Hot Frost - Standard	7.8	5-15	RHT3-SB	Hot Top Only - Standard	7.8	5-15	RFT3-SB	Frost Top Only - Standard	5.8	5-15

DIMENSIONS:

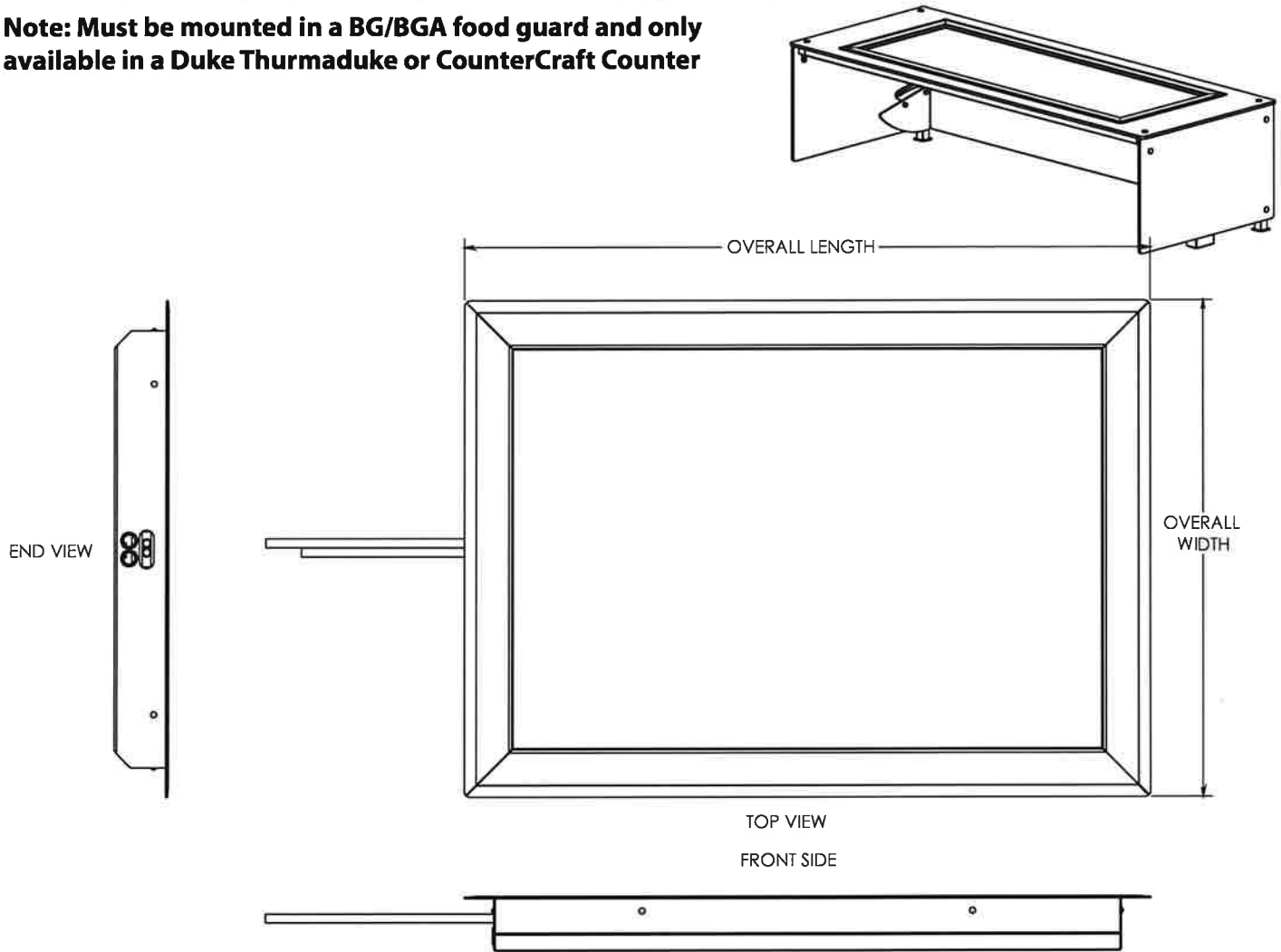
Freight Class: 100

Model	Length		Width		Height		Cutout-W		Cutout-L		Cube ft. crated	Crated Ship Weight	
	in.	cm	in.	cm	in.	cm	in.	cm	in.	cm		lbs.	kg
RHF1-SL	29.0	73.7	21.0	61.0	26.36	67.0	19.75	50.0	27.75	69.9	16.1	214	97.1
RHF2-SL	55.0	139.7	21.0	61.0	26.36	67.0	19.75	50.0	53.75	135.9	17.4	232	105.2
RHF3-SL	81.0	205.7	21.0	61.0	26.36	67.0	19.75	50.0	79.75	201.3	25.9	387	175.5
RHF2-SB	39.0	99.1	29.0	61.0	26.36	67.0	27.75	69.9	37.75	95.3	23.8	317	143.8
XXX3-SB	57.0	144.8	29.0	61.0	26.36	67.0	27.75	69.9	55.75	141.0	25.2	387	175.5

XXX = Model type Hot/Frost, Hot Only, Frost Only

Recessed Hot/Frost Overshelf

Note: Must be mounted in a BG/BGA food guard and only available in a Duke Thurmaduke or CounterCraft Counter



ELECTRICAL SPECIFICATIONS:

Model		120 Volt - HZ 60			Model		120 Volt - HZ 60			Model		120 Volt - HZ 60		
		Amps	NEMA	Direct Wired			Amps	NEMA	Direct Wired			Amps	NEMA	Direct Wired
HFO1-SL	Hot Frost - Slim Line	5.8	5-15	Terminal Block	HTO1-SL	Hot Top Only - Slim Line	2.8	5-15	Terminal Block	FTO1-SL	Frost Top Only - Slim Line	5.8	5-15	Terminal Block
HFO2-SL	Hot Frost - Slim Line	5.8	5-15		HTO2-SL	Hot Top Only - Slim Line	5.3	5-15		FTO2-SL	Frost Top Only - Slim Line	5.8	5-15	

DIMENSIONS:

Freight Class: 100

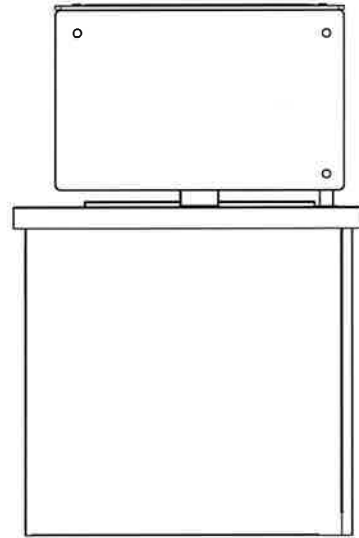
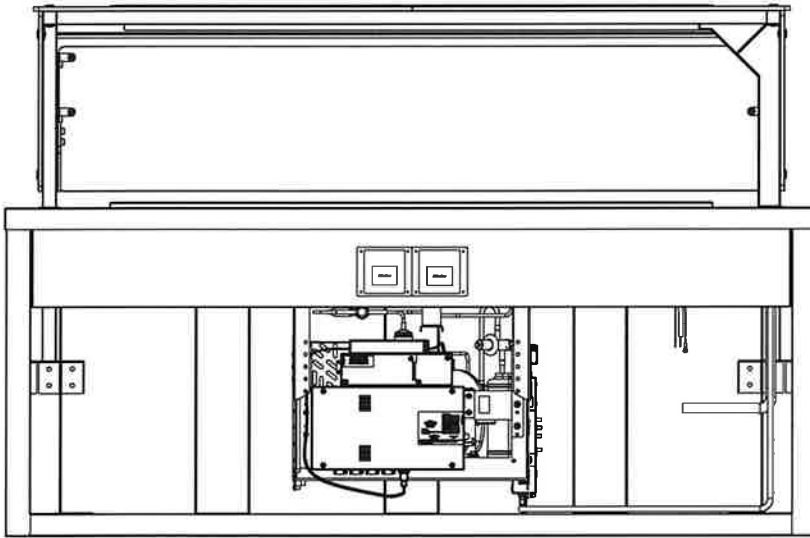
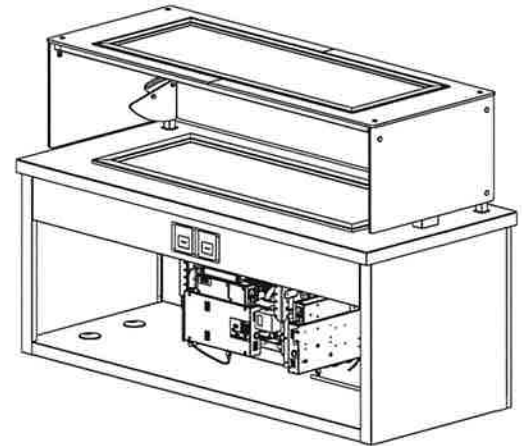
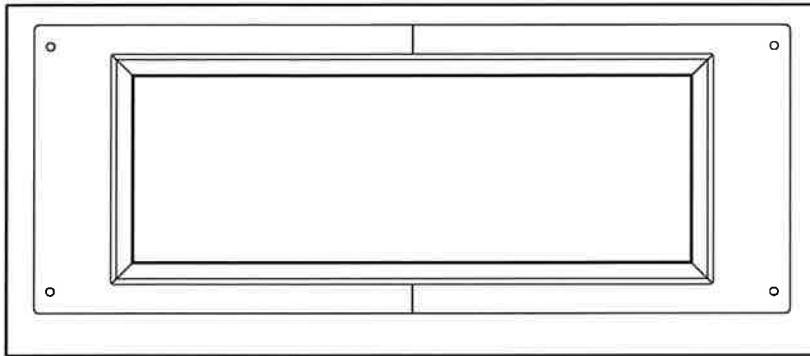
Model	Width		Depth		Height		Cutout-W		Cutout-L		Cube ft. crated	Crated Ship Weight	
	in.	cm	in.	cm	in.	cm	in.	cm	in.	cm		lbs.	kg
XXX1-SL	29.0	73.7	21.0	61.0	2.38	6.0	19.0	48.26	27.0	68.58	1.0	141	64.0
XXX2-SL	55.0	139.7	21.0	61.0	2.38	6.0	19.0	48.26	53.0	134.62	2.0	232	105

XXX = Model type Hot/Frost, Hot Only, Frost Only

A.I.A. File No. 35-C-13

Catalog No. Recessed Hot Frost

Recessed Hot/Frost Duplex



ELECTRICAL SPECIFICATIONS:

Model		120 Volt - HZ 60		
		Amps	NEMA	Direct Wired
DE-RHF1-SL-HFO1-SL	Duplex Evap, Recessed HotFrost, HotFrost Overshelf	8.3	5-15	Terminal Block
DE-RHF2-SL-HFO2-SL	Duplex Evap, Recessed HotFrost, HotFrost Overshelf	10.8	5-15	Terminal Block
DE-RHF2-SB-HFO2-SL	Duplex Evap, Recessed HotFrost, HotFrost Overshelf	10.8	5-15	Terminal Block
DE-RHF2-SB-HFO1-SL	Duplex Evap, Recessed HotFrost, HotFrost Overshelf	10.8	5-15	Terminal Block
DE-RFT1-SB-FTO1-SL	Duplex Evap, Recessed Frost Top, Frost Top Overshelf	5.8	5-15	Terminal Block
DE-RFT2-SL-FTO2-SL	Duplex Evap, Recessed Frost Top, Frost Top Overshelf	5.8	5-15	Terminal Block
DE-RFT2-SB-FTO2-SL	Duplex Evap, Recessed Frost Top, Frost Top Overshelf	5.8	5-15	Terminal Block
DE-RFT2-SB-FTO1-SL	Duplex Evap, Recessed Frost Top, Frost Top Overshelf	5.8	5-15	Terminal Block

Recessed Hot Frost



Duke Manufacturing Co.
 2305 N. Broadway
 St. Louis, MO 63102

Phone: 314-231-1130
 Toll Free: 1-800-735-3853
 Fax: 314-231-5074

www.dukemfg.com

Printed in U.S.A
 © 2024, Duke Manufacturing Co.

CENTRAL FOOD EQUIPMENT

Professional Culinary Supplies

Quote

12/11/24

3310 Reynolds Road
Lakeland, FL 33803

Phone: 800-329-4314
Fax: 863-665-6496

:
LAKE WALES CHARTER SCHOOL
HILLCREST ELEMENTARY SCHOOL
1051 STATE ROAD 60 EAST
LAKE WALES, FL 33853
863-678-4216

To:
Hillcrest Elementary School Rev. B
SERVING LINE BID

From:
Duke Manufacturing
Julie Stritzel
2224 N. Tenth St.
St. Louis, MO 63102
314-231-1130

Item	Qty	Description	Sell	Sell Total
1	1 ea	SERVING COUNTER, UTILITY Duke Manufacturing Model No. TST-88PG Thurmaduke™ Solid Top Unit, mobile utility counter, 88"W x 32"D x 36"H, 16ga stainless steel top, 20ga paint grip steel body & undershelves, 5" dia. gray poly swivel casters & brakes, NSF	\$4,476.70	\$4,476.70
	1 ea	217127 Fence Green powder coat paint finish		
	1 ea	MOD-14-6 14ga stainless steel top, in lieu of standard	\$301.85	\$301.85
	1 ea	TDST-X-2 For recessed top (to accommodate griddles, fryers, etc.): To standard unit price...ADD (for TST models)	\$812.86	\$812.86
	1 ea	ILD Internal Locking Device (on both ends), stainless steel pin & latch line up device under countertop, per unit price (Note: Units required to be portable)	\$183.66	\$183.66
	1 ea	SOLID-FX-6CU Tray Slide, customer's side, 88" W x 12-1/4" D, solid stainless steel, on fixed brackets, with (2) 1/8" die-formed rubbing tracks, & mounted 34" high (specify any special height)**10" wide and mounted at 30"*	\$988.02	\$988.02
	1 ea	CORD-8 8 ft. cord & plug	\$51.02	\$51.02
	1 ea	MOD-HT Special Height Body, per unit		
	1 ea	MOD-HT-32 32" Height Body		
	1 ea	TDST-X-1 For special length *94" long to fit both RFT2 units*	\$305.25	\$305.25
	1 ea	329-6PG Sliding doors, no lock, paint grip steel to match body, recessed stainless steel pull	\$966.76	\$966.76
	1 ea	MOD-2P-6CU Kick Plate, customer's side, powder coated steel, recessed, screw attached, 1/2" above floor for easy rolling	\$441.29	\$441.29
	1 ea	SCPC Standard Color Powder Coat Paint		
	1 ea	217125 Textured Black powder coat paint finish		
	1 ea	TS540-88 Thurmaduke™ Designer Sneeze Guard, 87-3/4"W x 13"D x 18"H, self-service style, painted end panels, 13" wide shelf & 1/4" acrylic end guards, cULus, UL EPH Classified	\$2,553.38	\$2,553.38





Item	Qty	Description	Sell	Sell Total
	1 ea	SCPC Standard Color Powder Coat Paint		
	1 ea	217125 Textured Black powder coat paint finish		
	1 ea	SCPC Standard Color Powder Coat Paint		
	1 ea	217125 Textured Black powder coat paint finish		
	1 ea	MOD-SPL Special length overshef, *To go over both RFT2 units*	\$309.50	\$309.50
	1 ea	FL-6 LED Lights, mounted under shelf, wired to base, for 86-1/2" long models, 120v/60/1-ph	\$1,041.59	\$1,041.59
		ITEM TOTAL:		\$12,431.88
1.1	2 ea	COLD SHELF Duke Manufacturing Model No. RFT2-SB Recessed Frost Top standard body drop-in unit, 39"W x 29"D, fits (2) 18 x 26" pan per shelf, programmable color touch screen control, stainless steel body and shelves, self contained refrigeration, 120v/60/1-ph, 5.5 Amps, NEMA 5-15P	\$5,338.03	\$10,676.06
	2 ea	329-CM Compressor compartment, fully partitioned, stainless steel hinged louvered grill with magnetic catches on the right	\$1,828.09	\$3,656.18
		ITEM TOTAL:		\$14,332.24
2	1 ea	SERVING COUNTER, UTILITY Duke Manufacturing Model No. TST-60PG Thurmaduke™ Solid Top Unit, mobile utility counter, 60"W x 32"D x 36"H, 16ga stainless steel top, 20ga paint grip steel body & undershelves, 5" dia. gray poly swivel casters & brakes, NSF	\$3,169.83	\$3,169.83
	1 ea	217127 Fence Green powder coat paint finish		
	1 ea	MOD-14-4 14ga stainless steel top, in lieu of standard	\$215.12	\$215.12
	1 ea	ILD Internal Locking Device (on both ends), stainless steel pin & latch line up device under countertop, per unit price (Note: Units required to be portable)	\$183.66	\$183.66
	1 ea	SOLID-FX-4CU Tray Slide, customer's side, 60" W x 12-1/4" D, solid stainless steel, on fixed brackets, with (2) 1/8" die-formed rubbing tracks, & mounted 34" high (specify any special height)**10" wide and mounted at 30"*	\$694.68	\$694.68
	1 ea	MOD-HT Special Height Body, per unit		
	1 ea	MOD-HT-32 32" Height Body		
	1 ea	329-4PG Sliding doors, 17" high, 60" long, double-wall paint grip steel, operate on ball-bearing wheels on overhead tracks, for Solid Top, Urn Stand & 5" Deep Ice Cooled Cold Pan Units with (4) wells (not available for Aeroheat Counters), NSF, UL, UL EPH Classified	\$675.12	\$675.12
	1 ea	MOD-2P-4CU Kick Plate, customer's side, powder coated steel, recessed, screw attached, 1/2" above floor for easy rolling	\$315.45	\$315.45
	1 ea	SCPC Standard Color Powder Coat Paint		
	1 ea	217125 Textured Black powder coat paint finish		



Item	Qty	Description	Sell	Sell Total
			ITEM TOTAL:	\$5,253.86
3	1 ea	SERVING COUNTER, UTILITY Duke Manufacturing Model No. TST-74PG Thurmaduke™ Solid Top Unit, mobile utility counter, 74"W x 32"D x 36"H, 16ga stainless steel top, 20ga paint grip steel body & undershelves, 5" dia. gray poly swivel casters & brakes, NSF	\$3,968.24	\$3,968.24
	1 ea	217127 Fence Green powder coat paint finish		
	1 ea	MOD-14-5 14ga stainless steel top, in lieu of standard	\$258.48	\$258.48
	1 ea	TDST-X-2 For recessed top (to accommodate griddles, fryers, etc.): To standard unit price...ADD (for TST models)	\$812.86	\$812.86
	1 ea	ILD Internal Locking Device (on both ends), stainless steel pin & latch line up device under countertop, per unit price (Note: Units required to be portable)	\$183.66	\$183.66
	1 ea	SOLID-FX-5CU Tray Slide, customer's side, 74" W x 12-1/4" D, solid stainless steel, on fixed brackets, with (2) 1/8" die-formed rubbing tracks, & mounted 34" high (specify any special height)**10" wide and mounted at 30"*	\$865.58	\$865.58
	1 ea	CORD-8 8 ft. cord & plug	\$51.02	\$51.02
	1 ea	E-OP2 Electric outlet, mounted in base, with galvanized junction box, duplex or single receptacle & stainless steel cover, wired to existing power source	\$236.38	\$236.38
	1 ea	CUT-OP2 Rectangular cutout with raw edge, must be 12" or less, in counter top, body panel or a shelf (specify cutout size & location)	\$62.92	\$62.92
	1 ea	CUT-OP3 Rectangular cutout with reinforced edges, in counter top, body panel or a shelf, counter top max. right to left is 4" less than unit length (specify cutout size & location)	\$156.45	\$156.45
	1 ea	MOD-HT Special Height Body, per unit		
	1 ea	MOD-HT-32 32" Height Body		
	1 ea	TDST-X-1 For special length not listed (maximum one-piece length of 88"): To next longer standard unit price...ADD (for TST models)	\$305.25	\$305.25
	1 ea	329-SPG Stainless steel hinged doors, paint-grip to match body	\$1,615.52	\$1,615.52
	1 ea	MOD-2P-5CU Kick Plate, customer's side, powder coated steel, recessed, screw attached, 1/2" above floor for easy rolling	\$379.22	\$379.22
	1 ea	SCPC Standard Color Powder Coat Paint		
	1 ea	217125 Textured Black powder coat paint finish		
	1 ea	TS540-74 Thurmaduke™ Designer Sneeze Guard, 73-3/4"W x 13"D x 18"H, self-service style, painted end panels, 13" wide shelf & 1/4" acrylic end guards, cULus, UL EPH Classified	\$2,315.30	\$2,315.30
	1 ea	SCPC Standard Color Powder Coat Paint		
	1 ea	217125 Textured Black powder coat paint finish		
	1 ea	SCPC Standard Color Powder Coat Paint		
	1 ea	217125 Textured Black powder coat paint finish		



Item	Qty	Description	Sell	Sell Total
	1 ea	FL-5 LED Lights, mounted under shelf, wired to base, for 72-1/2" long models, 120v/60/1-ph	\$1,022.88	\$1,022.88
	1 ea	ICB CUSTOM Electric inter connect box with outlets breakers and cord, mounted in the base	\$1,875.71	\$1,875.71
			ITEM TOTAL:	\$14,109.47
3.1	1 ea	HOT FOOD WELL UNIT, DROP-IN, ELECTRIC Duke Manufacturing Model No. WWG4 Waterless Hot Food Well Drop-In Unit, ganged, electric, dry operation, with (4) 12" x 20" hot food well, 60-1/4"W x 24-1/4"D x 12-3/4"H, stainless steel well, removable FDA approved silicone rubber liner, fully insulated galvanized exterior housing, touch screen control panel, without drain, 6' cord & plug, UL, cULus	\$3,496.76	\$3,496.76
				
	1 ea	WWG-4-208 208v/60/1-ph, 9.6 amps, NEMA 6-20		
			ITEM TOTAL:	\$3,496.76
4	1 ea	SERVING COUNTER, UTILITY Duke Manufacturing Model No. TST-32PG Thurmaduke™ Solid Top Unit, mobile utility counter, 32"W x 32"D x 36"H, 16ga stainless steel top, 20ga paint grip steel body & undershelves, 5" dia. gray poly swivel casters & brakes, NSF	\$2,519.37	\$2,519.37
				
	1 ea	217127 Fence Green powder coat paint finish		
	1 ea	MOD-14-2 14ga stainless steel top, in lieu of standard	\$129.24	\$129.24
	1 ea	ILD Internal Locking Device (on both ends), stainless steel pin & latch line up device under countertop, per unit price (Note: Units required to be portable)	\$183.66	\$183.66
	1 ea	SOLID-HD-2CU Tray Slide, customer's side, 32" W x 12-1/4" D, solid stainless steel, on hinged brackets, with (2) 1/8" die-formed rubbing tracks, & mounted 34" high (specify any special height)	\$469.35	\$469.35
	1 ea	CORD 6 ft. cord & plug	\$36.56	\$36.56
	1 ea	E-OP2 Electric outlet, mounted in base, with galvanized junction box, duplex or single receptacle & stainless steel cover, wired to existing power source	\$236.38	\$236.38
	1 ea	CUT-OP1-G Round cutout with grommet, in counter top, body panel or a shelf (specify cutout diameter & location)	\$62.92	\$62.92
	1 ea	329-PG-2L Single door, no lock, left hand hinge, paint grip steel, powder coated to match body, magnetic catch, and recessed stainless steel pull	\$488.91	\$488.91
	1 ea	MOD-2P-2CU Kick Plate, customer's side, powder coated steel, recessed, screw attached, 1/2" above floor for easy rolling	\$190.46	\$190.46
	1 ea	SCPC Standard Color Powder Coat Paint		
	1 ea	217125 Textured Black powder coat paint finish		
	1 ea	MOD-2P-E Kick Plate, end, powder coated steel, recessed, screw attached, 1/2" above floor for easy rolling	\$219.37	\$219.37

Item	Qty	Description	Sell	Sell Total
	1 ea	SCPC Standard Color Powder Coat Paint		
	1 ea	217125 Textured Black powder coat paint finish		
			ITEM TOTAL:	\$4,536.22
			Merchandise	\$54,160.43
			Freight	\$4,537.00
			DELIVERY	\$100.00
			Total	\$58,797.43

Acceptance: _____ Date: _____

Printed Name: _____

Project Grand Total: \$58,797.43



DESIGNED FOR:
HILLCREST ELEMENTARY SCHOOL

DESIGNED BY:
FLORIDA AGENTS

DWG # 3D:
RENDER-0001056-B

RENDERED BY:
CAM

SHEET:
1

OF:
2

POWDER COAT COLOR: @217127 - FENCE GREEN
 POWDER COAT COLOR: @217125 - TEXTURED BLACK

Duke
 MANUFACTURING
 COMPANY

Your Solutions Partner
 ©2017 Duke Manufacturing Co.

2305 North Broadway
 St. Louis, MO 63102
 Ph: (314) 231-1130
 Fax: (314) 231-5874



DESIGNED FOR:
HILLCREST ELEMENTARY SCHOOL

DESIGNED BY:
FLORIDA AGENTS

DWG # SID:
RENDER-0001056-B

RENDERED BY: CAM

SHEET:
2

OF: 2

POWDER COAT COLOR: @217127 - FENCE GREEN
POWDER COAT COLOR: @217125 - TEXTURED BLACK



DUKE
MANUFACTURING
COMPANY

2205 North Broadway
St. Louis, MO 63102
Ph: (314) 231-1130
Fax: (314) 231-5074

Your Solutions Partner
@2017 Duke Manufacturing Co.

Table of Contents

SERVING COUNTER, UTILITY - DUKE MANUFACTURING TST-88PG (ITEM 1)	1
COLD SHELF - DUKE MANUFACTURING RFT2-SB (ITEM 1.1)	9
SERVING COUNTER, UTILITY - DUKE MANUFACTURING TST-60PG (ITEM 2)	14
SERVING COUNTER, UTILITY - DUKE MANUFACTURING TST-74PG (ITEM 3)	17
HOT FOOD WELL UNIT, DROP-IN, ELECTRIC - DUKE MANUFACTURING WWG4 (ITEM 3.1)	19
SERVING COUNTER, UTILITY - DUKE MANUFACTURING TST-32PG (ITEM 4)	22



3310 Reynolds Road
Lakeland, FL 33803

Phone: 800-329-4314
Fax: 863-665-6496

Submittal Sheet

12/20/2024

ITEM# 1 - SERVING COUNTER, UTILITY (1 EA REQ'D)

Duke TST-88PG

Thurmaduke™ Solid Top Unit, mobile utility counter, 88"W x 32"D x 36"H, 16ga stainless steel top, 20ga paint grip steel body & undershelves, 5" dia. gray poly swivel casters & brakes, NSF

ACCESSORIES

Mfr	Qty	Model	Spec
Duke	1	217127	Fence Green powder coat paint finish
Duke	1	MOD-14-6	14ga stainless steel top, in lieu of standard
Duke	1	TDST-X-2	For recessed top (to accommodate griddles, fryers, etc.): To standard unit price...ADD (for TST models)
Duke	1	ILD	Internal Locking Device (on both ends), stainless steel pin & latch line up device under countertop, per unit price (Note: Units required to be portable)
Duke	1	SOLID-FX-6CU	Tray Slide, customer's side, 88" W x 12-1/4" D, solid stainless steel, on fixed brackets, with (2) 1/8" die-formed rubbing tracks, & mounted 34" high (specify any special height)**10" wide and mounted at 30"*
Duke	1	CORD-8	8 ft. cord & plug
Duke	1	MOD-HT	Special Height Body, per unit
Duke	1	MOD-HT-32	32" Height Body
Duke	1	TDST-X-1	For special length *94" long to fit both RFT2 units*
Duke	1	329-6PG	Sliding doors, no lock, paint grip steel to match body, recessed stainless steel pull
Duke	1	MOD-2P-6CU	Kick Plate, customer's side, powder coated steel, recessed, screw attached, 1/2" above floor for easy rolling
Duke	1	SCPC	Standard Color Powder Coat Paint
Duke	1	217125	Textured Black powder coat paint finish
Duke	1	TS540-88	Thurmaduke™ Designer Sneeze Guard, 87-3/4"W x 13"D x 18"H, self-service style, painted end panels, 13" wide shelf & 1/4" acrylic end guards, cULus, UL EPH Classified
Duke	1	SCPC	Standard Color Powder Coat Paint
Duke	1	217125	Textured Black powder coat paint finish
Duke	1	SCPC	Standard Color Powder Coat Paint
Duke	1	217125	Textured Black powder coat paint finish
Duke	1	MOD-SPL	Special length overshelf, *To go over both RFT2 units*

Duke

1

FL-6

LED Lights, mounted under shelf, wired to base,
for 86-1/2" long models, 120v/60/1-ph

ELECTRICAL

	VOLTS	CYCLE	PHASE	CONN	AFF	NEMA	AMPS	KW	HP	MCA	MOCP
1	120	60	1	Direct							



Your Solutions Partner

Specifications

F.O.B. Sedalia, Missouri 65301



TST-46

OPTIONS:

- 14 gauge tops
- Internal Locking device
- Pass-Thru construction
- Foodshields
- Workshelves
- Trayslides
- Special length not listed
- Recessed top (to accommodate griddles, fryers, etc.)
- 6" Stainless steel legs
- Veneered plastic laminate panels on body
- Powder coat paint colors
- Kickplates s/s or p/g

DUKE MANUFACTURING CO.
 2305 N. Broadway
 St. Louis, MO 63102
 800.735.3853 Toll Free
 314.231.5074 Fax
 www.dukemfg.com
 SS-1178 Thurmaduke - Solid Top

Approval Stamp(s):

PRODUCT INFORMATION:

PROJECT: _____
 ITEM: _____
 QUANTITY: _____

MODEL:

**Thurmaduke Serving Systems
 Solid Top Units**

- TST-18** 18" length units
- TST-32** 32" length units
- TST-46** 46" length units
- TST-60** 60" length units
- TST-74** 74" length units
- TST-88** 88" length units

TOP:

- 16 gauge, 300 Series stainless steel
- Sound-deadening

BODY:

- Choice of (12) powder coat paint colors
- Stainless steel body
- NSF approved 5" diameter polyurethane casters
- Operator's side open to bottom shelf
- 7" high stainless steel rail on operator's side
- End and side opposite operator fully enclosed
- Intermediate and bottom shelves to match body

Agency Listings:



Specification subject to change



THURMADUKE SERVING SYSTEMS - SOLID TOP UNITS

Catalog No. TSS-SOLID

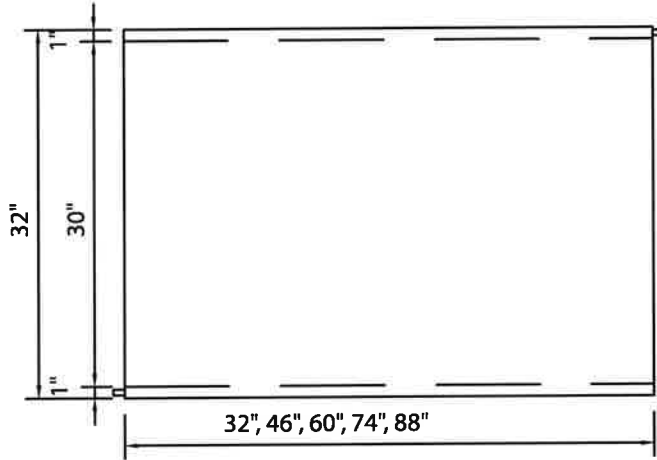
A.I.A. File No. 35-C-13

Thurmaduke

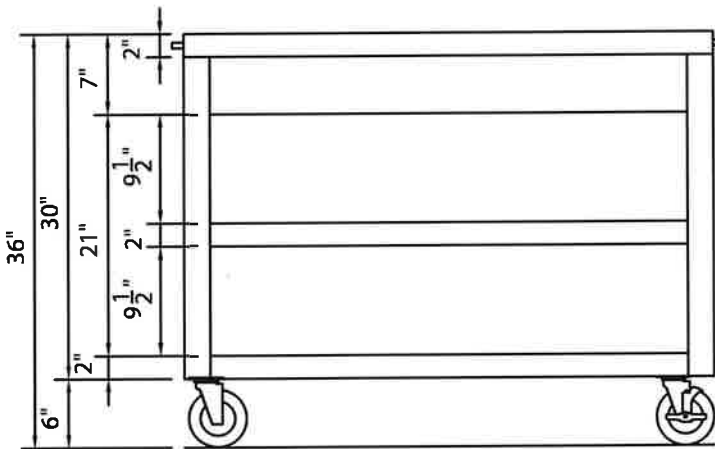
THURMADUKE SERVING SYSTEMS SOLID TOP UNITS

A.I.A. File No. 35-C-13

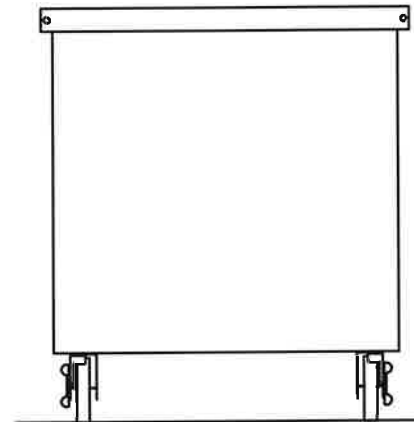
Catalog No. TSS-SOLID



TOP VIEW



FRONT VIEW



RIGHT SIDE VIEW

DIMENSIONS:

Freight Class: 150

Model	Length		Width		Height		Cube ft. crated	Weight	
	in	cm	in	cm	in	cm		lbs	kg
TST-18	18	45.7	32	81.3	36	91.4	22.0	200	90.9
TST-32	32	81.3	32	81.3	36	91.4	34.8	215	97.7
TST-46	46	116.8	32	81.3	36	91.4	47.7	314	142.7
TST-60	60	152.4	32	81.3	36	91.4	60.5	380	172.7
TST-74	74	188.0	32	81.3	36	91.4	73.3	446	202.7
TST-88	88	223.5	32	81.3	36	91.4	86.2	480	218.2

THURMADUKE SERVING SYSTEMS - SOLID TOP UNITS



Duke Manufacturing Co.
2305 N. Broadway
St. Louis, MO 63102

Phone: 314-231-1130
Toll Free: 1-800-735-3853
Fax: 314-231-5074

www.dukemfg.com

Printed in U.S.A
© 2020, Duke Manufacturing Co.



Your Solutions Partner

Specifications

F.O.B. Sedalia, Missouri 65301



540-xx

OPTIONS:

- Fluorescent light
- Radiant heat rod w/incandescent light - 120V
- Radiant heat rod w/switch
- Special lengths or heights
- Special finish colors

Agency Listings:



DUKE MANUFACTURING CO.
 2305 N. Broadway
 St. Louis, MO 63102
 800.735.3853 Toll Free
 314.231.5074 Fax
 www.dukemfg.com

SS-1185 Food Guard - Designer Series Self Serve

Hillcrest Elementary School Rev. B

Approval Stamp(s):

PRODUCT INFORMATION:

PROJECT: _____

ITEM: _____

QUANTITY: _____

MODEL: Foodshield - Designer Series - Self Serve

Fits: Thurmaduke Steamtable, Aeroserv, Thurmad-
uke Serving Systems

- TS540-32
 - TS540-46
 - TS540-60
 - TS540-74
 - TS540-88
- Self Service Style - Stainless
Steel Top

TOP:

- All edges flanged down
- 18 gauge stainless steel or paint grip steel
- Choice of (12) powder coat paint colors (must choose one):

FRAMES:

- 18 gauge stainless steel or choice of 12 powder coat colors


GUARDS:

- Adjustable 1/4" tempered glass food shield

SIZES:

- All units available in following lengths
31-3/4", 45-3/4", 59-3/4", 73-3/4", 87-3/4"

Specification subject to change



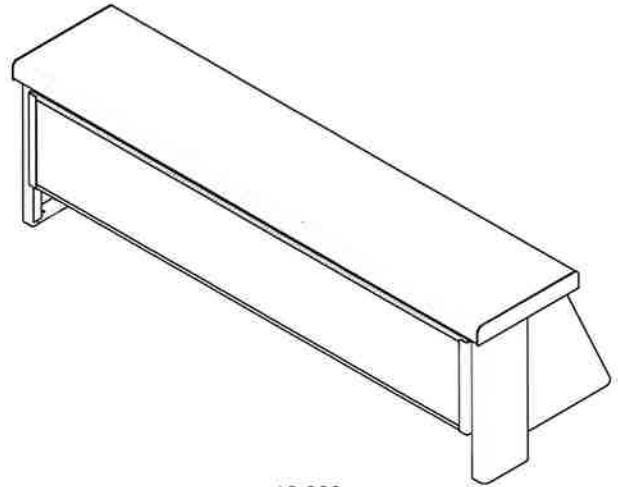
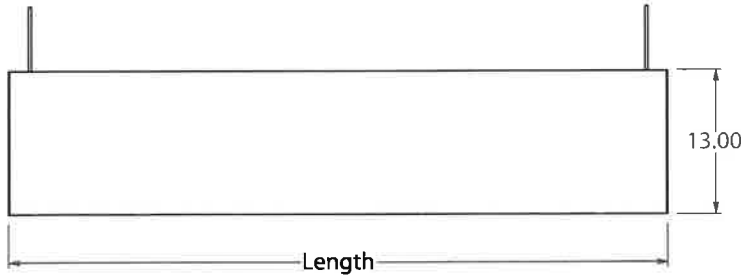
FOODSHIELDS - DESIGNER SERIES

Catalog No. FS-DESIGNER

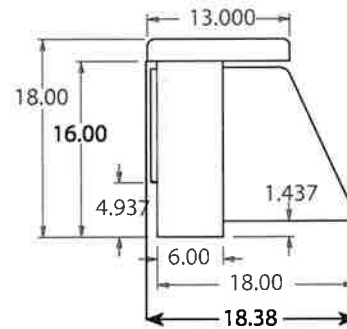
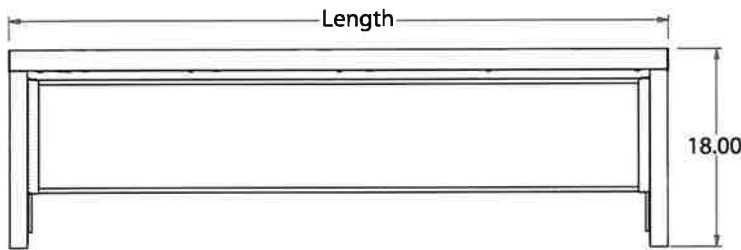
A.I.A. File No. 35-C-13

FOODSHIELD - DESIGNER SERIES SELF SERVE

A.I.A. File No. 35-C-13



Catalog No. FS-DESIGNER



DIMENSIONS:

Freight Class: 150

Model	Length		Height		Width		Weight		Cube ft. Crated
	in	cm	in	cm	in	cm	lbs	kg	
TS540-32	32	81.3	18	45.7	18.375	33.0	25	11.4	8.3
TS540-46	46	116.8	18	45.7	18.375	33.0	31	14.1	11.4
TS540-60	60	152.4	18	45.7	18.375	33.0	36	16.4	14.5
TS540-74	74	188.0	18	45.7	18.375	33.0	40	18.2	17.5
TS540-88	88	223.5	18	45.7	18.375	33.0	44	20.0	20.6

Self-Service Style, w/stainless steel for painted top, stainless steel or painted end panels.

FOODSHIELDS - DESIGNER SERIES



Duke Manufacturing Co.
2305 N. Broadway
St. Louis, MO 63102

Phone: 314-231-1130
Toll Free: 1-800-735-3853
Fax: 314-231-5074

www.dukemfg.com


Printed in U.S.A
© 2020, Duke Manufacturing Co.
Page: 6



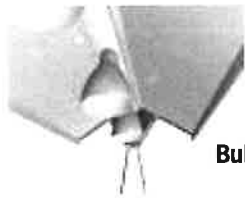
"Your Solutions Partner"

Specifications

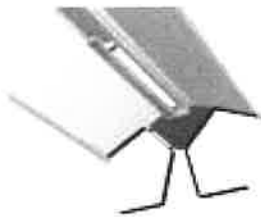
F.O.B. Sedalia, Missouri 65301



Tray Shelves



Bullet Lamps



Fluorescent Lights



Spillage Pans



Adapter Plates

AGENCY LISTING:



DUKE MANUFACTURING CO.
2305 N. Broadway
St. Louis, MO 63102

800.735.3853 Toll Free
314.231.1130 In Missouri
314.231.5074 Fax
www.dukemfg.com

Approval Stamp(s):

PROJECT INFORMATION:

PROJECT: _____
ITEM: _____
QUANTITY: _____

MODEL:

EconoMate Buffet Units Accessories

Tray Shelf:

Easy-to-clean germ-resistant 7" wide, solid, stainless steel. On drop brackets
Set of (2)

PR-2, PR-3, PR-4

Not available for Beef Cart unit

Bullet Lamps:

Available with infrared or incandescent bulbs to provide oven-like warmth or additional light. -

Infrared - **BL-2, BL-3, BL-4**

Incandescent - **BI-2, BI-3, BI-4**

Fluorescent Lights:

Fit into any EconoMate canopy to provide additional light. -

FL-2, FL-3, FL-4

Spillage Pan:

Available in Aluminum (**#576**) or Stainless Steel (**#676**).

Telescope Covers:

Flat top - **546**

Round top - **548**

Adapter Plates (for hot food units):

Available in the following configurations:

#31 - three 6-1/2" diameter cutouts

#32 - two 8-1/2" cutouts

#33 - one 6-1/2" and one 10-1/2" cutout.

False Bottom: (not shown)

1/2" deep sectional false bottom. - **FB**

Adapter Bars: (not shown)

#515 - 2" x 21" (5.1 x 53.3 cm)

#516 - 3/4" x 21" (1.9 x 53.3 cm)

Stainless Steel Insets and Inset Covers - Round Food Pans: (not shown)

521, 522, 523, 524, 537, 540, 541, 542

Stainless Steel Pans and Flat Covers (not shown)



ECONOMATE BUFFET UNITS ACCESSORIES

- BL, BI** Bullet Lamps
- FL** Fluorescent Lights
- PR** Tray Slides
- AECY** Plexiglas Replacements
- FB** False Bottom
- HFST** Hot Food Style Top
- 576, 676** Spillage Pans
- 31, 32, 33** Adapter Plates
- 516, 516** Adapter Bars
- 521, 522, 523, 524** Stainless Steel Insets & **537, 540, 541, 542** Inset Covers

A.I.A. File No. 35-C-13

Catalog No. EMB-ACCESS

OPTIONAL ACCESSORIES:

Description	Unit Length 30-3/8" (77.2 cm)			Unit Length 44-3/8" (112.8 cm)			Unit Length 58-3/8" (148.3 cm)		
	Model	Weight		Model	Weight		Model	Weight	
		lbs.	kg		lbs.	kg		lbs.	kg
Bullet Lamps Only									
Infrared 250 watt each (white bulb)	BL-2	10	4.6	BL-3	14	6.4	BL-4	17	7.7
Incandescent bulbs 60 watt each	BI-2	10	4.6	BI-3	14	6.4	BI-4	17	7.7
Fluorescent Lights ONLY									
With plastic shields	FL-2	8	3.6	FL-3	10	4.6	FL-4	12	5.5
*NOTE: When these options are installed the unit may not be U.L. listed.									
Tray Shelves (Will not fit Beef Cart Units)									
Set of two 7" (17.8 cm) wide, S/S on drop brackets	PR-2	24	10.9	PR-3	30	13.6	PR-4	36	16.4
Powder coat painted sneeze protection at canopy ends is standard equipment on EconoMate Units. Specify Black Matte or match body color when ordering.									
NOTE: Latches can be added to units - see Price Book or contact St. Louis Office (PER PAIR)									
For Tray Shelf on end of unit - 12" (30.5 cm) wide, 18 gauge, on drop brackets									

ECONOMATE BUFFET UNITS - ACCESSORIES

PLEXIGLAS REPLACEMENTS:

Number of Sections	Canopy Only	Plexiglass with Brackets Lights Not Included	Weight	
	Model	Model	lbs.	kg
2 Section	AECY-2	AECY-2-BK	24/37	10.9/16.8
3 Section	AECY-3	AECY-3-BK	31/44	14.1/20.0
4 Section	AECY-4	AECY-4-BK	40/53	18.2/24.1
BEEF CART	AECY-BC	AECY-BC-BK	24/37	10.9/16.8
AECY-BRKTs (Brackets Only) in black matte powder coat paint finish			13	5.9

OPTIONAL COLD PAN UNIT ACCESSORIES:

FALSE BOTTOM AND HOT FOOD STYLE TOP				
Model	Description	No. of Full Size Pan Openings		
FB-	1/2" (1.3 cm) deep - sectional - stainless steel false bottom	2	3	4
HFST-	Beaded 12-1/16" x 20-1/16" (30.7 x 51.0 cm) openings in top	2	3	4



"Your Solutions Partner"

DUKE MANUFACTURING CO.
2305 N. Broadway
St. Louis, MO 63102

800.735.3853 Toll Free
314.231.1130 In Missouri
314.231.5074 Fax
www.dukemfg.com



3310 Reynolds Road
Lakeland, FL 33803

Phone: 800-329-4314
Fax: 863-665-6496

Submittal Sheet

12/20/2024

ITEM# 1.1 - COLD SHELF (2 EA REQ'D)

Duke RFT2-SB

Recessed Frost Top standard body drop-in unit, 39"W x 29"D, fits (2) 18 x 26" pan per shelf, programmable color touch screen control, stainless steel body and shelves, self contained refrigeration, 120v/60/1-ph, 5.5 Amps, NEMA 5-15P

ACCESSORIES

Mfr	Qty	Model	Spec
Duke	2	329-CM	Compressor compartment, fully partitioned, stainless steel hinged louvered grill with magnetic catches on the right

ELECTRICAL

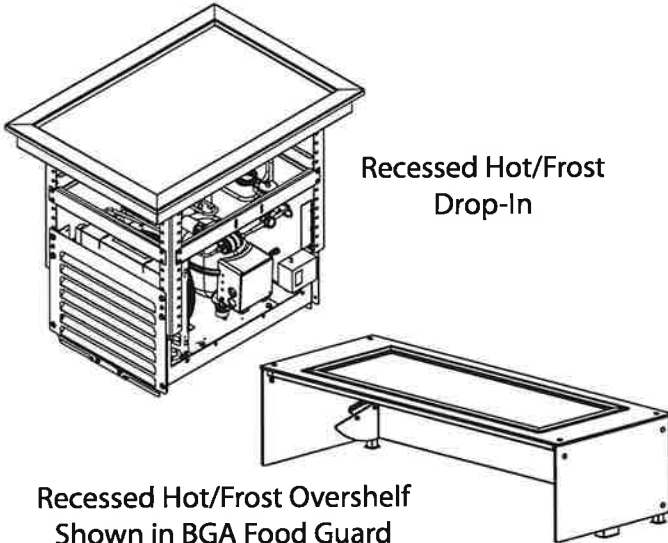
	VOLTS	CYCLE	PHASE	CONN	AFF	NEMA	AMPS	KW	HP	MCA	MOCP
1	120	60	1			5-15P	5.5				



Your Solutions Partner

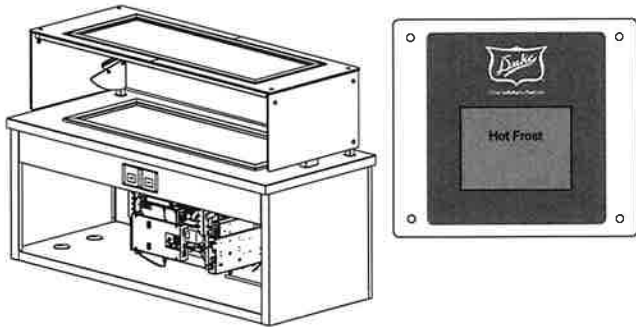
Specifications

F.O.B. Sedalia, Missouri 65301



Recessed Hot/Frost Drop-In

Recessed Hot/Frost Overshelf Shown in BGA Food Guard



Recessed Hot/Frost Dual Evaporator

OPTIONS:

- Stone inserts in 3 different colors for a more retail upscale look
- Available as hot only or cold only
- Basic mechanical control
- 5 Degree Slant Kit
- Drain Option - Available only on lower 2 and 3 section units
- Duplexed Evaporative system for stacked Overshelf & drop-in

DUKE MANUFACTURING CO.

2305 N. Broadway
 St. Louis, MO 63102
 800.735.3853 Toll Free
 314.231.5074 Fax
 www.dukemfg.com
 SS-1265 Recessed Hot Frost

Approval Stamp(s):

Recessed Hot Frost

PRODUCT INFORMATION:

PROJECT: _____

ITEM: _____

QUANTITY: _____

MODEL:

Recessed Hot Frost, Hot Frost Over Shelf, and Duplex Hot and Cold

- Models Listed on following pages

■ Hot and Cold	Hot and Cold Configuration
■ Hot Only	Hot Only Configuration
■ Cold Only	Cold Only Configuration
- The #1 benefit of the Duke Stainless steel recessed HotFrost 18"x 26" pan top merchandiser is versatility, flexibility and speed of line reload to handle high throughput in short period of time
- Change your serving configuration daily and from breakfast to lunch as your menu dictates.
- Switch from Hot or Cold display merchandising as your menu dictates.
- Change the way food is served and merchandised with pre plated and pre portioned foods.
- Recessed HotFrost Drop in with HotFrost shelves integrated into the breathguards double food display merchandising per linear foot.
- Dukes recessed 18"x 26" pan design locks pans in place or use optional stone inserts for a retail, upscale presentation without the use of sheet pans.
- The 18"x 26" pan format enables fast line re-load and the ability to handle high throughput in a short period of time. The self-serving of pre-wrapped and pre-portioned foods minimizes labor needs associated with operator served foods.
- Optional colored stone inserts provide an upscale retail look

CONTROLS:

- Intuitive, easy to learn, easy to use full color touch screen control with pre-programmed temperatures assure consistency and high food quality.
- Touchscreen shows alerts and messaging when the unit isn't operating to specification... also easy access to serial #.
- Built in connectivity to allow future firmware updates, and remote alerts, messaging and control.
- Four foot cord supplied between control and touchscreen.
- Complies with part 15 of the FCC rules.

Agency Listings:



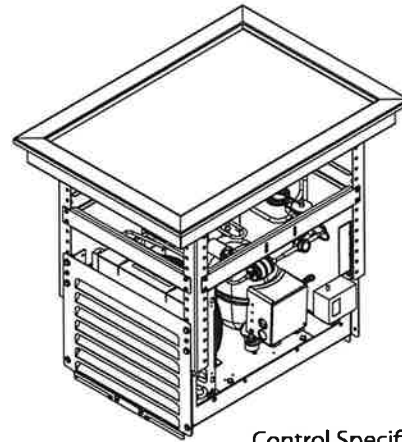
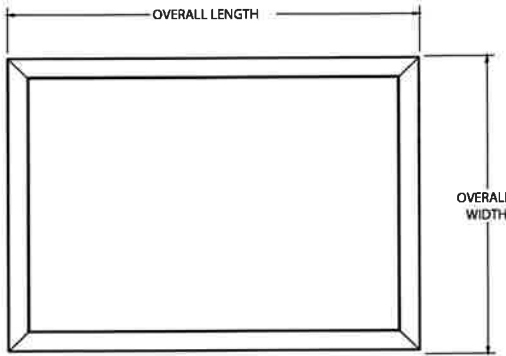
Specification subject to change



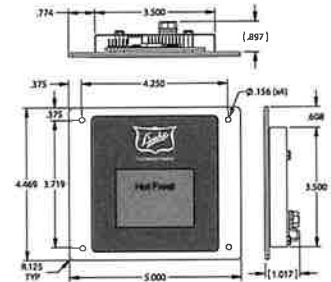
Catalog No. Recessed Hot Frost

A.I.A. File No. 35-C-13

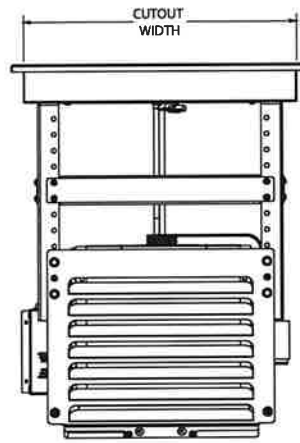
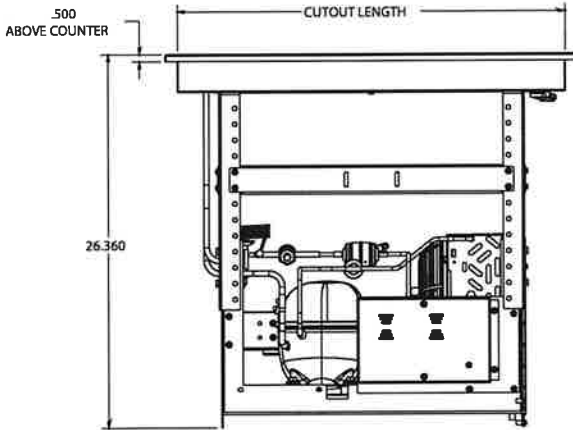
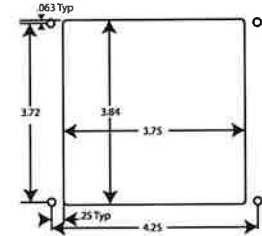
Recessed Hot Frost Drop-In



Control Specification



Control Cutout



Note: Optional Drain available in 2 and 3 Section units only

ELECTRICAL SPECIFICATIONS:

Model		120 Volt - HZ 60		Model		120 Volt - HZ 60		Model		120 Volt - HZ 60	
		Amps	NEMA			Amps	NEMA			Amps	NEMA
RHF1-SL	Hot Frost - Slim Line	5.8	5-15	RHT1-SL	Hot Top Only - Slim Line	2.8	5-15	RFT1-SL	Frost Top Only - Slim Line	5.8	5-15
RHF2-SL	Hot Frost - Slim Line	5.8	5-15	RHT2-SL	Hot Top Only - Slim Line	5.3	5-15	RFT2-SL	Frost Top Only - Slim Line	5.8	5-15
RHF3-SL	Hot Frost - Slim Line	7.8	5-15	RHT3-SL	Hot Top Only - Slim Line	7.8	5-15	RFT3-SL	Frost Top Only - Slim Line	5.8	5-15
RHF2-SB	Hot Frost - Standard	5.8	5-15	RHT2-SB	Hot Top Only - Standard	5.3	5-15	RFT2-SB	Frost Top Only - Standard	5.8	5-15
RHF3-SB	Hot Frost - Standard	7.8	5-15	RHT3-SB	Hot Top Only - Standard	7.8	5-15	RFT3-SB	Frost Top Only - Standard	5.8	5-15

DIMENSIONS:

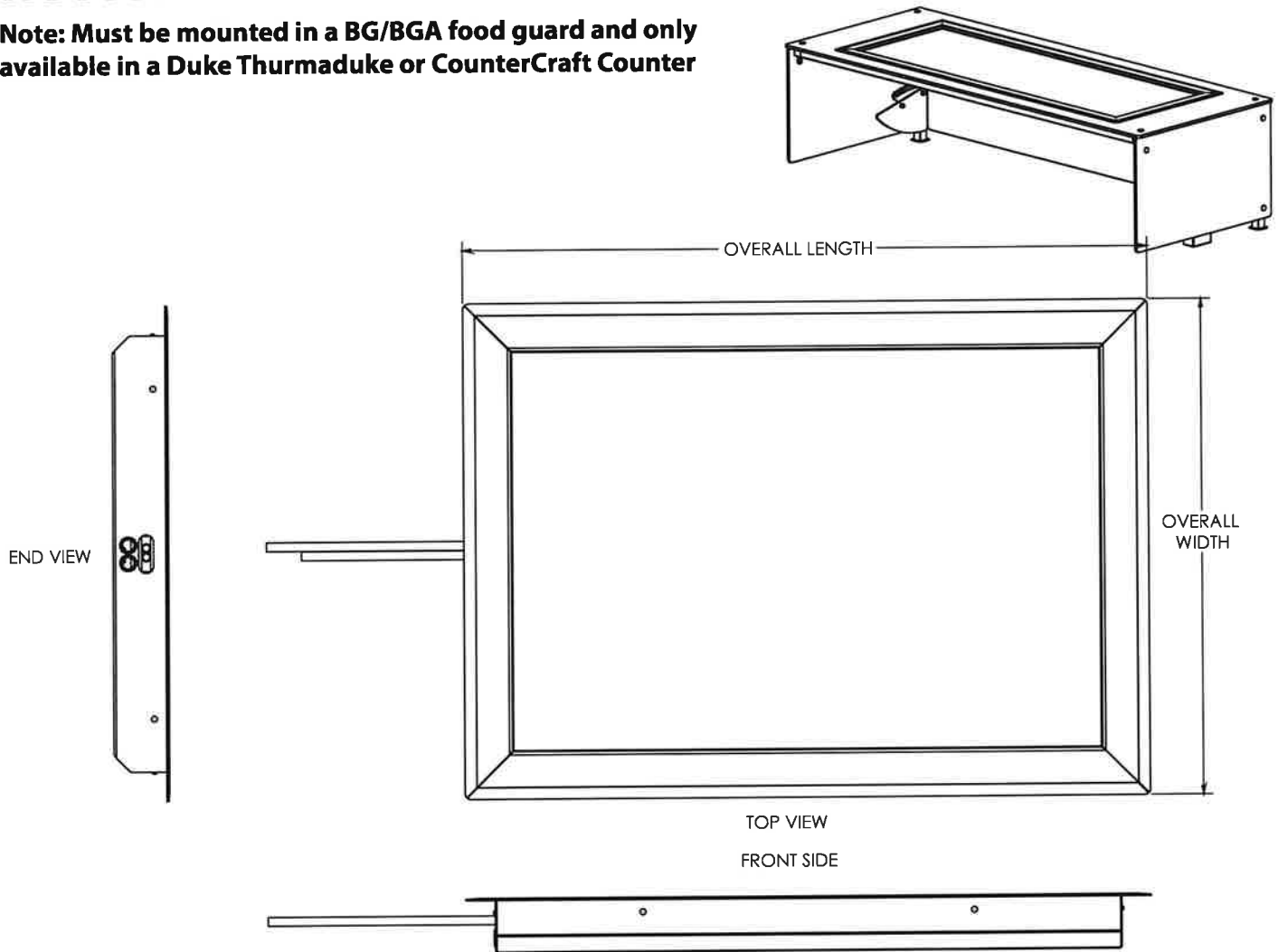
Freight Class: 100

Model	Length		Width		Height		Cutout-W		Cutout-L		Cube ft. crated	Crated Ship Weight	
	in.	cm	in.	cm	in.	cm	in.	cm	in.	cm		lbs.	kg
RHF1-SL	29.0	73.7	21.0	61.0	26.36	67.0	19.75	50.0	27.75	69.9	16.1	214	97.1
RHF2-SL	55.0	139.7	21.0	61.0	26.36	67.0	19.75	50.0	53.75	135.9	17.4	232	105.2
RHF3-SL	81.0	205.7	21.0	61.0	26.36	67.0	19.75	50.0	79.75	201.3	25.9	387	175.5
RHF2-SB	39.0	99.1	29.0	61.0	26.36	67.0	27.75	69.9	37.75	95.3	23.8	317	143.8
XXX3-SB	57.0	144.8	29.0	61.0	26.36	67.0	27.75	69.9	55.75	141.0	25.2	387	175.5

XXX = Model type Hot/Frost, Hot Only, Frost Only

Recessed Hot/Frost Overshelf

Note: Must be mounted in a BG/BGA food guard and only available in a Duke Thurmaduke or CounterCraft Counter



ELECTRICAL SPECIFICATIONS:

Model		120 Volt - HZ 60			Model		120 Volt - HZ 60			Model		120 Volt - HZ 60		
		Amps	NEMA	Direct Wired			Amps	NEMA	Direct Wired			Amps	NEMA	Direct Wired
HFO1-SL	Hot Frost - Slim Line	5.8	5-15	Terminal Block	HTO1-SL	Hot Top Only - Slim Line	2.8	5-15	Terminal Block	FTO1-SL	Frost Top Only - Slim Line	5.8	5-15	Terminal Block
HFO2-SL	Hot Frost - Slim Line	5.8	5-15		HTO2-SL	Hot Top Only - Slim Line	5.3	5-15		FTO2-SL	Frost Top Only - Slim Line	5.8	5-15	

DIMENSIONS:

Freight Class: 100

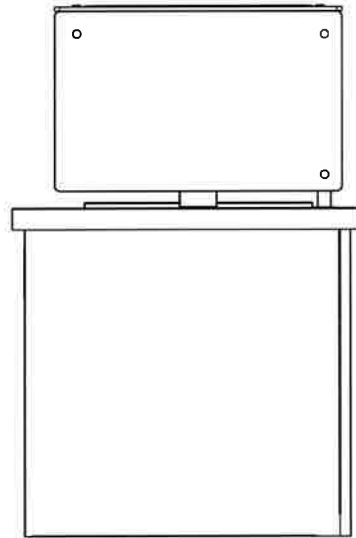
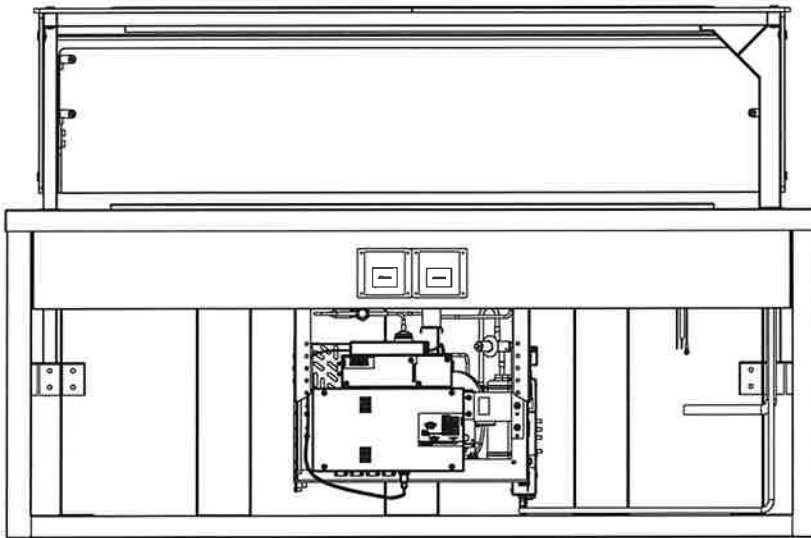
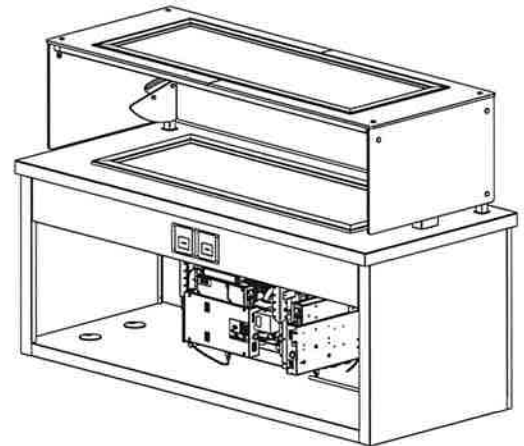
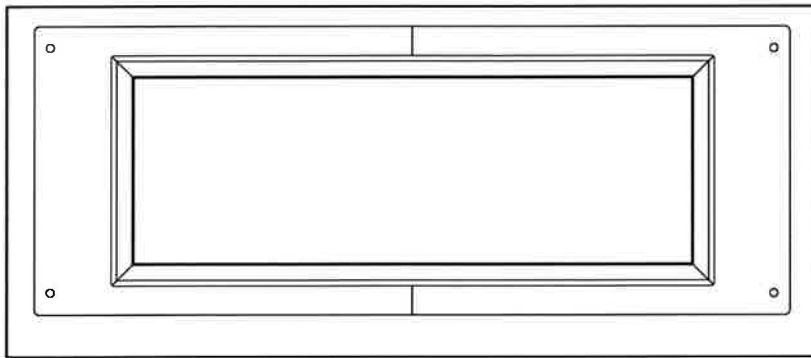
Model	Width		Depth		Height		Cutout-W		Cutout-L		Cube ft. crated	Crated Ship Weight	
	in.	cm	in.	cm	in.	cm	in.	cm	in.	cm		lbs.	kg
XXX1-SL	29.0	73.7	21.0	61.0	2.38	6.0	19.0	48.26	27.0	68.58	1.0	141	64.0
XXX2-SL	55.0	139.7	21.0	61.0	2.38	6.0	19.0	48.26	53.0	134.62	2.0	232	105

XXX = Model type Hot/Frost, Hot Only, Frost Only

A.I.A. File No. 35-C-13

Catalog No. Recessed Hot Frost

Recessed Hot/Frost Duplex



ELECTRICAL SPECIFICATIONS:

Model		120 Volt - HZ 60		
		Amps	NEMA	Direct Wired
DE-RHF1-SL-HFO1-SL	Duplex Evap, Recessed HotFrost, HotFrost Overshelf	8.3	5-15	Terminal Block
DE-RHF2-SL-HFO2-SL	Duplex Evap, Recessed HotFrost, HotFrost Overshelf	10.8	5-15	Terminal Block
DE-RHF2-SB-HFO2-SL	Duplex Evap, Recessed HotFrost, HotFrost Overshelf	10.8	5-15	Terminal Block
DE-RHF2-SB-HFO1-SL	Duplex Evap, Recessed HotFrost, HotFrost Overshelf	10.8	5-15	Terminal Block
DE-RFT1-SB-FTO1-SL	Duplex Evap, Recessed Frost Top, Frost Top Overshelf	5.8	5-15	Terminal Block
DE-RFT2-SL-FTO2-SL	Duplex Evap, Recessed Frost Top, Frost Top Overshelf	5.8	5-15	Terminal Block
DE-RFT2-SB-FTO2-SL	Duplex Evap, Recessed Frost Top, Frost Top Overshelf	5.8	5-15	Terminal Block
DE-RFT2-SB-FTO1-SL	Duplex Evap, Recessed Frost Top, Frost Top Overshelf	5.8	5-15	Terminal Block

Recessed Hot Frost



Duke Manufacturing Co.
 2305 N. Broadway
 St. Louis, MO 63102

Phone: 314-231-1130
 Toll Free: 1-800-735-3853
 Fax: 314-231-5074

www.dukemfg.com

Printed in U.S.A
 © 2024, Duke Manufacturing Co.



3310 Reynolds Road
Lakeland, FL 33803

Phone: 800-329-4314
Fax: 863-665-6496

Submittal Sheet

12/20/2024

ITEM# 2 - SERVING COUNTER, UTILITY (1 EA REQ'D)

Duke TST-60PG

Thurmaduke™ Solid Top Unit, mobile utility counter, 60"W x 32"D x 36"H, 16ga stainless steel top, 20ga paint grip steel body & undershelves, 5" dia. gray poly swivel casters & brakes, NSF

The spec sheet for this item can be viewed on item 1)

ACCESSORIES


Mfr	Qty	Model	Spec
Duke	1	217127	Fence Green powder coat paint finish
Duke	1	MOD-14-4	14ga stainless steel top, in lieu of standard
Duke	1	ILD	Internal Locking Device (on both ends), stainless steel pin & latch line up device under countertop, per unit price (Note: Units required to be portable)
Duke	1	SOLID-FX-4CU	Tray Slide, customer's side, 60" W x 12-1/4" D, solid stainless steel, on fixed brackets, with (2) 1/8" die-formed rubbing tracks, & mounted 34" high (specify any special height)**10" wide and mounted at 30"*
Duke	1	MOD-HT	Special Height Body, per unit
Duke	1	MOD-HT-32	32" Height Body
Duke	1	329-4PG	Sliding doors, 17" high, 60" long, double-wall paint grip steel, operate on ball-bearing wheels on overhead tracks, for Solid Top, Urn Stand & 5" Deep Ice Cooled Cold Pan Units with (4) wells (not available for Aeroheat Counters), NSF, UL, UL EPH Classified
Duke	1	MOD-2P-4CU	Kick Plate, customer's side, powder coated steel, recessed, screw attached, 1/2" above floor for easy rolling
Duke	1	SCPC	Standard Color Powder Coat Paint
Duke	1	217125	Textured Black powder coat paint finish




"Your Solutions Partner"

Specifications

F.O.B. Sedalia, Missouri 65301



Heat-in-Base



Sliding Doors



Skeleton Unit



3-Bar Tray Slides



Solid Tray Slides

AGENCY LISTINGS:



DUKE MANUFACTURING CO.
 2305 N. Broadway
 St. Louis, MO 63102

800.735.3853 Toll Free
 314.231.1130 In Missouri
 314.231.5074 Fax
 www.dukemfg.com

Approval Stamp(s):

PROJECT INFORMATION:

PROJECT: _____

ITEM: _____

QUANTITY: _____

MODEL:

Thurmaduke Serving Systems Accessories

- **HTD-BASE-M** Heat-in-Base modular unit
- **328PG/SS-OP** Sliding doors - Operator's side, S/S or paint grip
- **328PG/SS-CU** Sliding doors - Customer's side, S/S or paint grip
- **TS380-PG/SS** Skeleton unit - S/S or paint grip
- **TS381-PG/SS** End return - S/S or paint grip
- **TS38TS-HD** Tubular tray slides, S/S, hinged brackets
- **TS38TS-FX** Tubular tray slides, S/S, fixed brackets
- **TSSOLID-HD** Solid tray slides, S/S, hinged brackets
- **TSSOLID-FX** Solid tray slides, S/S, fixed brackets

HEAT-IN-BASE MODULAR UNIT:

- For hot food and solid top units
- Accommodates (4) 6"D pans; (6) 4"D pans; (12) 2"D pans
- Includes electric outlet in cabinet base when ordered with steamtable
- Available as stand-alone retrofit for hot food and solid top units already in field
- (2) units can be used in 5- or 6-well units.

SKELETON UNITS:

- Heavy gauge paint-grip or stainless steel
- Finish to match other units
- Available on legs only
- Specify length up to 132"

SLIDING DOORS:

- Double-wall, paint-grip or stainless steel
- Ball-bearing wheels on overhead tracks
- Lift out for easy cleaning
- Lock option at added charge

SOLID TRAY SLIDES:

- 18", 30", 32", 46", 60", 74", 88" standard lengths
- Heavy gauge stainless steel, stainless steel brackets
- (2) 1/8" high embossed rubbing tracks
- Special lengths available

3-BAR TRAY SLIDES:

- 18", 30", 32", 46", 60", 74", 88" standard lengths
- 1" diameter stainless steel tubes, ends capped
- Stainless steel brackets
- Special lengths available



**THURMADUKE SERVING SYSTEMS
ACCESSORIES**

- **HTD-BASE-M** Heat-in-Base modular unit
- **328PG/SS-OP** Sliding doors - Operator's side, S/S or paint grip
- **328PG/SS-CU** Sliding doors - Customer's side, S/S or paint grip
- **TS380-PG/SS** Skeleton unit - S/S or paint grip
- **TS381-PG/SS** End return - S/S or paint grip
- **TS38TS-HD** Tubular tray slides, S/S, hinged brackets
- **TS38TS-FX** Tubular tray slides, S/S, fixed brackets
- **TSSOLID-HD** Solid tray slides, S/S, hinged brackets
- **TSSOLID-FX** Solid tray slides, S/S, fixed brackets

Heat-in-Base Unit

Model	Left-to-Right		Height		Depth		Cutout Length		Cube Crated ft.	Weight	
	in.	cm	in.	cm	in.	cm	in.	cm		lbs.	kg
HTD-BASE-M	30	76.2	17	43.2	23	58.4	33-1/8	84.2	35.4	190	86.0

Skeleton Units

Model	Description
380-25	Front panel: 36" high, 12 lbs. per foot - must attach to adjacent unit
381-25	End panel: 32" wide, 36" high, 4" long, 20 lbs. w/6" legs

Sliding Doors - for Hot Food Units

Sliding Doors - for Solid Top, Cold Pan and Urn Stand Units

Model	Length		Door Height		Weight		Model	Length		Door Height		Weight	
	in.	cm	in.	cm	lbs.	kg		in.	cm	in.	cm	lbs.	kg
328-3	46	116.8	12	30.5	40	18.2	329-3	46	116.8	17	43.2	45	20.5
328-4	60	152.4	12	30.5	50	22.7	329-4	60	152.4	17	43.2	55	25.0
328-5	74	188.0	12	30.5	60	27.3	329-5	74	188.0	17	43.2	65	29.6
328-6	88	223.5	12	30.5	70	31.8	329-6	88	223.5	17	43.2	75	34.1

Tray Slides with Brackets - Fixed (FX) or Hinged (HD)

Freight Class - B5

Number of Sections	2		3		4		5		6		
	18" 45.7 cm	30" 76.2 cm	32" 81.3 cm	46" 116.8 cm	60" 152.4 cm	74" 188.0 cm	88" 223.5 cm				
TUBULAR - THREE 18 GAUGE STAINLESS STEEL TUBES (ENDS CAPPED) Weight: Approx. 7 lbs. (3.2) per foot (30.5 cm), 12"W / 30.5 cm											
SOLID - 16 GAUGE STAINLESS STEEL WITH TWO 1/8" (.13 cm) DIE-FORMED RUBBING TRACKS Weight: Approx. 12 lbs (5.5 kg) per foot (30.5 cm), 12-1/4" / 31.1 cm Wide — Adds 13" (33.0 cm) to width of unit											
NO. OF BRACKETS PROVIDED FOR TUBULAR OR SOLID TRAY SLIDES	2	2	2	2	2	3	3				

NOTE: Each additional foot of Tray Slide includes required number of brackets. Maximum recommended span between brackets is five (5) feet (152.4 cm). For continuous Tray Slide, add one bracket at end of counter plus one bracket for each unit. Add one additional bracket for each unit that is longer than 60" (152.4 cm) SPECIFY IF BRACKETS ARE TO BE SHIPPED LOOSE OR MOUNTED TO TRAY SLIDE. If brackets are to be mounted, please supply a sketch (with measurements) of their exact locations

A.I.A. File No. 35-C-13

Catalog No. TSS-ACCESS

THURMADUKE SERVING SYSTEMS - ACCESSORIES



"Your Solutions Partner"

DUKE MANUFACTURING CO.
2305 N. Broadway
St. Louis, MO 63102

800.735.3853 Toll Free
314.231.1130 In Missouri
314.231.5074 Fax
www.dukemfg.com

07/04

Printed in U.S.A.

©2004 Duke Manufacturing Co
Page: 16



3310 Reynolds Road
Lakeland, FL 33803

Phone: 800-329-4314
Fax: 863-665-6496

Submittal Sheet

12/20/2024

ITEM# 3 - SERVING COUNTER, UTILITY (1 EA REQ'D)

Duke TST-74PG

Thurmaduke™ Solid Top Unit, mobile utility counter, 74"W x 32"D x 36"H, 16ga stainless steel top, 20ga paint grip steel body & undershelves, 5" dia. gray poly swivel casters & brakes, NSF

The spec sheet for this item can be viewed on item 1)

ACCESSORIES

Mfr	Qty	Model	Spec
Duke	1	217127	Fence Green powder coat paint finish
Duke	1	MOD-14-5	14ga stainless steel top, in lieu of standard
Duke	1	TDST-X-2	For recessed top (to accommodate griddles, fryers, etc.): To standard unit price...ADD (for TST models)
Duke	1	ILD	Internal Locking Device (on both ends), stainless steel pin & latch line up device under countertop, per unit price (Note: Units required to be portable)
Duke	1	SOLID-FX-5CU	Tray Slide, customer's side, 74" W x 12-1/4" D, solid stainless steel, on fixed brackets, with (2) 1/8" die-formed rubbing tracks, & mounted 34" high (specify any special height)**10" wide and mounted at 30"*
Duke	1	CORD-8	8 ft. cord & plug
Duke	1	E-OP2	Electric outlet, mounted in base, with galvanized junction box, duplex or single receptacle & stainless steel cover, wired to existing power source
Duke	1	CUT-OP2	Rectangular cutout with raw edge, must be 12" or less, in counter top, body panel or a shelf (specify cutout size & location)
Duke	1	CUT-OP3	Rectangular cutout with reinforced edges, in counter top, body panel or a shelf, counter top max. right to left is 4" less than unit length (specify cutout size & location)
Duke	1	MOD-HT	Special Height Body, per unit
Duke	1	MOD-HT-32	32" Height Body
Duke	1	TDST-X-1	For special length not listed (maximum one-piece length of 88"): To next longer standard unit price...ADD (for TST models)
Duke	1	329-5PG	Stainless steel hinged doors, paint-grip to match body
Duke	1	MOD-2P-5CU	Kick Plate, customer's side, powder coated steel, recessed, screw attached, 1/2" above floor for easy rolling
Duke	1	SCPC	Standard Color Powder Coat Paint

Duke	1	217125	Textured Black powder coat paint finish
Duke	1	TS540-74	Thurmaduke™ Designer Sneeze Guard, 73-3/4"W x 13"D x 18"H, self-service style, painted end panels, 13" wide shelf & 1/4" acrylic end guards, cULus, UL EPH Classified
Duke	1	SCPC	Standard Color Powder Coat Paint
Duke	1	217125	Textured Black powder coat paint finish
Duke	1	SCPC	Standard Color Powder Coat Paint
Duke	1	217125	Textured Black powder coat paint finish
Duke	1	FL-5	LED Lights, mounted under shelf, wired to base, for 72-1/2" long models, 120v/60/1-ph
Duke	1	ICB	CUSTOM Electric inter connect box with outlets breakers and cord, mounted in the base

ELECTRICAL

	VOLTS	CYCLE	PHASE	CONN	AFF	NEMA	AMPS	KW	HP	MCA	MOCP
1	120	60	1	Direct							



3310 Reynolds Road
Lakeland, FL 33803

Phone: 800-329-4314
Fax: 863-665-6496

Submittal Sheet

12/20/2024

ITEM# 3.1 - HOT FOOD WELL UNIT, DROP-IN, ELECTRIC (1 EA REQ'D)

Duke WWG4

Waterless Hot Food Well Drop-In Unit, ganged, electric, dry operation, with (4) 12" x 20" hot food well, 60-1/4"W x 24-1/4"D x 12-3/4"H, stainless steel well, removable FDA approved silicone rubber liner, fully insulated galvanized exterior housing, touch screen control panel, without drain, 6' cord & plug, UL, cULus

ACCESSORIES

Mfr	Qty	Model	Spec
Duke	1	WWG-4-208	208v/60/1-ph, 9.6 amps, NEMA 6-20

ELECTRICAL

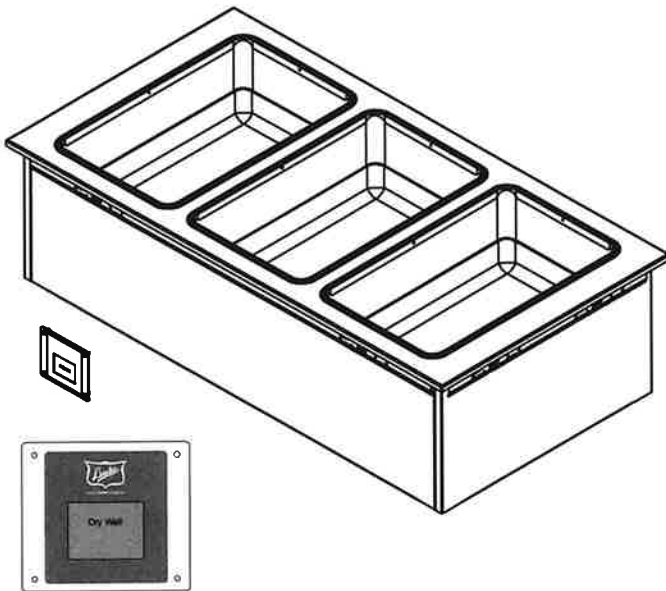
	VOLTS	CYCLE	PHASE	CONN	AFF	NEMA	AMPS	KW	HP	MCA	MOCP
1	208	60	1	Cord & Plug		6-20	9.6				



Your Solutions Partner

Specifications

F.O.B. Sedalia, Missouri 65301



Model WWG3 Shown Above

OPTIONS:

- Designer Foodshields
- Telescope covers
- Adapter Plates
- Adapter Bars

Agency Listings:



DUKE MANUFACTURING CO.

2305 N. Broadway
 St. Louis, MO 63102
 800.735.3853 Toll Free
 314.231.5074 Fax
 www.dukemfg.com

SS-1252 Drop In Ganged Waterless Well

Approval Stamp(s):

PRODUCT INFORMATION:

PROJECT: _____

ITEM: _____

QUANTITY: _____

MODEL:

Drop-Ins - Hot Food

Electric Ganged Waterless Well

- WWG1 18 1/4" L x 24 1/4" W x 12 3/4" H
- WWG2 32 1/4" L x 24 1/4" W x 12 3/4" H
- WWG3 46 1/4" L x 24 1/4" W x 12 3/4" H
- WWG4 60 1/4" L x 24 1/4" W x 12 3/4" H
- WWG5 74 1/4" L x 24 1/4" W x 12 3/4" H
- WWG6 88 1/4" L x 24 1/4" W x 12 3/4" H

BODY:

- Heavy gauge, 300 Series stainless steel top
- Overhang on front, back and ends w/locking tabs
- Vinyl foam gasket as sealant
- Die-stamped openings - 11-7/8" X 19-7/8"

Heat Compartments:

- 6-1/4" deep stainless steel liner for dry operation only
- Includes Silicone bottom pad
- Fully Insulated
- Rope element in each compartment

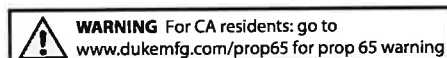
CONTROLS:

- Standard intuitive, easy to use touch screen control - One control for all wells
- Easily adjusted presets LOW/MED/HIGH
- Built in WIFI and Bluetooth for future connectivity.

EXTERIOR HOUSING:

- Heavy gauge paint grip steel

Specification subject to change



PRODUCT HOLDING UNIT - Ganged Waterless Well

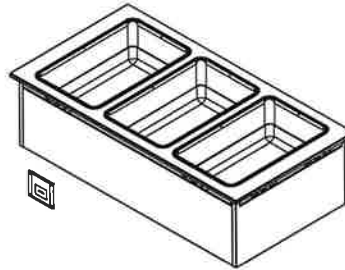
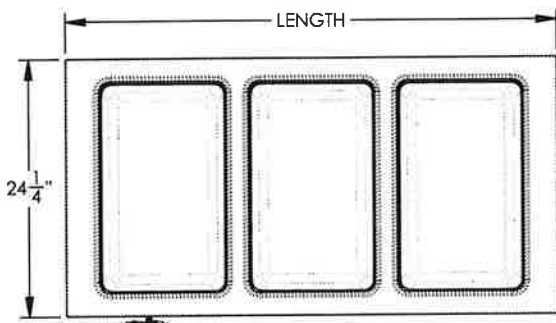
Catalog No. Hot Holding

A.I.A. File No. 35-C-13

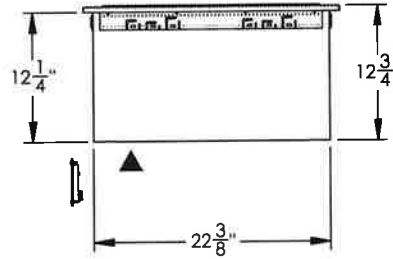
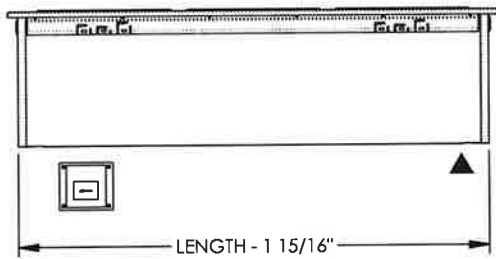
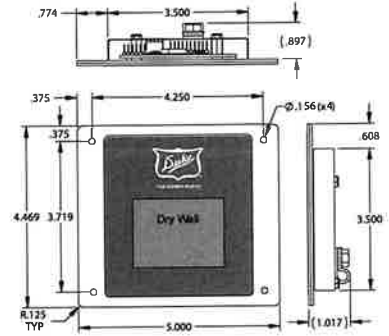
A.I.A. File No. 35-C-13

Catalog No. Hot Holding

Drop-IN Ganged Waterless Well

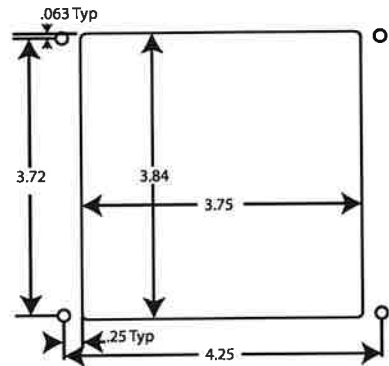


Control Specification



▲ Electrical Connection

Control Cutout



ELECTRICAL SPECIFICATIONS:

Model	120 Volt - 665 Watt			208 Volt - 500 Watt			240 Volt - 665 Watt		
	Watts	Amps	NEMA	Watts	Amps	NEMA	Watts	Amps	NEMA
WWG1	665	5.5	5-15	500	2.4	6-20	665	2.8	6-20
WWG2	1330	11.1	5-15	1000	4.8	6-20	1330	5.5	6-20
WWG3	1995	16.6	L5-30	1500	7.2	6-20	1995	8.3	6-20
WWG4	2660	22.2	L5-30	2000	9.6	6-20	2660	11.1	6-20
WWG5	NA	-	-	2500	12.1	6-20	3325	13.9	6-20
WWG6	NA	-	-	3000	14.4	6-20	3390	16.6	6-20

DIMENSIONS:

Freight Class: 100

Model	Length		Width		Height		Top Openings	Cutout Length		Cutout Width		Control Panels	Cube ft. Crated	Crated Ship Weight	
	in	cm	in	cm	in	cm		in	cm	in	cm			lbs	kg
WWG1	18.25	46.4	24.25	61.6	12.75	32.4	1	17.0	43.2	23.0	58.4	1	8.2	43	19.6
WWG2	32.25	81.9	24.25	61.6	12.75	32.4	2	31.0	78.7	23.0	58.4	1	13.0	75	34.1
WWG3	46.25	117.5	24.25	61.6	12.75	32.4	3	45.0	114.3	23.0	58.4	1	17.7	90	40.9
WWG4	60.25	153.0	24.25	61.6	12.75	32.4	4	59.0	149.9	23.0	58.4	1	22.5	115	52.3
WWG5	74.25	188.6	24.25	61.6	12.75	32.4	5	73.0	185.4	23.0	58.4	1	27.2	140	63.6
WWG6	88.25	224.2	24.25	61.6	12.75	32.4	6	87.0	221.0	23.0	58.4	1	32.0	220	100.0



Duke Manufacturing Co.
2305 N. Broadway
St. Louis, MO 63102

Phone: 314-231-1130
Toll Free: 1-800-735-3853
Fax: 314-231-5074

www.dukemfg.com

Printed in U.S.A
© 2022, Duke Manufacturing Co.



3310 Reynolds Road
Lakeland, FL 33803

Phone: 800-329-4314
Fax: 863-665-6496

Submittal Sheet

12/20/2024

ITEM# 4 - SERVING COUNTER, UTILITY (1 EA REQ'D)

Duke TST-32PG

Thurmaduke™ Solid Top Unit, mobile utility counter, 32"W x 32"D x 36"H, 16ga stainless steel top, 20ga paint grip steel body & undershelves, 5" dia. gray poly swivel casters & brakes, NSF

The spec sheet for this item can be viewed on item 1)

ACCESSORIES

Mfr	Qty	Model	Spec
Duke	1	217127	Fence Green powder coat paint finish
Duke	1	MOD-14-2	14ga stainless steel top, in lieu of standard
Duke	1	ILD	Internal Locking Device (on both ends), stainless steel pin & latch line up device under countertop, per unit price (Note: Units required to be portable)
Duke	1	SOLID-HD-2CU	Tray Slide, customer's side, 32" W x 12-1/4" D, solid stainless steel, on hinged brackets, with (2) 1/8" die-formed rubbing tracks, & mounted 34" high (specify any special height)
Duke	1	CORD	6 ft. cord & plug
Duke	1	E-OP2	Electric outlet, mounted in base, with galvanized junction box, duplex or single receptacle & stainless steel cover, wired to existing power source
Duke	1	CUT-OP1-G	Round cutout with grommet, in counter top, body panel or a shelf (specify cutout diameter & location)
Duke	1	329-PG-2L	Single door, no lock, left hand hinge, paint grip steel, powder coated to match body, magnetic catch, and recessed stainless steel pull
Duke	1	MOD-2P-2CU	Kick Plate, customer's side, powder coated steel, recessed, screw attached, 1/2" above floor for easy rolling
Duke	1	SCPC	Standard Color Powder Coat Paint
Duke	1	217125	Textured Black powder coat paint finish
Duke	1	MOD-2P-E	Kick Plate, end, powder coated steel, recessed, screw attached, 1/2" above floor for easy rolling
Duke	1	SCPC	Standard Color Powder Coat Paint
Duke	1	217125	Textured Black powder coat paint finish

CENTRAL FOOD EQUIPMENT

Professional Culinary Supplies

Quote

12/11/24



3310 Reynolds Road
Lakeland, FL 33803

Phone: 800-329-4314
Fax: 863-665-6496

To:
LAKE WALES CHARTER SCHOOL
POLK AVENUE ELEMENTARY
SCHOOL
110 EAST POLK AVENUE,
LAKE WALES, FLORIDA 33863
863-678-4244

To:
Polk Avenue Elementary School
Rev. B
SERVING LINE BID

From:
Central Food Equipment
Rebecca LOVINS
3310 Reynolds Rd.
Lakeland, FL 33803-7325
863-665-4314
(863)665-4314 310
(Contact)Becky@centralfoodequip
ment.com

Item	Qty	Description	Sell	Sell Total
1A	1 ea	SERVING COUNTER, UTILITY  Duke Manufacturing Model No. 307-25PG AeroServ™ Tray Stand Unit, 32"W x 24-1/2"D x 19"H, 20 gauge stainless steel top, paint grip steel body & undershelf, 6"H stainless steel legs & adjustable feet, NSF	\$1,203.14	\$1,203.14
	1 ea	217154 Racing Red powder coat paint finish		
	1 ea	MOD-12-32 Extend width of top up to 12", for a 44" or less overall top, with stainless steel fixed brackets	\$129.24	\$129.24
	1 ea	MOD-14-2 14ga stainless steel top, in lieu of standard	\$129.24	\$129.24
	1 st	ACA-SET4 Casters, set of 4, 5" dia. swivel type, all with brakes, polyurethane tire, in lieu of standard legs, this may require cord & plug option (cord & plug must be added to hot food units to meet U.L.)	\$414.93	\$414.93
	1 ea	MOD-32 For special depth body...*31" deep*	\$305.25	\$305.25
	1 ea	TDST-X-1 For special length *46" long*	\$305.25	\$305.25
	1 ea	MOD-2S-2CU Kick Plate, customer's side, stainless steel, recessed, screw attached, 1/2" above floor for easy rolling	\$190.46	\$190.46
	2 ea	MOD-2S-E Kick Plate, end, stainless steel, recessed, screw attached, 1/2" above floor for easy rolling	\$219.37	\$438.74
ITEM TOTAL:			\$3,116.25	\$3,116.25
2A	1 ea	SERVING COUNTER, UTILITY  Duke Manufacturing Model No. TST-88PG Thurmaduke™ Solid Top Unit, mobile utility counter, 88"W x 32"D x 36"H, 16ga stainless steel top, 20ga paint grip steel body & undershelves, 5" dia. gray poly swivel casters & brakes, NSF	\$4,476.70	\$4,476.70

Initial: _____

Item	Qty	Description	Sell	Sell Total
	1 ea	217154 Racing Red powder coat paint finish		
	1 ea	MOD-14-6 14ga stainless steel top, in lieu of standard	\$301.85	\$301.85
	1 ea	ILD Internal Locking Device (on both ends), stainless steel pin & latch line up device under countertop, per unit price (Note: Units required to be portable)	\$183.66	\$183.66
	1 ea	SOLID-FX-6CU Tray Slide, customer's side, 88" W x 12-1/4" D, solid stainless steel, on fixed brackets, with (2) 1/8" die-formed rubbing tracks, & mounted *28" high*	\$988.02	\$988.02
	1 ea	CORD-8 8 ft. cord & plug	\$51.02	\$51.02
	2 ea	CUT-OP3 Rectangular cutout with reinforced edges, in counter top, body panel or a shelf, counter top max. right to left is 4" less than unit length (specify cutout size & location)	\$156.45	\$312.90
	2 ea	CUT-OP4 Rectangular cutout with reinforced turn down edges & corners welded closed, in counter top, body panel or a shelf, counter top max. right to left is 4" less than unit length (specify cutout size & location)	\$485.51	\$971.02
	1 ea	MOD-HT Special Height Body, per unit		
	1 ea	MOD-HT-30 30" Height Body (elementary)		
	1 ea	329-CM Compressor compartment, partial length, stainless steel removable louvered grill with magnetic catches on the right	\$1,209.09	\$1,209.09
	5 ea	Hinged louvered door on operator side -price is per door	\$1,404.66	\$7,023.30
	1 ea	MOD-2S-6CU Kick Plate, customer's side, stainless steel, recessed, screw attached, 1/2" above floor for easy rolling	\$441.29	\$441.29
	1 ea	TS530-88-1SN Thurmaduke™ Designer Sneeze Guard, 87-3/4"W x 13"D x 18"H, single service buffet style, flip-up acrylic, painted end panels, 13" wide shelf & 1/4" acrylic end guards, cULus, UL EPH Classified	\$2,813.56	\$2,813.56
	1 ea	SSS Stainless Steel Shelf, in lieu of standard painted steel		
	1 ea	SSE Stainless Steel Ends, in lieu of standard painted steel	\$87.58	\$87.58
	1 ea	FL-6 LED Lights, mounted under shelf, wired to base, for 86-1/2" long models, 120v/60/1-ph	\$1,041.59	\$1,041.59
			ITEM TOTAL:	\$19,901.58

2.1A

1 ea **COLD FOOD WELL UNIT, DROP-IN, REFRIGERATED**

\$2,928.35

\$2,928.35



Duke Manufacturing Model No. ADI-1M-N7
Drop-In Cold Food Pan, refrigerated, 18-7/8"W x 25-1/2"D x 24"H, accommodates (1) 4" deep 12" x 20" pan, 300 series stainless steel top with overhang & locking tabs, 8" deep 300 series stainless steel interior liner, steel exterior housing, remote mounted on/off switch with stainless steel face plate (2-3/16"W x 4-1/8"H cutout required), air-cooled condensing unit, 1" brass drain & plug, R448a, UL EPH Classified, cULus, (17-1/2"W x 23-3/4"D cutout required for unit)

1 ea Do not fully enclose compressor area. Two unrestricted openings of no less than (200) square inches required in cabinet for proper


Item	Qty	Description	Sell	Sell Total
	1 ea	cooling. 120v/60/1-ph, 6.14 amps, 1/3 HP, NEMA 5-15P		
			ITEM TOTAL:	\$2,928.35
2.2A	1 ea	COLD SHELF Duke Manufacturing Model No. RFT3-SB Recessed Frost Top standard body drop-in unit, 57"W x 29"D, fits (3) 18 x 26" pan per shelf, programmable color touch screen control, stainless steel body and shelves, self contained refrigeration, 120v/60/1-ph, 5.5 Amps, NEMA 5-15P	\$5,951.93	\$5,951.93
			ITEM TOTAL:	\$5,951.93
3A	1 ea	SERVING COUNTER, UTILITY Duke Manufacturing Model No. TST-88PG Thurmaduke™ Solid Top Unit, mobile utility counter, 88"W x 32"D x 36"H, 16ga stainless steel top, 20ga paint grip steel body & undershelves, 5" dia. gray poly swivel casters & brakes, NSF	\$4,476.70	\$4,476.70
	1 ea	217154 Racing Red powder coat paint finish		
	1 ea	MOD-14-6 14ga stainless steel top, in lieu of standard	\$301.85	\$301.85
	1 ea	ILD Internal Locking Device (on both ends), stainless steel pin & latch line up device under countertop, per unit price (Note: Units required to be portable)	\$183.66	\$183.66
	1 ea	SOLID-FX-6CU Tray Slide, customer's side, 88" W x 12-1/4" D, solid stainless steel, on fixed brackets, with (2) 1/8" die-formed rubbing tracks, & mounted 34" high (specify any special height)	\$988.02	\$988.02
	1 ea	CORD-8 8 ft. cord & plug	\$51.02	\$51.02
	2 ea	CUT-OP2 Rectangular cutout with raw edge, must be 12" or less, in counter top, body panel or a shelf (specify cutout size & location)	\$62.92	\$125.84
	2 ea	CUT-OP3 Rectangular cutout with reinforced edges, in counter top, body panel or a shelf, counter top max. right to left is 4" less than unit length (specify cutout size & location)	\$156.45	\$312.90
	1 ea	MOD-HT Special Height Body, per unit		
	1 ea	MOD-HT-30 30" Height Body (elementary)		
	1 ea	329-6PG Hinged doors, no lock, Paint grip to match body, recessed stainless steel pull	\$1,933.53	\$1,933.53
	1 ea	MOD-2S-6CU Kick Plate, customer's side, stainless steel, recessed, screw attached, 1/2" above floor for easy rolling	\$441.29	\$441.29
	1 ea	MOD-2S-E Kick Plate, end, stainless steel, recessed, screw attached, 1/2" above floor for easy rolling	\$219.37	\$219.37
	1 ea	TS530-88-1SN Thurmaduke™ Designer Sneeze Guard, 87-3/4"W x 13"D x 18"H, single service buffet style, flip-up acrylic, painted end panels, 13" wide shelf & 1/4" acrylic end guards, cULus, UL EPH Classified	\$2,813.56	\$2,813.56
	1 ea	SSS Stainless Steel Shelf, in lieu of standard painted steel		



Initial: _____

Item	Qty	Description	Sell	Sell Total
	1 ea	SSE Stainless Steel Ends, in lieu of standard painted steel	\$87.58	\$87.58
	1 ea	FL-6 LED Lights, mounted under shelf, wired to base, for 86-1/2" long models, 120v/60/1-ph	\$1,041.59	\$1,041.59
			ITEM TOTAL:	\$12,976.91
3.1A	1 ea	HOT FOOD WELL UNIT, DROP-IN, ELECTRIC Duke Manufacturing Model No. WWG2 Waterless Hot Food Well Drop-In Unit, ganged, electric, dry operation, with (2) 12" x 20" hot food well, 32-1/4"W x 24-1/4"D x 12-3/4"H, stainless steel well, removable FDA approved silicone rubber liner, fully insulated galvanized exterior housing, touch screen control panel, without drain, 6' cord & plug, UL, cULus	\$2,125.69	\$2,125.69
	1 ea	WWG-2-120 120v/60/1-ph, 11.1 amps, NEMA 5-15		
			ITEM TOTAL:	\$2,125.69
3.2A	1 ea	HEATED SHELF FOOD WARMER Duke Manufacturing Model No. RHT2-SB HotFrost™ Recessed Hot Top standard body drop-in unit, 39"W x 24"D, fits (2) 18 x 26" pan per shelf, programmable color touch screen control, stainless steel body and shelves. 120v/60/1-ph, 5.0 Amps, NEMA 5-15P	\$3,173.66	\$3,173.66
			ITEM TOTAL:	\$3,173.66
1B	1 ea	SERVING COUNTER, UTILITY Duke Manufacturing Model No. 307-25PG AeroServ™ Tray Stand Unit, 32"W x 24-1/2"D x 19"H, 20 gauge stainless steel top, paint grip steel body & undershelf, 6"H stainless steel legs & adjustable feet, NSF	\$1,203.14	\$1,203.14
	1 ea	217154 Racing Red powder coat paint finish		
	1 ea	MOD-12-32 Extend width of top up to 12", for a 44" or less overall top, with stainless steel fixed brackets	\$129.24	\$129.24
	1 ea	MOD-14-2 14ga stainless steel top, in lieu of standard	\$129.24	\$129.24
	1 st	ACA-SET4 Casters, set of 4, 5" dia. swivel type, all with brakes, polyurethane tire, in lieu of standard legs, this may require cord & plug option (cord & plug must be added to hot food units to meet U.L.)	\$414.93	\$414.93
	1 ea	MOD-32 For special depth body... *31" deep*	\$305.25	\$305.25
	1 ea	TDST-X-1 For special length *46" long*	\$305.25	\$305.25
	1 ea	MOD-2S-2CU Kick Plate, customer's side, stainless steel, recessed, screw attached, 1/2" above floor for easy rolling	\$190.46	\$190.46
	2 ea	MOD-2S-E Kick Plate, end, stainless steel, recessed, screw attached, 1/2" above floor for easy rolling	\$219.37	\$438.74
			ITEM TOTAL:	\$3,116.25
2B	1 ea	SERVING COUNTER, UTILITY	\$4,476.70	\$4,476.70

Initial: _____

Item	Qty	Description	Sell	Sell Total
		Duke Manufacturing Model No. TST-88PG Thurmaduke™ Solid Top Unit, mobile utility counter, 88"W x 32"D x 36"H, 16ga stainless steel top, 20ga paint grip steel body & undershelves, 5" dia. gray poly swivel casters & brakes, NSF		
	1 ea	217154 Racing Red powder coat paint finish		
	1 ea	MOD-14-6 14ga stainless steel top, in lieu of standard	\$301.85	\$301.85
	1 ea	ILD Internal Locking Device (on both ends), stainless steel pin & latch line up device under countertop, per unit price (Note: Units required to be portable)	\$183.66	\$183.66
	1 ea	SOLID-FX-6CU Tray Slide, customer's side, 88" W x 12-1/4" D, solid stainless steel, on fixed brackets, with (2) 1/8" die-formed rubbing tracks, & mounted *28" high*	\$988.02	\$988.02
	1 ea	CORD-8 8 ft. cord & plug	\$51.02	\$51.02
	2 ea	CUT-OP3 Rectangular cutout with reinforced edges, in counter top, body panel or a shelf, counter top max. right to left is 4" less than unit length (specify cutout size & location)	\$156.45	\$312.90
	2 ea	CUT-OP4 Rectangular cutout with reinforced turn down edges & corners welded closed, in counter top, body panel or a shelf, counter top max. right to left is 4" less than unit length (specify cutout size & location)	\$485.51	\$971.02
	1 ea	MOD-HT Special Height Body, per unit		
	1 ea	MOD-HT-30 30" Height Body (elementary)		
	1 ea	329-CM Compressor compartment, partial length, stainless steel removable louvered grill with magnetic catches on the right	\$1,209.09	\$1,209.09
	5 ea	Hinged louvered door on operator side -price is per door	\$1,404.66	\$7,023.30
	1 ea	MOD-2S-6CU Kick Plate, customer's side, stainless steel, recessed, screw attached, 1/2" above floor for easy rolling	\$441.29	\$441.29
	1 ea	TS530-88-1SN Thurmaduke™ Designer Sneeze Guard, 87-3/4"W x 13"D x 18"H, single service buffet style, flip-up acrylic, painted end panels, 13" wide shelf & 1/4" acrylic end guards, cULus, UL EPH Classified	\$2,813.56	\$2,813.56
	1 ea	SSS Stainless Steel Shelf, in lieu of standard painted steel		
	1 ea	SSE Stainless Steel Ends, in lieu of standard painted steel	\$87.58	\$87.58
	1 ea	FL-6 LED Lights, mounted under shelf, wired to base, for 86-1/2" long models, 120v/60/1-ph	\$1,041.59	\$1,041.59
		ITEM TOTAL:		\$19,901.58

2.1B	1 ea	COLD FOOD WELL UNIT, DROP-IN, REFRIGERATED Duke Manufacturing Model No. ADI-1M-N7 Drop-In Cold Food Pan, refrigerated, 18-7/8"W x 25-1/2"D x 24"H, accommodates (1) 4" deep 12" x 20" pan, 300 series stainless steel top with overhang & locking tabs, 8" deep 300 series stainless steel interior liner, steel exterior housing, remote mounted on/off switch with stainless steel face plate (2-3/16"W x 4-1/8"H)	\$2,928.35	\$2,928.35
------	------	---	------------	------------



Initial: _____

Item	Qty	Description	Sell	Sell Total
		cutout required), air-cooled condensing unit, 1" brass drain & plug, R448a, UL EPH Classified, cULus, (17-1/2"W x 23-3/4"D cutout required for unit)		
	1 ea	Do not fully enclose compressor area. Two unrestricted openings of no less than (200) square inches required in cabinet for proper cooling.		
	1 ea	120v/60/1-ph, 6.14 amps, 1/3 HP, NEMA 5-15P		
			ITEM TOTAL:	\$2,928.35
2.2B	1 ea	COLD SHELF Duke Manufacturing Model No. RFT3-SB Recessed Frost Top standard body drop-in unit, 57"W x 29"D, fits (3) 18 x 26" pan per shelf, programmable color touch screen control, stainless steel body and shelves, self contained refrigeration, 120v/60/1-ph, 5.5 Amps, NEMA 5-15P	\$5,951.93	\$5,951.93
			ITEM TOTAL:	\$5,951.93
3B	1 ea	SERVING COUNTER, UTILITY Duke Manufacturing Model No. TST-88PG Thurmaduke™ Solid Top Unit, mobile utility counter, 88"W x 32"D x 36"H, 16ga stainless steel top, 20ga paint grip steel body & undershelves, 5" dia. gray poly swivel casters & brakes, NSF	\$4,476.70	\$4,476.70
	1 ea	217154 Racing Red powder coat paint finish		
	1 ea	MOD-14-6 14ga stainless steel top, in lieu of standard	\$301.85	\$301.85
	1 ea	ILD Internal Locking Device (on both ends), stainless steel pin & latch line up device under countertop, per unit price (Note: Units required to be portable)	\$183.66	\$183.66
	1 ea	SOLID-FX-6CU Tray Slide, customer's side, 88" W x 12-1/4" D, solid stainless steel, on fixed brackets, with (2) 1/8" die-formed rubbing tracks, & mounted 34" high (specify any special height)	\$988.02	\$988.02
	1 ea	CORD-8 8 ft. cord & plug	\$51.02	\$51.02
	2 ea	CUT-OP2 Rectangular cutout with raw edge, must be 12" or less, in counter top, body panel or a shelf (specify cutout size & location)	\$62.92	\$125.84
	2 ea	CUT-OP3 Rectangular cutout with reinforced edges, in counter top, body panel or a shelf, counter top max. right to left is 4" less than unit length (specify cutout size & location)	\$156.45	\$312.90
	1 ea	MOD-HT Special Height Body, per unit		
	1 ea	MOD-HT-30 30" Height Body (elementary)		
	1 ea	329-6PG Hinged doors, no lock, Paint grip to match body, recessed stainless steel pull	\$1,933.53	\$1,933.53
	1 ea	MOD-2S-6CU Kick Plate, customer's side, stainless steel, recessed, screw attached, 1/2" above floor for easy rolling	\$441.29	\$441.29
	1 ea	MOD-2S-E Kick Plate, end, stainless steel, recessed, screw attached, 1/2" above floor for easy rolling	\$219.37	\$219.37



Item	Qty	Description	Sell	Sell Total
	1 ea	TS530-88-1SN Thurmaduke™ Designer Sneeze Guard, 87-3/4"W x 13"D x 18"H, single service buffet style, flip-up acrylic, painted end panels, 13" wide shelf & 1/4" acrylic end guards, cULus, UL EPH Classified	\$2,813.56	\$2,813.56
	1 ea	SSS Stainless Steel Shelf, in lieu of standard painted steel		
	1 ea	SSE Stainless Steel Ends, in lieu of standard painted steel	\$87.58	\$87.58
	1 ea	FL-6 LED Lights, mounted under shelf, wired to base, for 86-1/2" long models, 120v/60/1-ph	\$1,041.59	\$1,041.59
			ITEM TOTAL:	\$12,976.91
3.1B	1 ea	HOT FOOD WELL UNIT, DROP-IN, ELECTRIC Duke Manufacturing Model No. WWG2 Waterless Hot Food Well Drop-In Unit, ganged, electric, dry operation, with (2) 12" x 20" hot food well, 32-1/4"W x 24-1/4"D x 12-3/4"H, stainless steel well, removable FDA approved silicone rubber liner, fully insulated galvanized exterior housing, touch screen control panel, without drain, 6' cord & plug, UL, cULus	\$2,125.69	\$2,125.69
	1 ea	WWG-2-120 120v/60/1-ph, 11.1 amps, NEMA 5-15		
			ITEM TOTAL:	\$2,125.69
3.2B	1 ea	HEATED SHELF FOOD WARMER Duke Manufacturing Model No. RHT2-SB HotFrost™ Recessed Hot Top standard body drop-in unit, 39"W x 24"D, fits (2) 18 x 26" pan per shelf, programmable color touch screen control, stainless steel body and shelves. 120v/60/1-ph, 5.0 Amps, NEMA 5-15P	\$3,173.66	\$3,173.66
			ITEM TOTAL:	\$3,173.66
			Merchandise	\$100,348.74
			Freight	\$4,537.00
			DELIVERY	\$100.00
			Total	\$104,985.74

Acceptance: _____ Date: _____

Printed Name: _____

Project Grand Total: \$104,985.74


DESIGNED FOR:
POLK AVENUE ELEMENTARY SCHOOL
DESIGNED BY:
FLORIDA AGENTS

DWG # SD:
RENDER-0001056-B

RENDERED BY:
CAM



SHEET:
1

OF:
2



Your Solutions Partner
1997 Duke Manufacturing Co.

DUKE MANUFACTURING COMPANY
2305 North Broadway
St. Louis, MO 63102
Ph: (314) 231-1130
Fax: (314) 231-3074



DESIGNED FOR:
POLK AVENUE ELEMENTARY SCHOOL


DESIGNED BY:
FLORIDA AGENTS

DWG # SD:
RENDER-0001056-B

RENDERED BY: **CAM**

SHEET: **2**

OF: **2**


DUKE MANUFACTURING COMPANY
2305 North Broadway
St. Louis, MO 63102
Ph (314) 231-1130
Fax (314) 231-5074

Your Solutions Partner
©2017 Duke Manufacturing Co.

Table of Contents

SERVING COUNTER, UTILITY - DUKE MANUFACTURING 307-25PG (ITEM 1A)	1
SERVING COUNTER, UTILITY - DUKE MANUFACTURING TST-88PG (ITEM 2A)	4
COLD FOOD WELL UNIT, DROP-IN, REFRIGERATED - DUKE MANUFACTURING ADI-1M- N7 (ITEM 2.1A)	12
COLD SHELF - DUKE MANUFACTURING RFT3-SB (ITEM 2.2A)	15
SERVING COUNTER, UTILITY - DUKE MANUFACTURING TST-88PG (ITEM 3A)	20
HOT FOOD WELL UNIT, DROP-IN, ELECTRIC - DUKE MANUFACTURING WWG2 (ITEM 3.1A)	22
HEATED SHELF FOOD WARMER - DUKE MANUFACTURING RHT2-SB (ITEM 3.2A)	25
SERVING COUNTER, UTILITY - DUKE MANUFACTURING 307-25PG (ITEM 1B)	26
SERVING COUNTER, UTILITY - DUKE MANUFACTURING TST-88PG (ITEM 2B)	27
COLD FOOD WELL UNIT, DROP-IN, REFRIGERATED - DUKE MANUFACTURING ADI-1M- N7 (ITEM 2.1B)	29
COLD SHELF - DUKE MANUFACTURING RFT3-SB (ITEM 2.2B)	30
SERVING COUNTER, UTILITY - DUKE MANUFACTURING TST-88PG (ITEM 3B)	31
HOT FOOD WELL UNIT, DROP-IN, ELECTRIC - DUKE MANUFACTURING WWG2 (ITEM 3.1B)	33
HEATED SHELF FOOD WARMER - DUKE MANUFACTURING RHT2-SB (ITEM 3.2B)	34



3310 Reynolds Road
Lakeland, FL 33803

Phone: 800-329-4314
Fax: 863-665-6496

Submittal Sheet

12/20/2024

ITEM# 1A - SERVING COUNTER, UTILITY (1 EA REQ'D)

Duke 307-25PG

AeroServ™ Tray Stand Unit, 32"W x 24-1/2"D x 19"H, 20 gauge stainless steel top, paint grip steel body & undershelf, 6"H stainless steel legs & adjustable feet, NSF

ACCESSORIES

Mfr	Qty	Model	Spec
Duke	1	217154	Racing Red powder coat paint finish
Duke	1	MOD-12-32	Extend width of top up to 12", for a 44" or less overall top, with stainless steel fixed brackets
Duke	1	MOD-14-2	14ga stainless steel top, in lieu of standard
Duke	1	ACA-SET4	Casters, set of 4, 5" dia. swivel type, all with brakes, polyurethane tire, in lieu of standard legs, this may require cord & plug option (cord & plug must be added to hot food units to meet U.L.)
Duke	1	MOD-32	For special depth body...*31" deep*
Duke	1	TDST-X-1	For special length *46" long*
Duke	1	MOD-2S-2CU	Kick Plate, customer's side, stainless steel, recessed, screw attached, 1/2" above floor for easy rolling
Duke	2	MOD-2S-E	Kick Plate, end, stainless steel, recessed, screw attached, 1/2" above floor for easy rolling



Your Solutions Partner

Specifications

F.O.B. Sedalia, Missouri 65301



307-25



96

OPTIONS:

- Round bumpers
- 30" height - Portable Unit
- 5" casters, 2 swivel w/locks for 307-25 only
- Veneered plastic laminate panels on body (307-25 only)
- Special powder coat painted body - on 307-25PG body

DUKE MANUFACTURING CO.
 2305 N. Broadway
 St. Louis, MO 63102
 800.735.3853 Toll Free
 314.231.5074 Fax
 www.dukemfg.com

SS-1124 AeroServ Tray Tables

Approval Stamp(s):

PRODUCT INFORMATION:

PROJECT: _____

ITEM: _____

QUANTITY: _____

MODEL:

AeroServ Serving Systems Tray Stands

- 307-25 Stationary, casters optional
- 96 Portable

TOP OF 307-25:

- 20 gauge, 300 Series stainless steel
- Edges flanged down 2" at 90°

BODY:

- Paint grip or stainless steel
- Choice of (12) powder coat paint colors
- Integrally flanged or channeled edges
- Individually welded body with local reinforcements
- Mounted on stainless steel legs with adjustable feet


PORTABLE UNIT - 96:

- 14 gauge stainless steel shelves
- Top shelf 12" x 28-5/8" - back/sides flanged up
- Undershelf 19" x 30" - back flanged up
- Frame formed of 1" diameter stainless tubing
- 4" diameter, swivel casters, two with brakes

AGENCY LISTINGS:

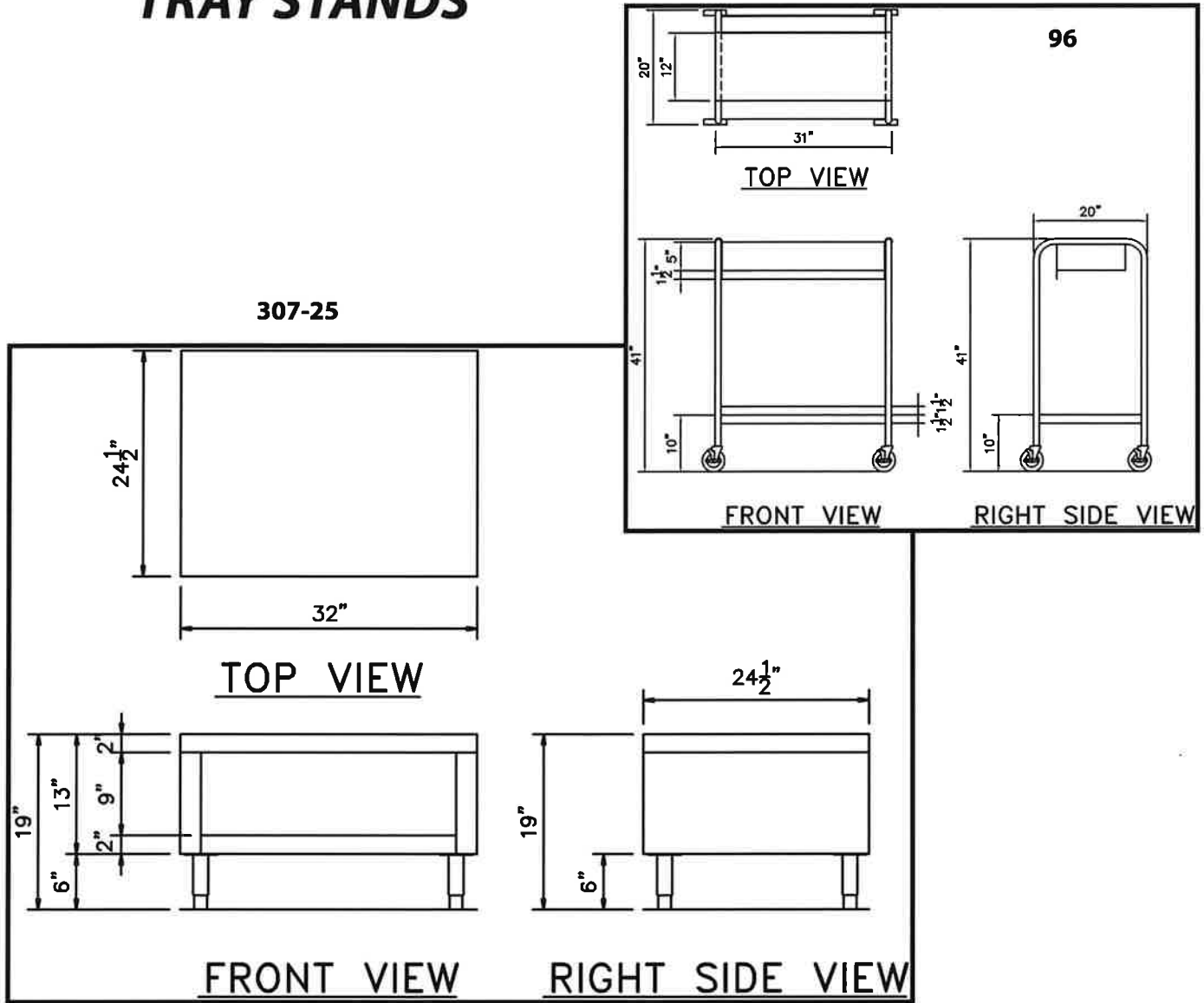


Specification subject to change



AeroServ

TRAY STANDS



DIMENSIONS: **Freight Class: 110 - Model 96;**
150 - Model 307-25

Model	Length		Width		Height		Cube ft. crated	Weight	
	in	cm	in	cm	in	cm		lbs	kg
307-25	32	81.3	24-1/2	62.2	19	48.3	17.5	135	61.4
96-Portable	31	78.7	20	50.8	41	104.1	25.2	55	25.0



Duke Manufacturing Co.
2305 N. Broadway
St. Louis, MO 63102

Phone: 314-231-1130
Toll Free: 1-800-735-3853
Fax: 314-231-5074

www.dukemfg.com

Printed in U.S.A
© 2019, Duke Manufacturing Co.



3310 Reynolds Road
Lakeland, FL 33803

Phone: 800-329-4314
Fax: 863-665-6496

Submittal Sheet

12/20/2024

ITEM# 2A - SERVING COUNTER, UTILITY (1 EA REQ'D)

Duke TST-88PG

Thurmaduke™ Solid Top Unit, mobile utility counter, 88"W x 32"D x 36"H, 16ga stainless steel top, 20ga paint grip steel body & undershelves, 5" dia. gray poly swivel casters & brakes, NSF

ACCESSORIES

Mfr	Qty	Model	Spec
Duke	1	217154	Racing Red powder coat paint finish
Duke	1	MOD-14-6	14ga stainless steel top, in lieu of standard
Duke	1	ILD	Internal Locking Device (on both ends), stainless steel pin & latch line up device under countertop, per unit price (Note: Units required to be portable)
Duke	1	SOLID-FX-6CU	Tray Slide, customer's side, 88" W x 12-1/4" D, solid stainless steel, on fixed brackets, with (2) 1/8" die-formed rubbing tracks, & mounted *28" high*
Duke	1	CORD-8	8 ft. cord & plug
Duke	2	CUT-OP3	Rectangular cutout with reinforced edges, in counter top, body panel or a shelf, counter top max. right to left is 4" less than unit length (specify cutout size & location)
Duke	2	CUT-OP4	Rectangular cutout with reinforced turn down edges & corners welded closed, in counter top, body panel or a shelf, counter top max. right to left is 4" less than unit length (specify cutout size & location)
Duke	1	MOD-HT	Special Height Body, per unit
Duke	1	MOD-HT-30	30" Height Body (elementary)
Duke	1	329-CM	Compressor compartment, partial length, stainless steel removable louvered grill with magnetic catches on the right
Duke	5		Hinged louvered door on operator side -price is per door
Duke	1	MOD-2S-6CU	Kick Plate, customer's side, stainless steel, recessed, screw attached, 1/2" above floor for easy rolling
Duke	1	TSS530-88-1SN	Thurmaduke™ Designer Sneeze Guard, 87-3/4"W x 13"D x 18"H, single service buffet style, flip-up acrylic, painted end panels, 13" wide shelf & 1/4" acrylic end guards, cULus, UL EPH Classified
Duke	1	SSS	Stainless Steel Shelf, in lieu of standard painted steel
Duke	1	SSE	Stainless Steel Ends, in lieu of standard painted steel

Duke

1

FL-6

LED Lights, mounted under shelf, wired to base,
for 86-1/2" long models, 120v/60/1-ph

ELECTRICAL

	VOLTS	CYCLE	PHASE	CONN	AFF	NEMA	AMPS	KW	HP	MCA	MOCP
1	120	60	1	Direct							



Your Solutions Partner

Specifications

F.O.B. Sedalia, Missouri 65301



TST-46

OPTIONS:

- 14 gauge tops
- Internal Locking device
- Pass-Thru construction
- Foodshields
- Workshelves
- Trayslides
- Special length not listed
- Recessed top (to accommodate griddles, fryers, etc.)
- 6" Stainless steel legs
- Veneered plastic laminate panels on body
- Powder coat paint colors
- Kickplates s/s or p/g

Approval Stamp(s):

PRODUCT INFORMATION:

PROJECT: _____

ITEM: _____

QUANTITY: _____

MODEL:

Thurmduke Serving Systems

Solid Top Units

- TST-18** 18" length units
- TST-32** 32" length units
- TST-46** 46" length units
- TST-60** 60" length units
- TST-74** 74" length units
- TST-88** 88" length units

TOP:

- 16 gauge, 300 Series stainless steel
- Sound-deadening

BODY:

- Choice of (12) powder coat paint colors
- Stainless steel body
- NSF approved 5" diameter polyurethane casters
- Operator's side open to bottom shelf
- 7" high stainless steel rail on operator's side
- End and side opposite operator fully enclosed
- Intermediate and bottom shelves to match body

Agency Listings:



Specification subject to change



DUKE MANUFACTURING CO.
 2305 N. Broadway
 St. Louis, MO 63102
 800.735.3853 Toll Free
 314.231.5074 Fax
 www.dukemfg.com
 SS-1178 Thurmduke - Solid Top

THURMADUKE SERVING SYSTEMS - SOLID TOP UNITS

Catalog No. TSS-SOLID

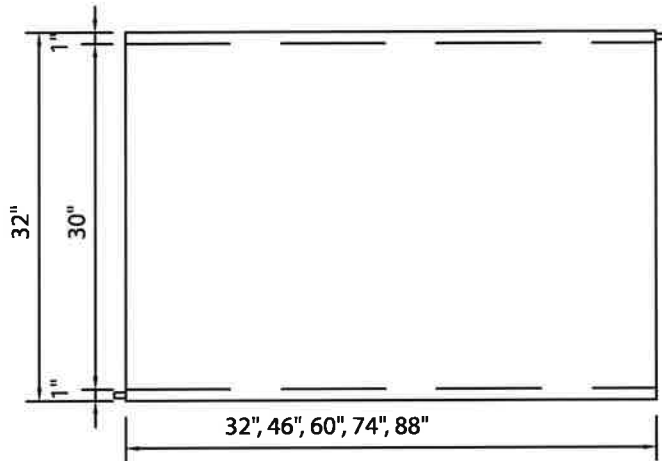
A.I.A. File No. 35-C-13

Thurmaduke

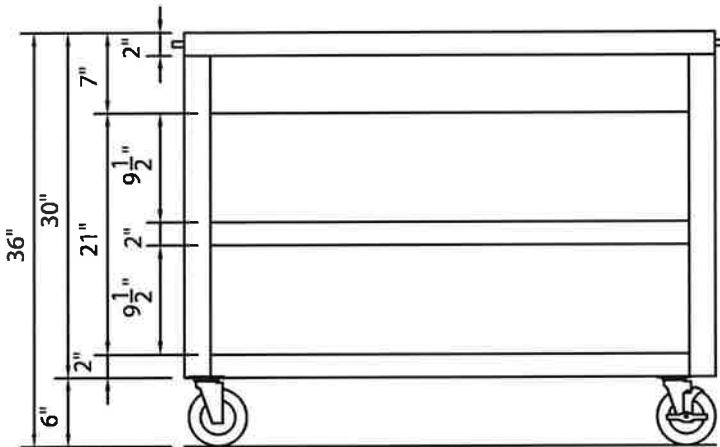
THURMADUKE SERVING SYSTEMS SOLID TOP UNITS

A.I.A. File No. 35-C-13

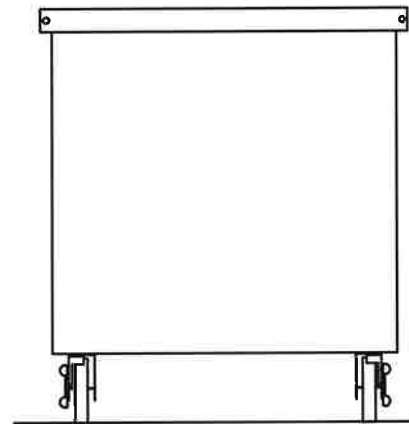
Catalog No. TSS-SOLID



TOP VIEW



FRONT VIEW



RIGHT SIDE VIEW

DIMENSIONS:

Freight Class: 150

Model	Length		Width		Height		Cube ft. crated	Weight	
	in	cm	in	cm	in	cm		lbs	kg
TST-18	18	45.7	32	81.3	36	91.4	22.0	200	90.9
TST-32	32	81.3	32	81.3	36	91.4	34.8	215	97.7
TST-46	46	116.8	32	81.3	36	91.4	47.7	314	142.7
TST-60	60	152.4	32	81.3	36	91.4	60.5	380	172.7
TST-74	74	188.0	32	81.3	36	91.4	73.3	446	202.7
TST-88	88	223.5	32	81.3	36	91.4	86.2	480	218.2

THURMADUKE SERVING SYSTEMS - SOLID TOP UNITS



Duke Manufacturing Co.
2305 N. Broadway
St. Louis, MO 63102

Phone: 314-231-1130
Toll Free: 1-800-735-3853
Fax: 314-231-5074

www.dukemfg.com

Printed in U.S.A
© 2020, Duke Manufacturing Co.



Your Solutions Partner

Specifications

F.O.B. Sedalia, Missouri 65301



TS530-xx

OPTIONS:

- Fluorescent light
- Radiant heat rod w/incandescent light - 120V
- Radiant heat rod w/switch
- Special lengths or heights
- Special finish colors

Agency Listings:



DUKE MANUFACTURING CO.
 2305 N. Broadway
 St. Louis, MO 63102
 800.735.3853 Toll Free
 314.231.5074 Fax
 www.dukemfg.com

SS-1184 Food Guard - Designer Series Buffet Style

Approval Stamp(s):

PRODUCT INFORMATION:

PROJECT: _____
 ITEM: _____
 QUANTITY: _____

MODEL: Foodshields - Designer Series - Buffet Style

Fits: Thurmaduke Steamtable, Aeroserv,
 Thurmaduke Serving Systems

- TS530-32 /** Buffet Style - 2-Sided /
- TS530-32-1SN** Buffet Style - 1-Sided
- TS530-46 /** Buffet Style - 2-Sided /
- TS530-46-1SN** Buffet Style - 1-Sided
- TS530-60 /** Buffet Style - 2-Sided /
- TS530-60-1SN** Buffet Style - 1-Sided
- TS530-74 /** Buffet Style - 2-Sided /
- TS530-74-1SN** Buffet Style - 1-Sided
- TS530-88 /** Buffet Style - 2-Sided /
- TS530-88-1SN** Buffet Style - 1-Sided

TOP SHELF:

- All edges flanged down
- 18 gauge stainless steel or paint grip steel
- Choice of (12) powder coat paint colors (must choose one):

ENDS:

- 18 gauge stainless steel or choice of 12 powder coat colors

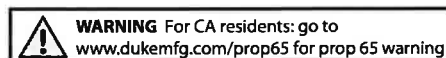
GUARDS:

- Flip-up 1/4" clear acrylic foodshield
- Self service style
- Clear acrylic enclosures both ends

SIZES:

- All units available in following lengths
 31-3/4", 45-3/4", 59-3/4", 73-3/4", 87-3/4"

Specification subject to change



FOODSHIELDS - DESIGNER SERIES

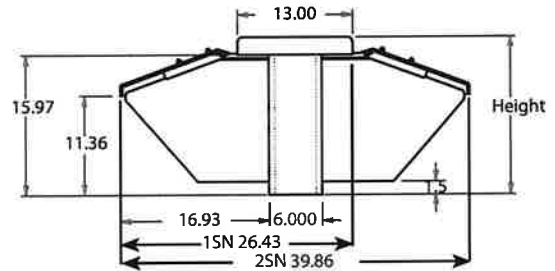
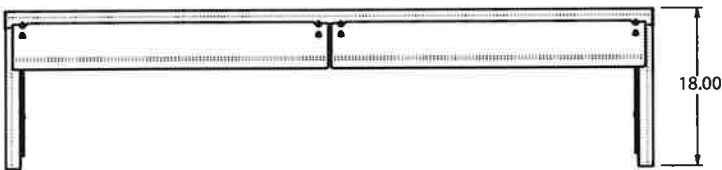
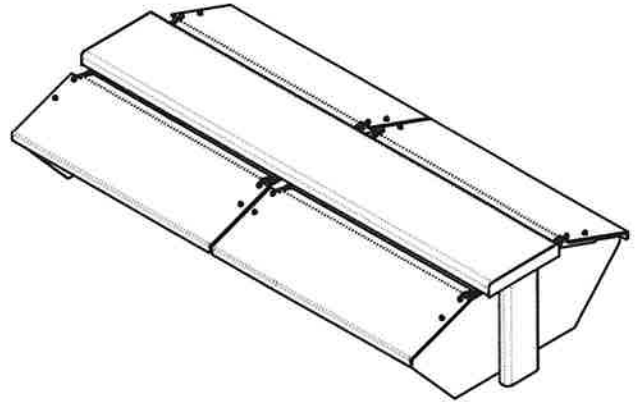
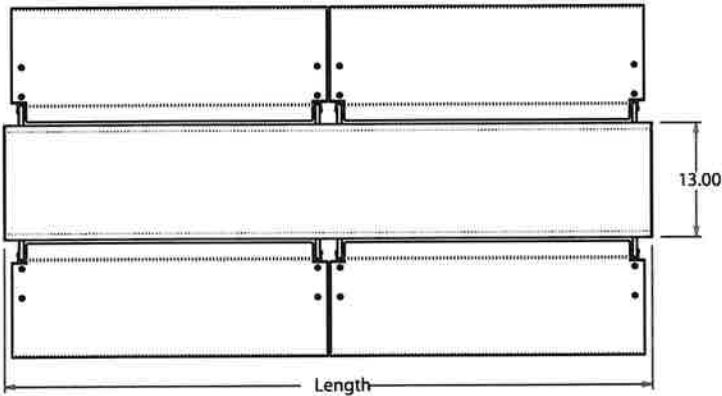
Catalog No. FS-DESIGNER

A.I.A. File No. 35-C-13

FOODSHIELD - DESIGNER SERIES BUFFET STYLE

A.I.A. File No. 35-C-13

Catalog No. FS-DESIGNER



DIMENSIONS:

Freight Class: 125

Buffet Style - 2-sided /for Single (1SN), w/flip-up acrylic, stainless steel or painted top, painted or stainless end panels 18"height

Model	Length		Height		Width		Weight		Cube ft. Crated	Model	Length		Height		Width		Weight		Cube Ft. Crated
	in	cm	in	cm	in	cm	lbs	kg			in	cm	in	cm	in	cm	lbs	kg	
TS530-32	32	81.3	18	45.7	39.856	101.2	50	22.7	19.3	TS530-32-1SN	32	81.3	18	45.7	26.428	67.1	35	15.9	14.6
TS530-46	46	116.8	18	45.7	39.856	101.2	58	26.4	26.3	TS530-46-1SN	46	116.8	18	45.7	26.428	67.1	42	19.1	19.9
TS530-60	60	152.4	18	45.7	39.856	101.2	78	35.5	33.4	TS530-60-1SN	60	152.4	18	45.7	26.428	67.1	60	27.3	25.3
TS530-74	74	188.0	18	45.7	39.856	101.2	108	49.1	40.5	TS530-74-1SN	74	188.0	18	45.7	26.428	67.1	88	40.0	30.7
TS530-88	88	223.5	18	45.7	39.856	101.2	128	58.2	47.6	TS530-88-1SN	88	223.5	18	45.7	26.428	67.1	118	53.6	36.0

FOODSHIELDS - DESIGNER SERIES



Duke Manufacturing Co.

2305 N. Broadway
St. Louis, MO 63102

Phone: 314-231-1130
Toll Free: 1-800-735-3853
Fax: 314-231-5074


www.dukemfg.com




"Your Solutions Partner"

Specifications

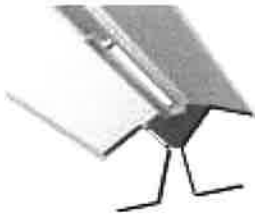
F.O.B. Sedalia, Missouri 65301



Tray Shelves



Bullet Lamps



Fluorescent Lights



Spillage Pans



Adapter Plates

AGENCY LISTING:



DUKE MANUFACTURING CO.
2305 N. Broadway
St. Louis, MO 63102

800.735.3853 Toll Free
314.231.1130 In Missouri
314.231.5074 Fax
www.dukemfg.com

Approval Stamp(s):

PROJECT INFORMATION:

PROJECT: _____
ITEM: _____
QUANTITY: _____

MODEL:

EconoMate Buffet Units Accessories

Tray Shelf:

Easy-to-clean germ-resistant 7" wide, solid, stainless steel. On drop brackets
Set of (2)

PR-2, PR-3, PR-4

Not available for Beef Cart unit

Bullet Lamps:

Available with infrared or incandescent bulbs to provide oven-like warmth or additional light. -

Infrared - **BL-2, BL-3, BL-4**

Incandescent - **BI-2, BI-3, BI-4**

Fluorescent Lights:

Fit into any EconoMate canopy to provide additional light. -

FL-2, FL-3, FL-4

Spillage Pan:

Available in Aluminum (**#576**) or Stainless Steel (**#676**).

Telescope Covers:

Flat top - **546**

Round top - **548**

Adapter Plates (for hot food units):

Available in the following configurations:

#31 - three 6-1/2" diameter cutouts

#32 - two 8-1/2" cutouts

#33 - one 6-1/2" and one 10-1/2" cutout.

False Bottom: (not shown)

1/2" deep sectional false bottom. - **FB**

Adapter Bars: (not shown)

#515 - 2" x 21" (5.1 x 53.3 cm)

#516 - 3/4" x 21" (1.9 x 53.3 cm)

Stainless Steel Insets and Inset Covers - Round Food Pans: (not shown)

521, 522, 523, 524, 537, 540, 541, 542

Stainless Steel Pans and Flat Covers (not shown)



ECONOMATE BUFFET UNITS ACCESSORIES

- BL, BI** Bullet Lamps
- FL** Fluorescent Lights
- PR** Tray Slides
- AECY** Plexiglas Replacements
- FB** False Bottom
- HFST** Hot Food Style Top
- 576, 676** Spillage Pans
- 31, 32, 33** Adapter Plates
- 516, 516** Adapter Bars
- 521, 522, 523, 524** Stainless Steel Insets & **537, 540, 541, 542** Inset Covers

A.I.A. File No. 35-C-13

Catalog No. EMB-ACCESS

OPTIONAL ACCESSORIES:

Description	Unit Length 30-3/8" (77.2 cm)			Unit Length 44-3/8" (112.8 cm)			Unit Length 58-3/8" (148.3 cm)		
	Model	Weight		Model	Weight		Model	Weight	
		lbs.	kg		lbs.	kg		lbs.	kg
Bullet Lamps Only									
Infrared 250 watt each (white bulb)	BL-2	10	4.6	BL-3	14	6.4	BL-4	17	7.7
Incandescent bulbs 60 watt each	BI-2	10	4.6	BI-3	14	6.4	BI-4	17	7.7
Fluorescent Lights ONLY									
With plastic shields	FL-2	8	3.6	FL-3	10	4.6	FL-4	12	5.5
*NOTE: When these options are installed the unit may not be U.L. listed.									
Tray Shelves (Will not fit Beef Cart Units)									
Set of two 7" (17.8 cm) wide, S/S on drop brackets	PR-2	24	10.9	PR-3	30	13.6	PR-4	36	16.4
Powder coat painted sneeze protection at canopy ends is standard equipment on EconoMate Units. Specify Black Matte or match body color when ordering.									
NOTE: Latches can be added to units - see Price Book or contact St. Louis Office (PER PAIR)									
For Tray Shelf on end of unit - 12" (30.5 cm) wide, 18 gauge, on drop brackets									

PLEXIGLAS REPLACEMENTS:

Number of Sections	Canopy Only	Plexiglass with Brackets Lights Not Included	Weight	
	Model	Model	lbs.	kg
2 Section	AECY-2	AECY-2-BK	24/37	10.9/16.8
3 Section	AECY-3	AECY-3-BK	31/44	14.1/20.0
4 Section	AECY-4	AECY-4-BK	40/53	18.2/24.1
BEEF CART	AECY-BC	AECY-BC-BK	24/37	10.9/16.8
AECY-BRKTS (Brackets Only) in black matte powder coat paint finish			13	5.9

OPTIONAL COLD PAN UNIT ACCESSORIES:

FALSE BOTTOM AND HOT FOOD STYLE TOP				
Model	Description	No. of Full Size Pan Openings		
FB-	1/2" (1.3 cm) deep - sectional - stainless steel false bottom	2	3	4
HFST-	Beaded 12-1/16" x 20-1/16" (30.7 x 51.0 cm) openings in top	2	3	4

ECONOMATE BUFFET UNITS - ACCESSORIES



"Your Solutions Partner"

DUKE MANUFACTURING CO.
2305 N. Broadway
St. Louis, MO 63102

800.735.3853 Toll Free
314.231.1130 In Missouri
314.231.5074 Fax
www.dukemfg.com

Specifications subject to change



3310 Reynolds Road
Lakeland, FL 33803

Phone: 800-329-4314
Fax: 863-665-6496

Submittal Sheet

12/20/2024

ITEM# 2.1A - COLD FOOD WELL UNIT, DROP-IN, REFRIGERATED (1 EA REQ'D)

Duke ADI-1M-N7

Drop-In Cold Food Pan, refrigerated, 18-7/8"W x 25-1/2"D x 24"H, accommodates (1) 4" deep 12" x 20" pan, 300 series stainless steel top with overhang & locking tabs, 8" deep 300 series stainless steel interior liner, steel exterior housing, remote mounted on/off switch with stainless steel face plate (2-3/16"W x 4-1/8"H cutout required), air-cooled condensing unit, 1" brass drain & plug, R448a, UL EPH Classified, cULus, (17-1/2"W x 23-3/4"D cutout required for unit)

ACCESSORIES

Mfr	Qty	Model	Spec
Duke	1		Do not fully enclose compressor area. Two unrestricted openings of no less than (200) square inches required in cabinet for proper cooling.
Duke	1		120v/60/1-ph, 6.14 amps, 1/3 HP, NEMA 5-15P

ELECTRICAL

	VOLTS	CYCLE	PHASE	CONN	AFF	NEMA	AMPS	KW	HP	MCA	MOCP
1	120	60	1	Cord & Plug		5-15P	6.14		1/3		

WATER

	HOT SIZE	HOT AFF	HOT GPH	COLD SIZE	COLD AFF	FILTERED SIZE	FILTERED AFF	CONDENSER INLET SIZE	CONDENSER OUTLET SIZE
1									

WASTE

	INDIRECT SIZE	DIRECT SIZE
1	1"	



Your Solutions Partner

Specifications

F.O.B. Sedalia, Missouri 65301



Model: ADI-4M-N7

OPTIONS:

- Condensate Evaporator
- Stainless steel louvered grille
- Compressor Left side
- Adapter bars

Certifications:



DUKE MANUFACTURING CO.
 2305 N. Broadway
 St. Louis, MO 63102
 800.735.3853 Toll Free
 314.231.5074 Fax
 www.dukemfg.com
 SS-1089 Drop In Mechanical 8in Deep NSF7

Approval Stamp(s):

PRODUCT INFORMATION:

PROJECT: _____
 ITEM: _____
 QUANTITY: _____

MODEL:

Drop-Ins - Cold Pan
 Mechanical - 8" Deep Liner Meets NSF Standard 7

- ADI-1M-N7 (1) 4" Deep 12" x 20" pan
- ADI-2M-N7 (2) 4" Deep 12" x 20" pan
- ADI-3M-N7 (3) 4" Deep 12" x 20" pan
- ADI-4M-N7 (4) 4" Deep 12" x 20" pan
- ADI-5M-N7 (5) 4" Deep 12" x 20" pan
- ADI-6M-N7 (6) 4" Deep 12" x 20" pan

BODY:

- Heavy gauge, 300 Series stainless steel
- Overhang on front, back and ends w/locking tabs
- Vinyl foam gasket as sealant
- 300 Series stainless steel cold pan liner
- Product recessed 3" below top
- Insulated all four sides and bottom
- 1" cast brass drain and plug
- Adapter bars furnished for full size pans
- Removable stainless brackets 3" below top

REFRIGERATION:

- Copper coils attached to all sides of liner - R448a refrigerant
- Open angle-iron suspended compressor compartment
- Remote mounted on/off switch with stainless steel face plate
- 120V condensing unit
- 6' cord and plug - NEMA 5-15
- Five year warranty on compressor motor

EXTERIOR HOUSING

- Heavy gauge paint grip steel

Specification subject to change

WARNING for CA residents: go to www.dukemfg.com/prop65 for prop 65 warning

DROP-IN - COLD PAN - MECHANICAL - 8" DEEP - N7

Catalog No. ADI-MECH8N7

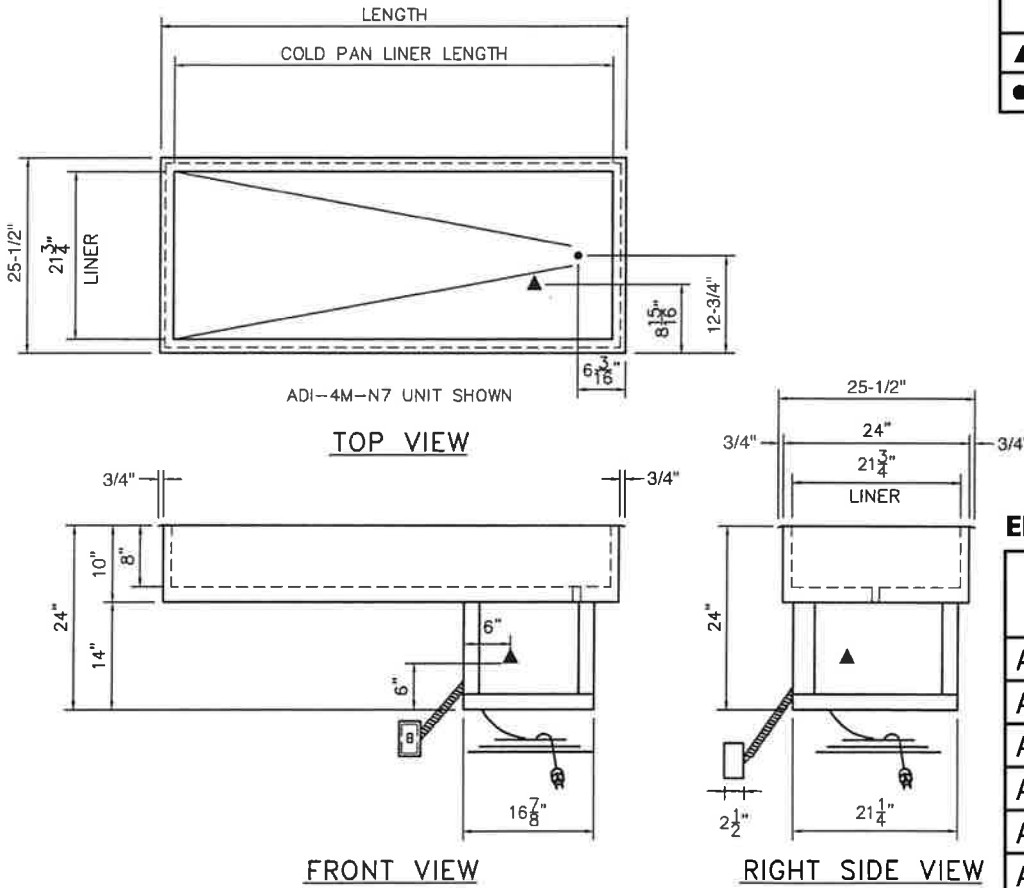
A.I.A. File No. 35-C-13

REV C 06/09/2020

Drop In Mechanical 8" Deep NSF7

A.I.A. File No. 35-C-13

Catalog No. ADI-MECH8N7



LEGEND	
▲	ELECTRICAL CONNECTION
●	DRAIN LOCATION

ELECTRICAL SPECS:

Model	120 Volt	
	Amps	HP
ADI-1M-N7	6.14	.33
ADI-2M-N7	6.14	.33
ADI-3M-N7	6.78	.5
ADI-4M-N7	6.78	.5
ADI-5M-N7	6.78	.5
ADI-6M-N7	6.78	.5

DIMENSIONS - Liners are 21-3/4" (55.3 cm) W; cutouts 24-5/8" (62.6cm) W

FREIGHT CLASS: 100

Model	Overall Length		Cold Pan - L		Cutout - L		Width		Height		Adapter Bars	Cube ft. Crated	Weight	
	in	cm	in	cm	in	cm	in	cm	in	cm			lbs	kg
ADI-1M-N7	18 7/8	45.7	14 1/2	36.8	17 1/2	44.5	25 1/2	64.8	24	61.0	0	13.2	150	68.2
ADI-2M-N7	32 7/8	81.3	28 1/2	72.4	31 1/2	80.0	25 1/2	64.8	24	61.0	1	20.8	160	72.3
ADI-3M-N7	46 7/8	116.8	42 1/2	108.0	45 1/2	115.6	25 1/2	64.8	24	61.0	2	28.5	175	90.9
ADI-4M-N7	60 7/8	152.4	56 1/2	143.5	59 1/2	151.1	25 1/2	68.4	24	61.0	3	36.1	200	113.6
ADI-5M-N7	74 7/8	188.0	70 1/2	179.1	73 1/2	186.7	25 1/2	68.4	24	61.0	4	46.8	230	138.6
ADI-6M-N7	88 7/8	223.5	84 1/2	214.6	87 1/2	222.3	25 1/2	68.4	24	61.0	5	51.4	280	159.1

24 REMOTE CONTROL CUTOUT IS 4-1/8" H X 2-3/16" W

DROP-IN - COLD PAN - MECHANICAL - 8" DEEP - N7



Duke Manufacturing Co.
2305 N. Broadway
St. Louis, MO 63102

Phone: 314-231-1130
Toll Free: 1-800-735-3853
Fax: 314-231-5074

www.dukemfg.com

Printed in U.S.A
© 2019, Duke Manufacturing Co.



3310 Reynolds Road
Lakeland, FL 33803

Phone: 800-329-4314
Fax: 863-665-6496

Submittal Sheet

12/20/2024

ITEM# 2.2A - COLD SHELF (1 EA REQ'D)

Duke RFT3-SB

Recessed Frost Top standard body drop-in unit, 57"W x 29"D, fits (3) 18 x 26" pan per shelf, programmable color touch screen control, stainless steel body and shelves, self contained refrigeration, 120v/60/1-ph, 5.5 Amps, NEMA 5-15P

ELECTRICAL

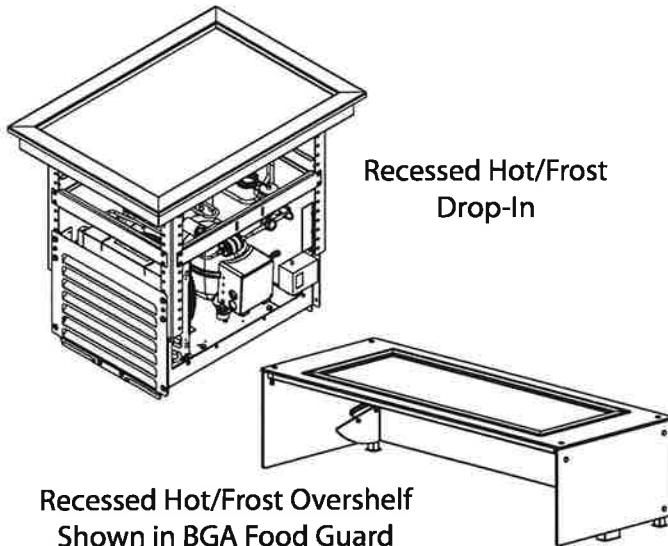
	VOLTS	CYCLE	PHASE	CONN	AFF	NEMA	AMPS	KW	HP	MCA	MOCP
1	120	60	1			5-15P	5.5				



Your Solutions Partner

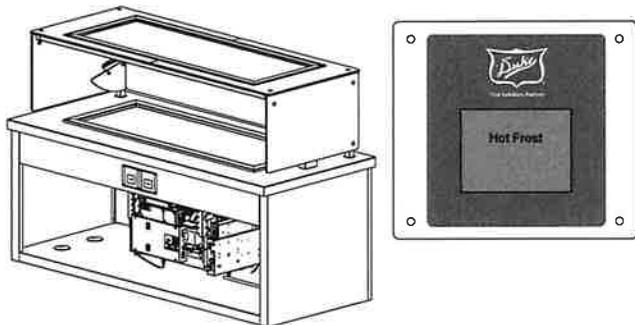
Specifications

F.O.B. Sedalia, Missouri 65301



Recessed Hot/Frost Drop-In

Recessed Hot/Frost Overshelf Shown in BGA Food Guard



Recessed Hot/Frost Dual Evaporator

OPTIONS:

- Stone inserts in 3 different colors for a more retail upscale look
- Available as hot only or cold only
- Basic mechanical control
- 5 Degree Slant Kit
- Drain Option - Available only on lower 2 and 3 section units
- Duplexed Evaporative system for stacked Overshelf & drop-in

DUKE MANUFACTURING CO.
 2305 N. Broadway
 St. Louis, MO 63102
 800.735.3853 Toll Free
 314.231.5074 Fax
 www.dukemfg.com
 SS-1265 Recessed Hot Frost

Approval Stamp(s):

Recessed Hot Frost

PRODUCT INFORMATION:

PROJECT: _____
 ITEM: _____
 QUANTITY: _____

MODEL:

Recessed Hot Frost, Hot Frost Over Shelf, and Duplex Hot and Cold

- Models Listed on following pages
- Hot and Cold | Hot and Cold Configuration
- Hot Only | Hot Only Configuration
- Cold Only | Cold Only Configuration
- The #1 benefit of the Duke Stainless steel recessed HotFrost 18"x 26" pan top merchandiser is versatility, flexibility and speed of line reload to handle high throughput in short period of time
- Change your serving configuration daily and from breakfast to lunch as your menu dictates.
- Switch from Hot or Cold display merchandising as your menu dictates.
- Change the way food is served and merchandised with pre plated and pre portioned foods.
- Recessed HotFrost Drop in with HotFrost shelves integrated into the breathguards double food display merchandising per linear foot.
- Dukes recessed 18"x 26" pan design locks pans in place or use optional stone inserts for a retail, upscale presentation without the use of sheet pans.
- The 18"x 26" pan format enables fast line re-load and the ability to handle high throughput in a short period of time. The self-serving of pre-wrapped and pre-portioned foods minimizes labor needs associated with operator served foods.
- Optional colored stone inserts provide an upscale retail look

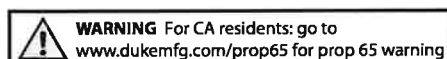
CONTROLS:

- Intuitive, easy to learn, easy to use full color touch screen control with pre-programmed temperatures assure consistency and high food quality.
- Touchscreen shows alerts and messaging when the unit isn't operating to specification... also easy access to serial #.
- Built in connectivity to allow future firmware updates, and remote alerts, messaging and control.
- Four foot cord supplied between control and touchscreen.
- Complies with part 15 of the FCC rules.

Agency Listings:



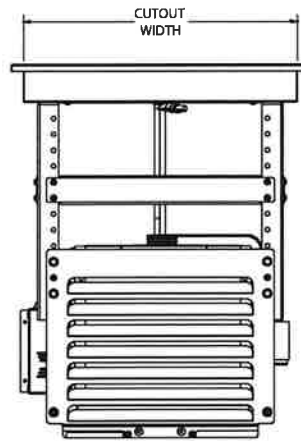
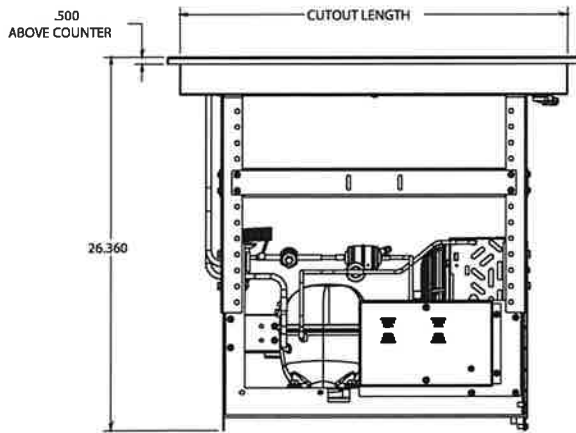
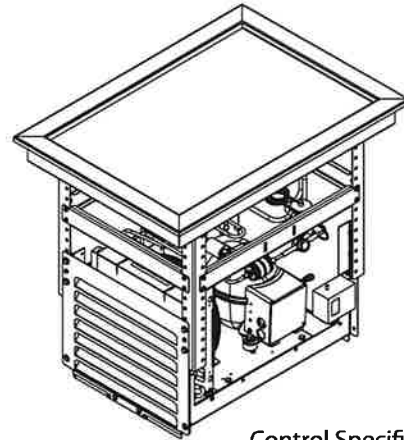
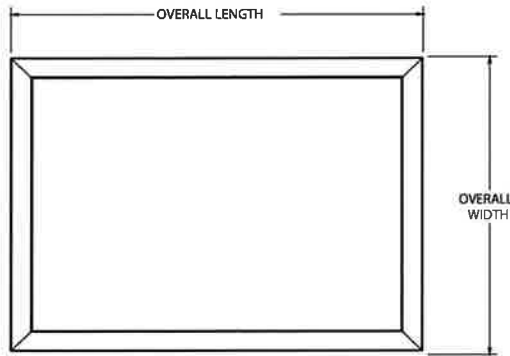
Specification subject to change



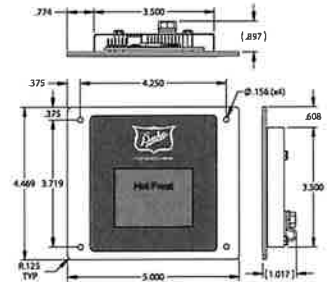
Catalog No. Recessed Hot Frost

A.I.A. File No. 35-C-13

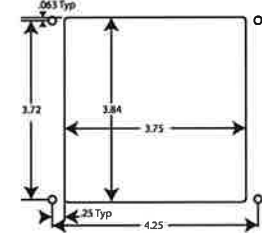
Recessed Hot Frost Drop-In



Control Specification



Control Cutout



Note: Optional Drain available in 2 and 3 Section units only

ELECTRICAL SPECIFICATIONS:

Model		120 Volt - HZ 60		Model		120 Volt - HZ 60		Model		120 Volt - HZ 60	
		Amps	NEMA			Amps	NEMA			Amps	NEMA
RHF1-SL	Hot Frost - Slim Line	5.8	5-15	RHT1-SL	Hot Top Only - Slim Line	2.8	5-15	RFT1-SL	Frost Top Only - Slim Line	5.8	5-15
RHF2-SL	Hot Frost - Slim Line	5.8	5-15	RHT2-SL	Hot Top Only - Slim Line	5.3	5-15	RFT2-SL	Frost Top Only - Slim Line	5.8	5-15
RHF3-SL	Hot Frost - Slim Line	7.8	5-15	RHT3-SL	Hot Top Only - Slim Line	7.8	5-15	RFT3-SL	Frost Top Only - Slim Line	5.8	5-15
RHF2-SB	Hot Frost - Standard	5.8	5-15	RHT2-SB	Hot Top Only - Standard	5.3	5-15	RFT2-SB	Frost Top Only - Standard	5.8	5-15
RHF3-SB	Hot Frost - Standard	7.8	5-15	RHT3-SB	Hot Top Only - Standard	7.8	5-15	RFT3-SB	Frost Top Only - Standard	5.8	5-15

DIMENSIONS:

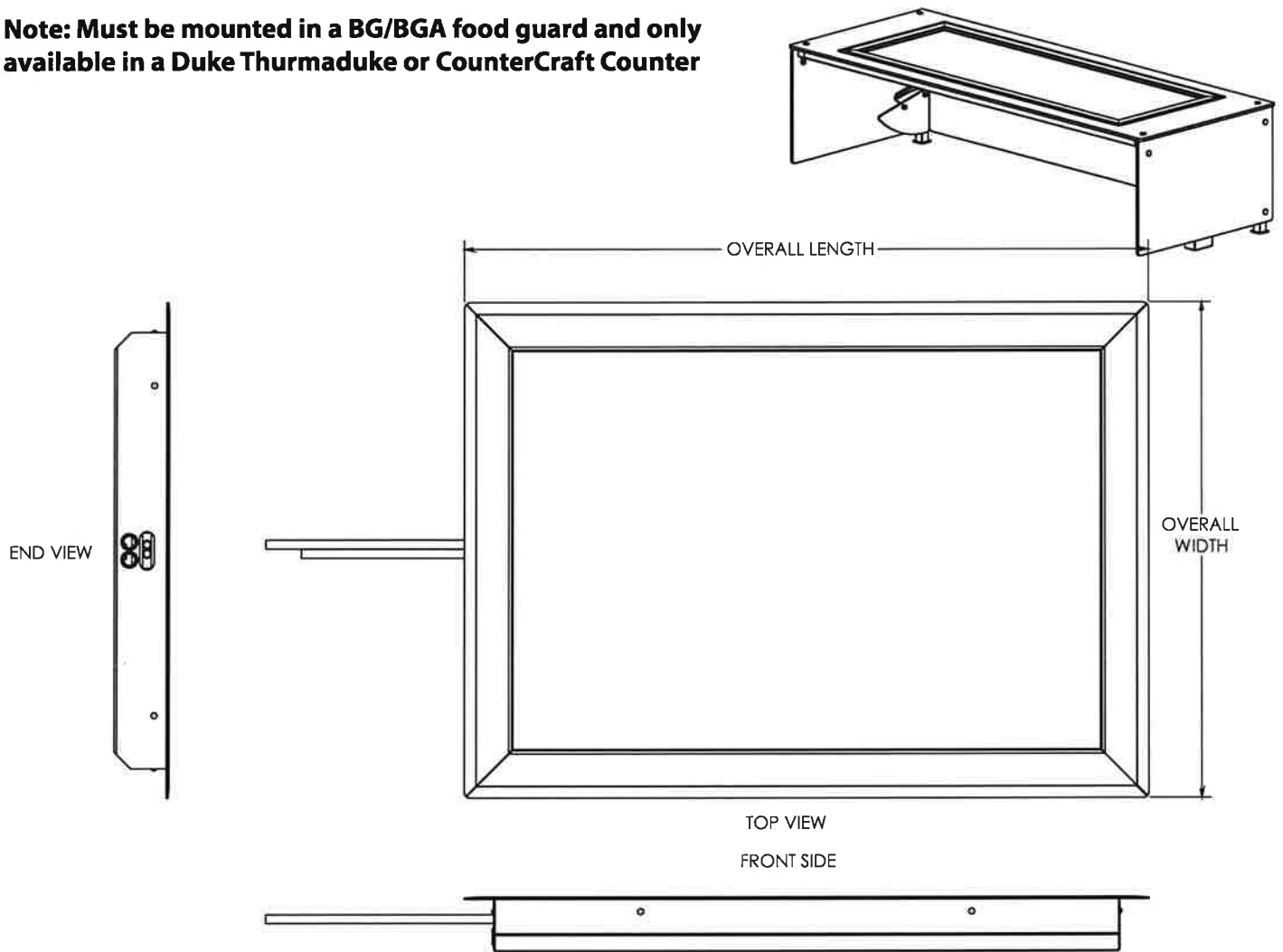
Freight Class: 100

Model	Length		Width		Height		Cutout-W		Cutout-L		Cube ft. crated	Crated Ship Weight	
	in.	cm	in.	cm	in.	cm	in.	cm	in.	cm		lbs.	kg
RHF1-SL	29.0	73.7	21.0	61.0	26.36	67.0	19.75	50.0	27.75	69.9	16.1	214	97.1
RHF2-SL	55.0	139.7	21.0	61.0	26.36	67.0	19.75	50.0	53.75	135.9	17.4	232	105.2
RHF3-SL	81.0	205.7	21.0	61.0	26.36	67.0	19.75	50.0	79.75	201.3	25.9	387	175.5
RHF2-SB	39.0	99.1	29.0	61.0	26.36	67.0	27.75	69.9	37.75	95.3	23.8	317	143.8
XXX3-SB	57.0	144.8	29.0	61.0	26.36	67.0	27.75	69.9	55.75	141.0	25.2	387	175.5

XXX = Model type Hot/Frost, Hot Only, Frost Only

Recessed Hot/Frost Overshelf

Note: Must be mounted in a BG/BGA food guard and only available in a Duke Thurmaduke or CounterCraft Counter



ELECTRICAL SPECIFICATIONS:

Model		120 Volt - HZ 60			Model		120 Volt - HZ 60			Model		120 Volt - HZ 60		
		Amps	NEMA	Direct Wired			Amps	NEMA	Direct Wired			Amps	NEMA	Direct Wired
HFO1-SL	Hot Frost - Slim Line	5.8	5-15	Terminal Block	HTO1-SL	Hot Top Only - Slim Line	2.8	5-15	Terminal Block	FTO1-SL	Frost Top Only - Slim Line	5.8	5-15	Terminal Block
HFO2-SL	Hot Frost - Slim Line	5.8	5-15		HTO2-SL	Hot Top Only - Slim Line	5.3	5-15		FTO2-SL	Frost Top Only - Slim Line	5.8	5-15	

DIMENSIONS:

Freight Class: 100

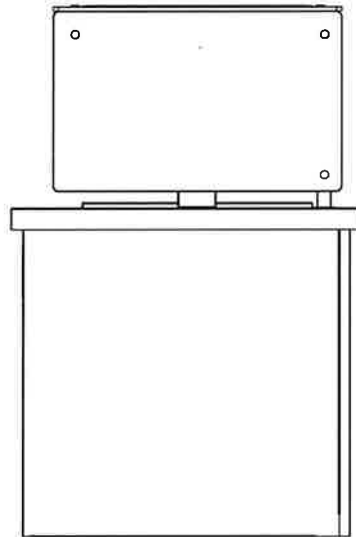
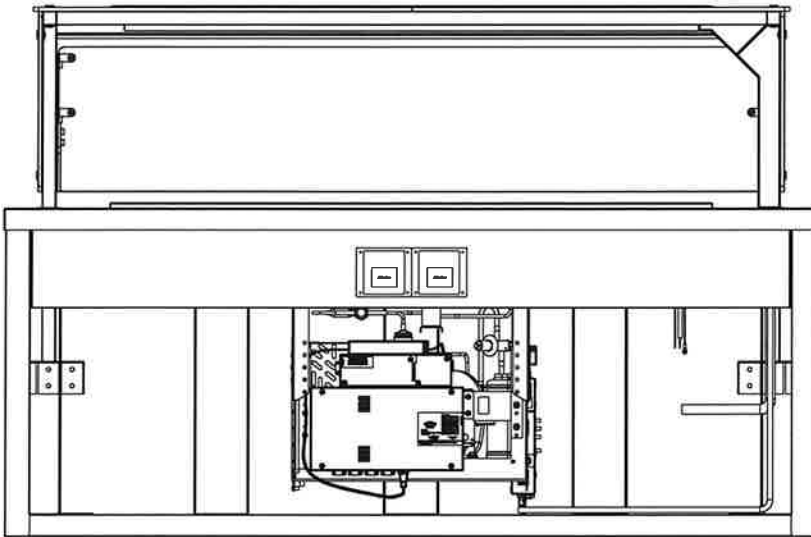
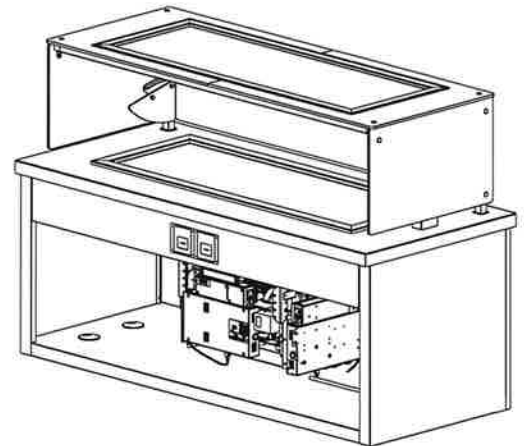
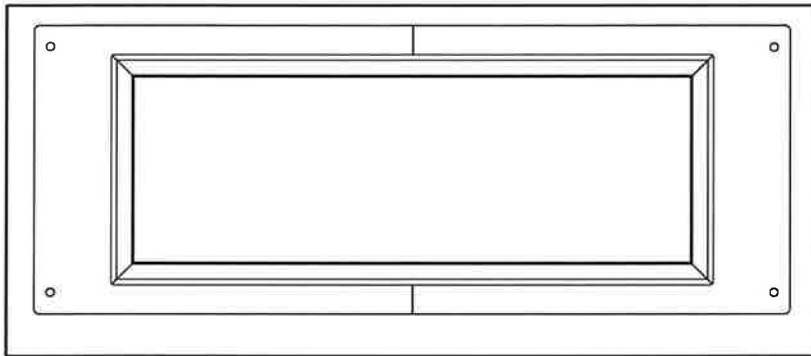
Model	Width		Depth		Height		Cutout-W		Cutout-L		Cube ft. crated	Crated Ship Weight	
	in.	cm	in.	cm	in.	cm	in.	cm	in.	cm		lbs.	kg
XXX1-SL	29.0	73.7	21.0	61.0	2.38	6.0	19.0	48.26	27.0	68.58	1.0	141	64.0
XXX2-SL	55.0	139.7	21.0	61.0	2.38	6.0	19.0	48.26	53.0	134.62	2.0	232	105

XXX = Model type Hot/Frost, Hot Only, Frost Only

A.I.A. File No. 35-C-13

Catalog No. Recessed Hot Frost

Recessed Hot/Frost Duplex



ELECTRICAL SPECIFICATIONS:

Model		120 Volt - HZ 60		
		Amps	NEMA	Direct Wired
DE-RHF1-SL-HFO1-SL	Duplex Evap, Recessed HotFrost, HotFrost Overshelf	8.3	5-15	Terminal Block
DE-RHF2-SL-HFO2-SL	Duplex Evap, Recessed HotFrost, HotFrost Overshelf	10.8	5-15	Terminal Block
DE-RHF2-SB-HFO2-SL	Duplex Evap, Recessed HotFrost, HotFrost Overshelf	10.8	5-15	Terminal Block
DE-RHF2-SB-HFO1-SL	Duplex Evap, Recessed HotFrost, HotFrost Overshelf	10.8	5-15	Terminal Block
DE-RFT1-SB-FTO1-SL	Duplex Evap, Recessed Frost Top, Frost Top Overshelf	5.8	5-15	Terminal Block
DE-RFT2-SL-FTO2-SL	Duplex Evap, Recessed Frost Top, Frost Top Overshelf	5.8	5-15	Terminal Block
DE-RFT2-SB-FTO2-SL	Duplex Evap, Recessed Frost Top, Frost Top Overshelf	5.8	5-15	Terminal Block
DE-RFT2-SB-FTO1-SL	Duplex Evap, Recessed Frost Top, Frost Top Overshelf	5.8	5-15	Terminal Block

Recessed Hot Frost



Duke Manufacturing Co.
 2305 N. Broadway
 St. Louis, MO 63102

Phone: 314-231-1130
 Toll Free: 1-800-735-3853
 Fax: 314-231-5074

www.dukemfg.com

Printed in U.S.A
 © 2024, Duke Manufacturing Co.



3310 Reynolds Road
Lakeland, FL 33803

Phone: 800-329-4314
Fax: 863-665-6496

Submittal Sheet

12/20/2024

ITEM# 3A - SERVING COUNTER, UTILITY (1 EA REQ'D)

Duke TST-88PG

Thurmaduke™ Solid Top Unit, mobile utility counter, 88"W x 32"D x 36"H, 16ga stainless steel top, 20ga paint grip steel body & undershelves, 5" dia. gray poly swivel casters & brakes, NSF

The spec sheet for this item can be viewed on item 2A)

ACCESSORIES

Mfr	Qty	Model	Spec
Duke	1	217154	Racing Red powder coat paint finish
Duke	1	MOD-14-6	14ga stainless steel top, in lieu of standard
Duke	1	ILD	Internal Locking Device (on both ends), stainless steel pin & latch line up device under countertop, per unit price (Note: Units required to be portable)
Duke	1	SOLID-FX-6CU	Tray Slide, customer's side, 88" W x 12-1/4" D, solid stainless steel, on fixed brackets, with (2) 1/8" die-formed rubbing tracks, & mounted 34" high (specify any special height)
Duke	1	CORD-8	8 ft. cord & plug
Duke	2	CUT-OP2	Rectangular cutout with raw edge, must be 12" or less, in counter top, body panel or a shelf (specify cutout size & location)
Duke	2	CUT-OP3	Rectangular cutout with reinforced edges, in counter top, body panel or a shelf, counter top max. right to left is 4" less than unit length (specify cutout size & location)
Duke	1	MOD-HT	Special Height Body, per unit
Duke	1	MOD-HT-30	30" Height Body (elementary)
Duke	1	329-6PG	Hinged doors, no lock, Paint grip to match body, recessed stainless steel pull
Duke	1	MOD-2S-6CU	Kick Plate, customer's side, stainless steel, recessed, screw attached, 1/2" above floor for easy rolling
Duke	1	MOD-2S-E	Kick Plate, end, stainless steel, recessed, screw attached, 1/2" above floor for easy rolling
Duke	1	TS530-88-1SN	Thurmaduke™ Designer Sneeze Guard, 87-3/4"W x 13"D x 18"H, single service buffet style, flip-up acrylic, painted end panels, 13" wide shelf & 1/4" acrylic end guards, cULus, UL EPH Classified
Duke	1	SSS	Stainless Steel Shelf, in lieu of standard painted steel
Duke	1	SSE	Stainless Steel Ends, in lieu of standard painted steel
Duke	1	FL-6	LED Lights, mounted under shelf, wired to base,

for 86-1/2" long models, 120v/60/1-ph

ELECTRICAL

	VOLTS	CYCLE	PHASE	CONN	AFF	NEMA	AMPS	KW	HP	MCA	MOCP
1	120	60	1	Direct							



3310 Reynolds Road
Lakeland, FL 33803

Phone: 800-329-4314
Fax: 863-665-6496

Submittal Sheet

12/20/2024

ITEM# 3.1A - HOT FOOD WELL UNIT, DROP-IN, ELECTRIC (1 EA REQ'D)

Duke WWG2

Waterless Hot Food Well Drop-In Unit, ganged, electric, dry operation, with (2) 12" x 20" hot food well, 32-1/4"W x 24-1/4"D x 12-3/4"H, stainless steel well, removable FDA approved silicone rubber liner, fully insulated galvanized exterior housing, touch screen control panel, without drain, 6' cord & plug, UL, cULus

ACCESSORIES

Mfr	Qty	Model	Spec
Duke	1	WWG-2-120	120v/60/1-ph, 11.1 amps, NEMA 5-15

ELECTRICAL

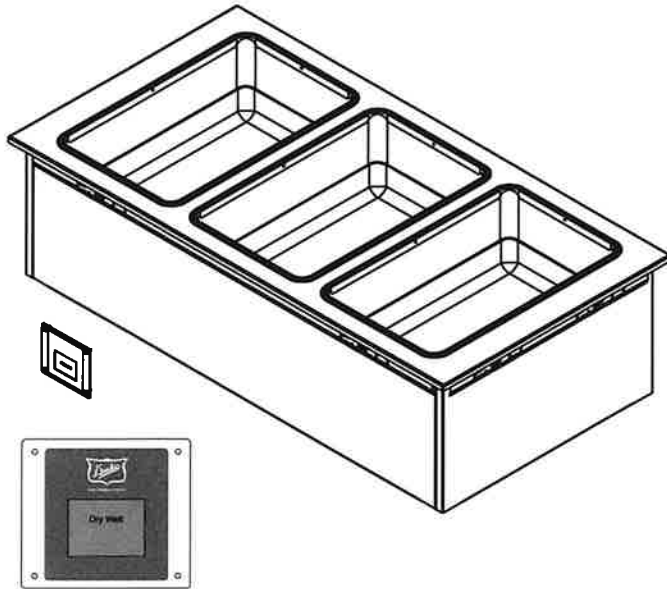
	VOLTS	CYCLE	PHASE	CONN	AFF	NEMA	AMPS	KW	HP	MCA	MOCP
1	120	60	1	Cord & Plug		5-15	11.1				



Your Solutions Partner

Specifications

F.O.B. Sedalia, Missouri 65301



Model WWG3 Shown Above

OPTIONS:

- Designer Foodshields
- Telescope covers
- Adapter Plates
- Adapter Bars

Agency Listings:



DUKE MANUFACTURING CO.

2305 N. Broadway

St. Louis, MO 63102

800.735.3853 Toll Free

314.231.5074 Fax

www.dukemfg.com

SS-1252 Drop In Ganged Waterless Well

Approval Stamp(s):

PRODUCT INFORMATION:

PROJECT: _____

ITEM: _____

QUANTITY: _____

MODEL:

Drop-Ins - Hot Food

Electric Ganged Waterless Well

- WWG1 18 1/4"L x 24 1/4"W x 12 3/4"H
- WWG2 32 1/4"L x 24 1/4"W x 12 3/4"H
- WWG3 46 1/4"L x 24 1/4"W x 12 3/4"H
- WWG4 60 1/4"L x 24 1/4"W x 12 3/4"H
- WWG5 74 1/4"L x 24 1/4"W x 12 3/4"H
- WWG6 88 1/4"L x 24 1/4"W x 12 3/4"H

BODY:

- Heavy gauge, 300 Series stainless steel top
- Overhang on front, back and ends w/locking tabs
- Vinyl foam gasket as sealant
- Die-stamped openings - 11-7/8" X 19-7/8"

Heat Compartments:

- 6-1/4" deep stainless steel liner for dry operation only
- Includes Silicone bottom pad
- Fully Insulated
- Rope element in each compartment

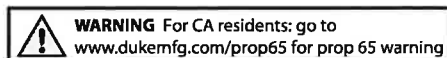
CONTROLS:

- Standard intuitive, easy to use touch screen control - One control for all wells
- Easily adjusted presets LOW/MED/HIGH
- Built in WIFI and Bluetooth for future connectivity.

EXTERIOR HOUSING:

- Heavy gauge paint grip steel

Specification subject to change



PRODUCT HOLDING UNIT - Ganged Waterless Well

Catalog No. Hot Holding

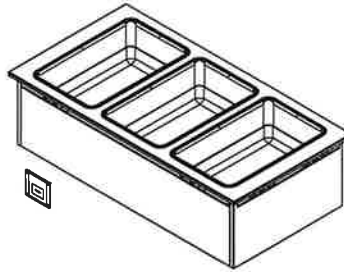
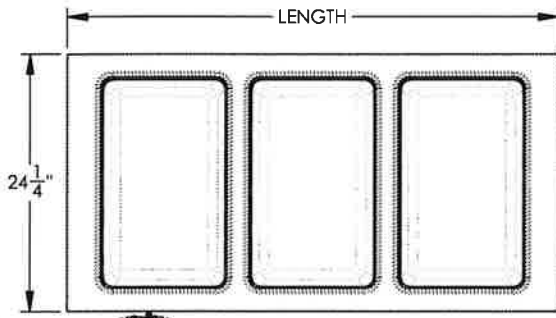
A.I.A. File No. 35-C-13

REV B 05/17/2024

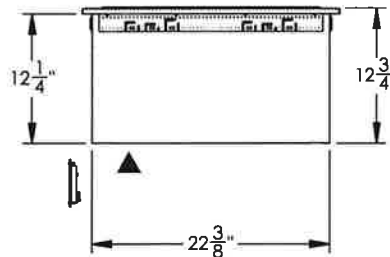
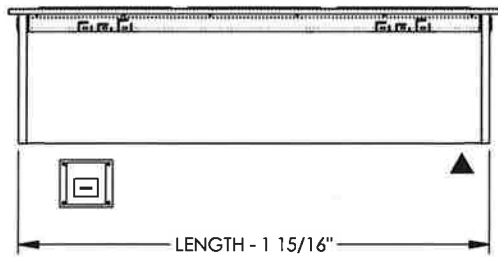
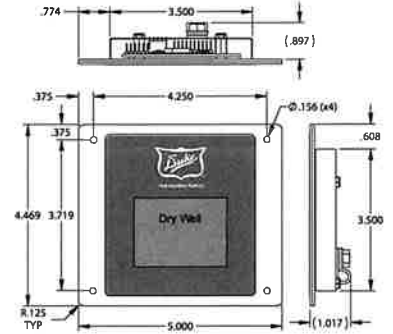
A.I.A. File No. 35-C-13

Catalog No. Hot Holding

Drop-IN Ganged Waterless Well

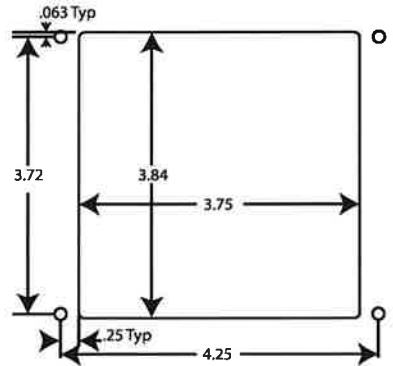


Control Specification



▲ Electrical Connection

Control Cutout



ELECTRICAL SPECIFICATIONS:

Model	120 Volt - 665 Watt			208 Volt - 500 Watt			240 Volt - 665 Watt		
	Watts	Amps	NEMA	Watts	Amps	NEMA	Watts	Amps	NEMA
WWG1	665	5.5	5-15	500	2.4	6-20	665	2.8	6-20
WWG2	1330	11.1	5-15	1000	4.8	6-20	1330	5.5	6-20
WWG3	1995	16.6	L5-30	1500	7.2	6-20	1995	8.3	6-20
WWG4	2660	22.2	L5-30	2000	9.6	6-20	2660	11.1	6-20
WWG5	NA	-	-	2500	12.1	6-20	3325	13.9	6-20
WWG6	NA	-	-	3000	14.4	6-20	3390	16.6	6-20

DIMENSIONS:

Freight Class: 100

Model	Length		Width		Height		Top Openings	Cutout Length		Cutout Width		Control Panels	Cube ft. Crated	Crated Ship Weight	
	in	cm	in	cm	in	cm		in	cm	in	cm			lbs	kg
WWG1	18.25	46.4	24.25	61.6	12.75	32.4	1	17.0	43.2	23.0	58.4	1	8.2	43	19.6
WWG2	32.25	81.9	24.25	61.6	12.75	32.4	2	31.0	78.7	23.0	58.4	1	13.0	75	34.1
WWG3	46.25	117.5	24.25	61.6	12.75	32.4	3	45.0	114.3	23.0	58.4	1	17.7	90	40.9
WWG4	60.25	153.0	24.25	61.6	12.75	32.4	4	59.0	149.9	23.0	58.4	1	22.5	115	52.3
WWG5	74.25	188.6	24.25	61.6	12.75	32.4	5	73.0	185.4	23.0	58.4	1	27.2	140	63.6
WWG6	88.25	224.2	24.25	61.6	12.75	32.4	6	87.0	221.0	23.0	58.4	1	32.0	220	100.0

PRODUCT HOLDING UNIT - Ganged Waterless Well



Duke Manufacturing Co.
2305 N. Broadway
St. Louis, MO 63102

Phone: 314-231-1130
Toll Free: 1-800-735-3853
Fax: 314-231-5074

www.dukemfg.com

Printed in U.S.A
© 2022, Duke Manufacturing Co.



3310 Reynolds Road
Lakeland, FL 33803

Phone: 800-329-4314
Fax: 863-665-6496

Submittal Sheet

12/20/2024

ITEM# 3.2A - HEATED SHELF FOOD WARMER (1 EA REQ'D)

Duke RHT2-SB

HotFrost™ Recessed Hot Top standard body drop-in unit, 39"W x 24"D, fits (2) 18 x 26" pan per shelve, programmable color touch screen control, stainless steel body and shelves. 120v/60/1-ph, 5.0 Amps, NEMA 5-15P

The spec sheet for this item can be viewed on item 2.2A)

ELECTRICAL

	VOLTS	CYCLE	PHASE	CONN	AFF	NEMA	AMPS	KW	HP	MCA	MOCP
1	120	60	1			5-15P	5				



3310 Reynolds Road
Lakeland, FL 33803

Phone: 800-329-4314
Fax: 863-665-6496

Submittal Sheet

12/20/2024

ITEM# 1B - SERVING COUNTER, UTILITY (1 EA REQ'D)

Duke 307-25PG

AeroServ™ Tray Stand Unit, 32"W x 24-1/2"D x 19"H, 20 gauge stainless steel top, paint grip steel body & undershelf, 6"H stainless steel legs & adjustable feet, NSF

The spec sheet for this item can be viewed on item 1A)

ACCESSORIES

Mfr	Qty	Model	Spec
Duke	1	217154	Racing Red powder coat paint finish
Duke	1	MOD-12-32	Extend width of top up to 12", for a 44" or less overall top, with stainless steel fixed brackets
Duke	1	MOD-14-2	14ga stainless steel top, in lieu of standard
Duke	1	ACA-SET4	Casters, set of 4, 5" dia. swivel type, all with brakes, polyurethane tire, in lieu of standard legs, this may require cord & plug option (cord & plug must be added to hot food units to meet U.L.)
Duke	1	MOD-32	For special depth body...*31" deep*
Duke	1	TDST-X-1	For special length *46" long*
Duke	1	MOD-2S-2CU	Kick Plate, customer's side, stainless steel, recessed, screw attached, 1/2" above floor for easy rolling
Duke	2	MOD-2S-E	Kick Plate, end, stainless steel, recessed, screw attached, 1/2" above floor for easy rolling



3310 Reynolds Road
Lakeland, FL 33803

Phone: 800-329-4314
Fax: 863-665-6496

Submittal Sheet

12/20/2024

ITEM# 2B - SERVING COUNTER, UTILITY (1 EA REQ'D)

Duke TST-88PG

Thurmaduke™ Solid Top Unit, mobile utility counter, 88"W x 32"D x 36"H, 16ga stainless steel top, 20ga paint grip steel body & undershelves, 5" dia. gray poly swivel casters & brakes, NSF

The spec sheet for this item can be viewed on item 2A)

ACCESSORIES

Mfr	Qty	Model	Spec
Duke	1	217154	Racing Red powder coat paint finish
Duke	1	MOD-14-6	14ga stainless steel top, in lieu of standard
Duke	1	ILD	Internal Locking Device (on both ends), stainless steel pin & latch line up device under countertop, per unit price (Note: Units required to be portable)
Duke	1	SOLID-FX-6CU	Tray Slide, customer's side, 88" W x 12-1/4" D, solid stainless steel, on fixed brackets, with (2) 1/8" die-formed rubbing tracks, & mounted *28" high*
Duke	1	CORD-8	8 ft. cord & plug
Duke	2	CUT-OP3	Rectangular cutout with reinforced edges, in counter top, body panel or a shelf, counter top max. right to left is 4" less than unit length (specify cutout size & location)
Duke	2	CUT-OP4	Rectangular cutout with reinforced turn down edges & corners welded closed, in counter top, body panel or a shelf, counter top max. right to left is 4" less than unit length (specify cutout size & location)
Duke	1	MOD-HT	Special Height Body, per unit
Duke	1	MOD-HT-30	30" Height Body (elementary)
Duke	1	329-CM	Compressor compartment, partial length, stainless steel removable louvered grill with magnetic catches on the right
Duke	5		Hinged louvered door on operator side -price is per door
Duke	1	MOD-2S-6CU	Kick Plate, customer's side, stainless steel, recessed, screw attached, 1/2" above floor for easy rolling
Duke	1	TSS30-88-1SN	Thurmaduke™ Designer Sneeze Guard, 87-3/4"W x 13"D x 18"H, single service buffet style, flip-up acrylic, painted end panels, 13" wide shelf & 1/4" acrylic end guards, cULus, UL EPH Classified
Duke	1	SSS	Stainless Steel Shelf, in lieu of standard painted steel
Duke	1	SSE	Stainless Steel Ends, in lieu of standard painted

Duke 1 FL-6 steel
 LED Lights, mounted under shelf, wired to base,
 for 86-1/2" long models, 120v/60/1-ph

ELECTRICAL

	VOLTS	CYCLE	PHASE	CONN	AFF	NEMA	AMPS	KW	HP	MCA	MOCP
1	120	60	1	Direct							



3310 Reynolds Road
Lakeland, FL 33803

Phone: 800-329-4314
Fax: 863-665-6496

Submittal Sheet

12/20/2024

ITEM# 2.1B - COLD FOOD WELL UNIT, DROP-IN, REFRIGERATED (1 EA REQ'D)

Duke ADI-1M-N7

Drop-In Cold Food Pan, refrigerated, 18-7/8"W x 25-1/2"D x 24"H, accommodates (1) 4" deep 12" x 20" pan, 300 series stainless steel top with overhang & locking tabs, 8" deep 300 series stainless steel interior liner, steel exterior housing, remote mounted on/off switch with stainless steel face plate (2-3/16"W x 4-1/8"H cutout required), air-cooled condensing unit, 1" brass drain & plug, R448a, UL EPH Classified, cULus, (17-1/2"W x 23-3/4"D cutout required for unit)

The spec sheet for this item can be viewed on item 2.1A)

ACCESSORIES

Mfr	Qty	Model	Spec
Duke	1		Do not fully enclose compressor area. Two unrestricted openings of no less than (200) square inches required in cabinet for proper cooling.
Duke	1		120v/60/1-ph, 6.14 amps, 1/3 HP, NEMA 5-15P

ELECTRICAL

	VOLTS	CYCLE	PHASE	CONN	AFF	NEMA	AMPS	KW	HP	MCA	MOCP
1	120	60	1	Cord & Plug		5-15P	6.14		1/3		

WATER

	HOT SIZE	HOT AFF	HOT GPH	COLD SIZE	COLD AFF	FILTERED SIZE	FILTERED AFF	CONDENSER INLET SIZE	CONDENSER OUTLET SIZE
1									

WASTE

	INDIRECT SIZE	DIRECT SIZE
1	1"	



3310 Reynolds Road
Lakeland, FL 33803

Phone: 800-329-4314
Fax: 863-665-6496

Submittal Sheet

12/20/2024

ITEM# 2.2B - COLD SHELF (1 EA REQ'D)

Duke RFT3-SB

Recessed Frost Top standard body drop-in unit, 57"W x 29"D, fits (3) 18 x 26" pan per shelf, programmable color touch screen control, stainless steel body and shelves, self contained refrigeration, 120v/60/1-ph, 5.5 Amps, NEMA 5-15P

The spec sheet for this item can be viewed on item 2.2A)

ELECTRICAL

	VOLTS	CYCLE	PHASE	CONN	AFF	NEMA	AMPS	KW	HP	MCA	MOCP
1	120	60	1			5-15P	5.5				



3310 Reynolds Road
Lakeland, FL 33803

Phone: 800-329-4314
Fax: 863-665-6496

Submittal Sheet

12/20/2024

ITEM# 3B - SERVING COUNTER, UTILITY (1 EA REQ'D)

Duke TST-88PG

Thurmaduke™ Solid Top Unit, mobile utility counter, 88"W x 32"D x 36"H, 16ga stainless steel top, 20ga paint grip steel body & undershelves, 5" dia. gray poly swivel casters & brakes, NSF

The spec sheet for this item can be viewed on item 2A)

ACCESSORIES

Mfr	Qty	Model	Spec
Duke	1	217154	Racing Red powder coat paint finish
Duke	1	MOD-14-6	14ga stainless steel top, in lieu of standard
Duke	1	ILD	Internal Locking Device (on both ends), stainless steel pin & latch line up device under countertop, per unit price (Note: Units required to be portable)
Duke	1	SOLID-FX-6CU	Tray Slide, customer's side, 88" W x 12-1/4" D, solid stainless steel, on fixed brackets, with (2) 1/8" die-formed rubbing tracks, & mounted 34" high (specify any special height)
Duke	1	CORD-8	8 ft. cord & plug
Duke	2	CUT-OP2	Rectangular cutout with raw edge, must be 12" or less, in counter top, body panel or a shelf (specify cutout size & location)
Duke	2	CUT-OP3	Rectangular cutout with reinforced edges, in counter top, body panel or a shelf, counter top max. right to left is 4" less than unit length (specify cutout size & location)
Duke	1	MOD-HT	Special Height Body, per unit
Duke	1	MOD-HT-30	30" Height Body (elementary)
Duke	1	329-6PG	Hinged doors, no lock, Paint grip to match body, recessed stainless steel pull
Duke	1	MOD-2S-6CU	Kick Plate, customer's side, stainless steel, recessed, screw attached, 1/2" above floor for easy rolling
Duke	1	MOD-2S-E	Kick Plate, end, stainless steel, recessed, screw attached, 1/2" above floor for easy rolling
Duke	1	TS530-88-1SN	Thurmaduke™ Designer Sneeze Guard, 87-3/4"W x 13"D x 18"H, single service buffet style, flip-up acrylic, painted end panels, 13" wide shelf & 1/4" acrylic end guards, cULus, UL EPH Classified
Duke	1	SSS	Stainless Steel Shelf, in lieu of standard painted steel
Duke	1	SSE	Stainless Steel Ends, in lieu of standard painted steel
Duke	1	FL-6	LED Lights, mounted under shelf, wired to base,

for 86-1/2" long models, 120v/60/1-ph

ELECTRICAL

	VOLTS	CYCLE	PHASE	CONN	AFF	NEMA	AMPS	KW	HP	MCA	MOCP
1	120	60	1	Direct							



3310 Reynolds Road
Lakeland, FL 33803

Phone: 800-329-4314
Fax: 863-665-6496

Submittal Sheet

12/20/2024

ITEM# 3.1B - HOT FOOD WELL UNIT, DROP-IN, ELECTRIC (1 EA REQ'D)

Duke WWG2

Waterless Hot Food Well Drop-In Unit, ganged, electric, dry operation, with (2) 12" x 20" hot food well, 32-1/4"W x 24-1/4"D x 12-3/4"H, stainless steel well, removable FDA approved silicone rubber liner, fully insulated galvanized exterior housing, touch screen control panel, without drain, 6' cord & plug, UL, cULus

The spec sheet for this item can be viewed on item 3.1A)

ACCESSORIES

Mfr	Qty	Model	Spec
Duke	1	WWG-2-120	120v/60/1-ph, 11.1 amps, NEMA 5-15

ELECTRICAL

	VOLTS	CYCLE	PHASE	CONN	AFF	NEMA	AMPS	KW	HP	MCA	MOCP
1	120	60	1	Cord & Plug		5-15	11.1				



3310 Reynolds Road
Lakeland, FL 33803

Phone: 800-329-4314
Fax: 863-665-6496

Submittal Sheet

12/20/2024

ITEM# 3.2B - HEATED SHELF FOOD WARMER (1 EA REQ'D)

Duke RHT2-SB

HotFrost™ Recessed Hot Top standard body drop-in unit, 39"W x 24"D, fits (2) 18 x 26" pan per shelve, programmable color touch screen control, stainless steel body and shelves. 120v/60/1-ph, 5.0 Amps, NEMA 5-15P

The spec sheet for this item can be viewed on item 2.2A)

ELECTRICAL

	VOLTS	CYCLE	PHASE	CONN	AFF	NEMA	AMPS	KW	HP	MCA	MOCP
1	120	60	1			5-15P	5				



Quote

12/20/2024

3310 Reynolds Road
Lakeland, FL 33803

Phone: 800-329-4314
Fax: 863-665-6496

To:
**LAKE WALES CHARTER SCHOOLS-
TABLES**

From:
Central Food Equipment
Rebecca LOVINS
3310 Reynolds Rd.
Lakeland, FL 33803-7325
863-665-4314
(863)665-4314 310 (Contact)

Job Reference Number: 12180 BL

Item	Qty	Description	Sell	Sell Total
1	1 ea	FOLDING TABLE Custom Model No. UNIFRAME UF12BE/284864 FOLDING TABLE CHROME FRAME, BLUE TOP 56 1/2 X 120" LONG. BENCH STYLE SEAT 29" TABLE HEIGHT Estimated Delivery: • 69 business days after order confirmatio	\$2,197.72	\$2,197.72
			ITEM TOTAL:	\$2,197.72
			Merchandise	\$2,197.72
			Freight	\$615.00
			DELIVERY	\$75.00
			Total	\$2,887.72

Acceptance: _____ Date: _____

Printed Name: _____

Project Grand Total: \$2,887.72



Invitation to Bid and Contract

Serving Line designs and installation for 3 Elementary Schools

(Hillcrest Elementary School, Janie Howard Elementary School, Polk Avenue Elementary School)

Folding lunchroom table and outside lunch table

Lake Wales Charter Schools

In accordance with federal civil rights law and U.S. Department of Agriculture (USDA) civil rights regulations and policies, this institution is prohibited from discriminating on the basis of race, color, national origin, sex, disability, age, or reprisal or retaliation for prior civil rights activity.

Program information may be made available in languages other than English. Persons with disabilities who require alternative means of communication to obtain program information (e.g., Braille, large print, audiotape, American Sign Language), should contact the responsible state or local agency that administers the program or USDA's TARGET Center at (202) 720-2600 (voice and TTY) or contact USDA through the Federal Relay Service at (800) 877-8339.

To file a program discrimination complaint, a Complainant should complete a Form AD-3027, USDA Program Discrimination Complaint Form which can be obtained online at: <https://www.usda.gov/sites/default/files/documents/USDA-OASCR%20P-Complaint-Form-0508-0002-508-11-28-17Fax2Mail.pdf>, from any USDA office, by calling (866) 632-9992, or by writing a letter addressed to USDA. The letter must contain the complainant's name, address, telephone number, and a written description of the alleged discriminatory action in sufficient detail to inform the Assistant Secretary for Civil Rights (ASCR) about the nature and date of an alleged civil rights violation. The completed AD-3027 form or letter must be submitted to USDA by:

1. **mail:**
U.S. Department of Agriculture
Office of the Assistant Secretary for Civil Rights
1400 Independence Avenue, SW
Washington, D.C. 20250-9410; or
2. **fax:**
(833) 256-1665 or (202) 690-7442; or
3. **email:**
program.intake@usda.gov

This institution is an equal opportunity provider.

SECTION 1

INSTRUCTIONS TO BIDDERS

1.1 Notice of Bid

This Invitation to Bid (ITB) is for the purpose of obtaining responses from vendors to provide service line designs and installation for 3 Elementary Schools as well as a lunchroom folding table, and an outside lunch table, for Lake Wales Charter Schools (SPONSOR/SFA). Solicitation for this bid will be published on 11/22/2024 at 12:00 PM on our School District's website www.lwcharterschools.com as well as our Facebook page @Lake Wales Charter Schools

Lake Wales Charters Schools(SPONSOR/SFA) is a Charter School District (public, charter, private) located in Lake Wales, Florida. The goal of the Food Service Program is to provide our students with hot meals that meet nutritional standards by keeping our service line up to date and operating properly. Also, keeping our students safe and comfortable with furniture that is in good condition.

1.2 Bid Submission

Responses should address each of the requirements set forth in this ITB. Please provide the requested information no later than 3:00 PM (time) AM/PM EST on 12/17/2024 (date) to the address below. Responses will be publicly opened at 12:00 PM (time) AM/PM EST on 01/13/2025 (date) to be evaluated per the criteria specified in subsection 1.4, below.

Lake Wales Charter Schools (Sponsor name)

Food Service Department (Department)

Terrance Burroughs (Contact person)

130 E Central Ave (Address)

Lake Wales, FL 33853 (City, State, Zip)

1.3 Timeline

11/22/2024, Solicitation available to public

12/13/2024, Bid questions due

01/06/2025, Bid questions answered by publishing Addendum 1, if applicable

12/23/2024, Bid submissions due by 5:00 PM (time) EST

01/13/2025, Bid submissions publicly opened

01/15/2025, SFA review of Bids

01/20/2025, SFA recommendation to FDACS and FDACS review

01/27/2025, Contract Awarded

03/14/2025, Vendor begins service

1.4 Evaluation Criteria

Bids received will be reviewed to ensure all materials have been submitted as specified in this ITB. Contract award decision will be made based on the most responsive and responsible Vendor that provides the bid.

1.5 Bid Attachments

1. Bid Summary
2. Certification Regarding Lobbying
3. Disclosure of Lobbying Activities
4. Exhibit A – Location of school(s)
Polk Avenue Elementary School – 110 E Polk Avenue Lake Wales, FL 33853
Janie Howard Wilson Elementary School – 306 Florida Avenue Lake Wales, FL 33853
Hillcrest Elementary School – 1051 State Road 60 Lake Wales, FL 33853
5. Exhibit B – Approved 15-day cycle menu
6. Exhibit C – Menu Planning Approach Guidelines
7. Exhibit D – Current Year School Calendar
8. Certification Regarding Drug-Free Workplace Requirements
9. Certification Regarding Debarment, Suspension, Ineligibility and Voluntary Exclusion
10. Certificate of Independent Price Determination

1.6 Questions and Site Visits

Questions concerning this ITB and requests for a site visit can be submitted in writing via email to terrance.burroughs@lwcharterschools.com (email) or via phone at (863) 456-4471. All responses to questions received will be made in writing on 01/06/2025 (date) and sent to all potential vendors.

1.7 Addenda

Revisions which modify the ITB documents, by addition, deletions, clarifications, or corrections will be issued in writing prior to the opening of bids.

**SECTION 2
GENERAL CONDITIONS**

2.1 Bids shall be submitted on the forms provided with these specifications. Bids shall be in a sealed envelope properly marked with the title of the bid, date and time of opening, and delivered to the address provided in subsection 1.2 no later than the time and date specified. All certifications contained herein must be signed and submitted with the bid.

2.2 Bid Deadline

The original copy of a vendor's bid must be received at the address provided in subsection 1.2 no later than the time and date specified. The original will be date and time stamped upon receipt. Bids received after the time and date specified in subsection 1.2 will result in rejection of the bid.

2.3 Rejection of Bid

Bids that do not conform to the requirements of this ITB shall be rejected. Bids may be rejected for reasons that include, but are not limited to, the following:

- a. The bid was received after the submission deadline;
- b. The bid was not signed by an authorized representative of the vendor;
- c. The bid contained unauthorized amendments, deletions, or contingencies to the requirements of the ITB;
- d. The bid was incomplete or contained significant inconsistencies or inaccuracies.

2.4 Errors or Omissions

If SFA determines that a bid contains a minor irregularity or an error, such as a transposition, extension or footing error in figures that are presented, SFA may provide the vendor an opportunity to correct the error. Information that is required to be included in the bid and is inadvertently omitted shall not be accepted under this error correction provision. All information

required to be included in a bid must be received by the date and time that bids are due. SFA reserves the right to seek clarification from a vendor of any information contained in the bid.

2.5 Deviations or Exceptions

Deviations or exceptions to the specifications provided in this ITB will not be considered.

2.6 Specifications and Conditions

By submitting a response to this ITB vendors are acknowledging that they have read the specifications and conditions provided in the ITB and that their bid is made in accordance with the provisions of such specifications. Vendors further agree to deliver services that meet or exceed specifications provided in the ITB should they be awarded a contract for services.

2.7 Withdrawal of Bid

Requests for withdrawal of a bid may be considered if such request is received in writing within 72 hours after the bid opening time and date. Requests received in accordance with this provision may be granted upon proof of the impossibility to perform based upon an obvious error on the part of the vendor. If a request for withdrawal is not received, a vendor shall be legally responsible for fulfilling all requirements of its bid if it is accepted.

2.8 Bid Bonds Required for SFSP

Bids over \$250,000 shall include a bid bond in the amount of 5% of the estimated contract value. Only those bonding and surety companies contained in the current Treasury Circular 570 may be used to obtain the required bonding. The Treasury Circular is published annually, for the information of Federal bond-approving officers and persons required to give bonds to the United States. All certificates of Authority expire June 30, and are renewable July 1, annually.

Bid bonds will be returned (a) to unsuccessful proposers as soon as practicable after the opening of bids and (b) to the successful proposer upon execution of such further contractual documents and bonds as may be required by the proposal as accepted.

2.9 Performance Bonds Required for SFSP

The successful proposer shall provide the SFA with a performance bond in the amount of 10% of the contract price. The bond shall be executed by the FSMC and a licensed surety company listed in the current Department of Treasury Circular 570. Only those bonding and surety companies contained in the current Treasury Circular 570 may be used to obtain the required bonding. The Treasury Circular is published annually, for the information of Federal bond-approving officers and persons required to give bonds to the United States. All certificates of Authority expire June 30, and are renewable July 1, annually.

The performance bond shall be furnished not later than ten days following award of the contract, but in all cases prior to commencement of performance.

2.10 Bid Modifications

Requests for modifications of a bid may be considered if such request is received in writing within 72 hours after the bid opening time and date. Requests received in accordance with this provision may be granted upon proof of the impossibility to perform based upon an obvious error on the part of the vendor. If a request for modification is not received, a vendor shall be legally responsible for fulfilling all requirements of its bid if it is accepted.

2.11 Prohibition of Gratuities

By submission of a bid, a vendor certifies that no employee of SFA has or shall benefit financially or materially from such bid or subsequent contract. Any contract issued as a result of this ITB may be terminated at such time as it is determined that gratuities of any kind were either offered or received by any of the aforementioned persons.

2.12 Vendor Research

SFA reserves the right to research any vendor submitting a bid in response to this ITB to ensure the vendor's ability to perform the services as specified.

2.13 Conditions for Acceptance

Vendors must submit a bid meeting the requirements of the ITB to include the required attachments and certifications signed by the authorized official

2.14 Bid computation method

Estimated totals must be carried out to the second decimal place and must not be rounded.

2.15 Protest of the ITB

Any adversely affected person who desires to file a formal protest to this ITB must do so in accordance with chapter 120, Florida Statutes. Failure to file a protest within the time prescribed in section 120.57(3), Florida Statutes, or failure to post the bond or other security required by law within the time allowed for filing a bond shall constitute a waiver of proceedings under chapter 120, Florida Statutes.

2.16 Copyrights

The SFA reserves a royalty-free, nonexclusive, and irrevocable license to reproduce, publish or otherwise use, and to authorize other to use, for SFA purposes: (a) The copyright in any work developed under a grant, subgrant, or contract under a grant or subgrant; and (b) Any rights of copyright to which a grantee, sub grantee or contractor purchases ownership with grant support. 2 C.F.R. Appendix II to Part 200(F)

2.17 Patents

The SFA reserves a royalty-free, nonexclusive, and irrevocable license to reproduce, publish or otherwise use, and to authorize other to use, for SFA purposes patent rights with respect to any discovery or invention which arises or is developed in the course of or under such contract. 2 C.F.R. Appendix II to Part 200(F)

2.18 Jessica Lunsford Act

The Vendor shall ensure, at its own expense, required fingerprint-based criminal history record checks are conducted on all vendor employees assigned to the SFA and results are provided to the SFA per the Jessica Lunsford Act, section 1012.32, Florida Statutes.

2.19 Federal Debarment Certification

The prospective bidder certifies, by submission and signature of this bid, that the bidder complies fully with the Federal Debarment Certification regarding debarment suspension, ineligibility and voluntary exclusion. As required by Executive Order 12549, Debarment and Suspension, and implemented at 34 CFR, part 85, as defined at the 34 CFR part 85, sections 85.105 and 85.110-(ed80-0013).

- (1) The prospective lower tier (\$25,000) participant certifies, by submission and of this bid, that neither it nor its principals is presently debarred, suspended, proposed for debarment, declared ineligible, or voluntarily excluded from participation in this transaction by any federal department or agency.
- (2) Where the prospective lower tier participant is unable to certify to any of the statements in this certification, such prospective participants shall attach an explanation to this bid.

2.20 Public Entity Crimes Certification

A person or affiliate who has been placed on the convicted vendor list following a conviction for a public entity crime may not submit a bid on a contract to provide any goods or services to a public entity, may not submit a bid on a contract with a public entity for the construction or repair of a public building or public work, may not submit bids on leases of real property to public entities, may not be awarded or perform work as a contractor, supplier, subcontractor, or consultant under a contract with any public entity, and may not transact business with any public entity in excess of the threshold amount provided in Section 287.017, for Category Two for a period of 36 months from the date of being placed on the convicted vendor list.

SECTION 3 SCOPE

- 3.1 The VENDOR shall provide measurements and a blueprint of the serving lines that they will install in the sites specified in Exhibit A. The VENDOR shall visit each site specified in Exhibit A and speak with the food service manager to customize the serving lines to their needs. Also, the VENDOR shall visit each site specified in Exhibit A to match up tables that may need to be replaced. There is a fold-up lunch table that needs to be replaced. The VENDOR shall match up an outside lunch table for one of the locations specified in Exhibit A and provide a quote for a new one.
- 3.2 The SFA reserves the right to maintain, add to, and/or remove present equipment in its facilities.
- 3.3 The VENDOR shall be an independent contractor and not an employee of the SFA. The employees of the vendor shall be considered solely employees of the vendor and shall not be considered employees or agents of the SFA in any fashion.
- 3.4 The VENDOR shall provide equipment and service in compliance with the rules and regulations of the Florida Department of Agriculture and Consumer Services ("FDACS") and the USDA regarding Child Nutrition Programs.

SECTION 4 SCHOOL FOOD AUTHORITY RESPONSIBILITIES

- 4.1 The SFA shall schedule times for the VENDORS to visit each location mentioned in Exhibit A.
- 4.2 The SFA shall provide serial numbers or model numbers to the VENDORS if needed to match up equipment and/or materials.

SECTION 5 VENDOR RESPONSIBILITIES

- 5.1 The VENDOR shall provide its services hereunder at all times in accordance with generally accepted standards of care and best practices in the industry.
- 5.2 The VENDOR shall deliver equipment and materials to the locations mentioned in Exhibit A designated by the SFA at times confirmed with the SFA.

SECTION 6 INVOICING AND PAYMENT

- 6.1 The Vendor shall submit itemized quotes to the SFA, and once the bid is awarded, send an invoice to the SFA to be paid in full on a NET30 agreement.
- 6.2 The SFA shall pay the Vendor the unit price specified in the Bid Summary times meals provided as specified in the invoice. The SFA shall pay:
- 6.2.1 According to the time frame as stated on the Vendor's invoice**
- 6.2.2 No later than forty-one days (41) calendar days of its receipt of the invoice from the Vendor.

- 6.3 The Vendor shall use the following delinquent payment notification procedures in order to exercise its right to demand payment from the SFA:
- 6.3.1 For invoices not paid within forty-two (42) calendar days after the SFA received the invoice, the Vendor shall send the SFA a notice letter with a copy of the original invoice attached. The Vendor shall also provide a copy of the notice letter to the FDACS.
 - 6.3.2 When an invoice previously noticed when delinquent forty-two (42) calendar days is still delinquent and not paid in full within sixty-three (63) calendar days after the SFA received the invoice, the Vendor must provide a second letter to the SFA with a copy of the original invoice attached and provide a copy to the FDACS.
 - 6.3.3 The Vendor may suspend service or terminate its contract with the SFA if the SFA has failed to make full and complete payment for any invoice sixty-three (63) or more calendar days after the invoice was received. The Vendor's failure to terminate its contract shall not waive its right to seek payment under appropriate Florida Law and procedures.

SECTION 7 PURCHASES/BUY AMERICAN

- 7.1 The VENDOR shall retain title of all purchased material and equipment.
- 7.2 The VENDOR shall purchase, to the maximum extent practicable, domestic commodities or products that are either agricultural commodities produced in the United States.
- 7.3 The VENDOR shall certify the percentage of U.S. content in the products supplied to the SFA.
- 7.4 The SFA reserves the right to review VENDOR purchase records to ensure compliance with the *Buy American* provision in 7 C.F.R. Part 250.
- 7.5 The VENDOR must request approval for exceptions to Buy American Provision from SFA prior to delivery. Requests should include documentation such as cost or availability data. SFA must document when an exception is approved, including all Buy American Provision requirements as stated in 7 CFR Part 210.21(d)/ and FNS Policy Memo SP 38-2017. The following must be documented for each approval:

SECTION 8 LICENSES, CERTIFICATIONS, AND TAXES

- 8.1 Throughout the Term of the Contract and each renewal Term, the VENDOR shall obtain and maintain all applicable licenses and permits required by federal, state, and local law.
- 8.2 The VENDOR shall have state or local health certification for any facility outside the SFA in which it proposes to prepare meals, if applicable, and must maintain this health certification for each Contract Term.

SECTION 9 RECORD KEEPING

- 9.1 The VENDOR shall retain all records relating to food service production and delivery for the contract for a period of five years either from the date the final contract renewal period has expired, receipt of final payment under the contract is recorded.
- 9.2 The VENDOR shall have records maintained and available to demonstrate compliance with the requirements relating to FDACS. Such records shall include the following:
 - 9.2.1 The receipt, use, storage, and inventory of equipment and materials;

9.2.2 Documentation of credits issued to the SFA.

9.3 All records must be available for the period of time specified above for the purpose of making audits, examinations, excerpts, and transcriptions by representatives of the SFA, the FDACS, the USDA, and the Auditor General, and other governmental entities with monitoring authority at any reasonable time and place. If audit findings have not been resolved, the records shall be retained beyond the specified period as long as required for the resolution of the issues raised by the audit.

9.4 The VENDOR accepts liability for any overclaims due to VENDOR negligence or noncompliance with regulations, including those overclaims based on review or audit findings.

9.5 All records relating to the Contract, including subsequent Renewal Terms, if applicable, are property of the SFA and shall be maintained in original form on SFA premises for the duration of the Contract. At any time during the Contract, the SFA reserves the right to require the VENDOR to surrender all records relating to the Contract to the SFA within 30 days of such request. Such records shall include, but are not limited to:

- All data, materials, and products created by the VENDOR on behalf of the SFA and in furtherance of the Services
- Production records, including quantities and amounts of food used in preparation of each meal and food component of menus
- Standardized recipes and yield from recipes as deemed necessary per the requirements of paragraph 15.8
- Processed product nutritional analysis
- Dates of preparation of meals
- Number of meals and locations where meals were delivered
- Signed delivery slips
- Nutritional content of individual food items and meals as delivered
- Bills charged to SFA for meals delivered under this contract including the credit of USDA foods where applicable
- Inventory records
- Food and bid specifications
- All documents and records as noted in this *Invitation to Bid and Contract*

9.6 Upon expiration or termination of the Contract, the VENDOR shall surrender all records as noted above, relating to the initial Contract and all subsequent renewal Terms, if applicable, to the SFA within 30 days of the Contract expiration or termination.

9.7 The SFA shall retain all records relating to the initial contract and all subsequent renewals for the longer of the retention periods required by federal, state or local laws and regulations that govern the SFA regarding recordkeeping and records retention.

9.8 All records must be available for the period of time specified above for the purpose of making audits, examinations, excerpts, and transcriptions by representatives of the SFA, the FDACS, the USDA, and the Auditor General, and other governmental entities with monitoring authority at any reasonable time and place. If audit findings have not been resolved, the records shall be retained beyond the specified period as long as required for the resolution of the issues raised by the audit.

**SECTION 10
TERMS AND TERMINATION**

10.1 This Contract is effective for the duration of the time it takes to perform the work explained in the Scope of Work, with 03/14/2025 being the targeted date for the installation of the service lines, lunchroom tables, and chairs.

10.2 This contract is not eligible for renewal. .

10.3 Either the SFA or VENDOR can terminate this Contract for cause or for convenience with a thirty-(30) day written notification. Following thirty- (30) day written notification, the SFA can terminate this Contract in whole or in part without the payment of any penalty or incurring any further obligation to the VENDOR.

- 10.4 Following any termination for convenience, the VENDOR shall be entitled to compensation for services completed upon submission of invoices and proof of claim for services provided under this Contract up to and including the date of termination. The SFA shall have the right to receive services from the Contractor through the effective date of the notice of termination, and may, at its election, procure such work from other contractors as may be necessary to complete the services.
- 10.5 Notwithstanding the notice period in paragraph 17.3, the SFA may immediately terminate the Contract, in whole or in part, upon notice to the VENDOR if the SFA determines that the actions, or failure to act, of the VENDOR, its agents, employees or subcontractors have caused, or reasonably could cause jeopardy to health, safety, or property; or if the SFA determines that the VENDOR lacks the financial resources to perform under the Contract.
- 10.6 If the VENDOR fails to perform to the SFA's satisfaction any material requirement of this Contract or is in violation of a material provision of this Contract, the SFA shall provide written notice to the VENDOR requesting that the breach or noncompliance be remedied within sixty- (60) days. If the breach or noncompliance is not remedied by the specified period of time, the SFA may either: (a) immediately terminate the Contract without additional written notice or, (b) enforce the terms and conditions of the Contract, and in either event seek any available legal or equitable remedies and damages. The SFA may finish the services by whatever method the SFA may deem expedient. Any damages incurred by the SFA as a result of any VENDOR default shall be borne by the VENDOR at its sole cost and expense, shall not be payable as part of the Contract amount, and shall be reimbursed to the SFA by the VENDOR upon demand.
- 10.7 Neither the VENDOR nor SFA shall be responsible for any losses resulting if the fulfillment of the terms of the Contract is delayed or prevented by wars, acts of public enemies, strikes, fires, floods, acts of God, or any other acts which could not have been prevented by the exercise of due diligence ("Act of God"). The SFA may cancel the Contract without penalty if the VENDOR's performance does not resume within 30 days of the VENDOR's interruption of services due to an Act of God.
- 10.8 The only rates and fees that may be adjusted in subsequent Contract Terms are the fixed rates contained herein. Before any fixed rate adjustments can be implemented as part of a Contract renewal agreement, the VENDOR shall document to the SFA, through a written financial analysis, the need for such adjustments. Adjustment of all individual per meal fixed rates and applicable fees in subsequent Contract Terms must not exceed the *Consumer Price Index for Urban Consumers—Food Away From Home* annualized rate for December of the current school year. Individual per meal fixed rate and applicable fixed fee increases cannot exceed the CPI as stated above. Percentage increases cannot be applied to any previous year's total estimated or actual contract cost.

SECTION 11 GENERAL CONTRACT TERMS

- 11.1 No provision of this Contract shall be assigned or subcontracted without prior written consent of the SFA.
- 11.2 This solicitation/Contract, exhibits, and attachments constitute the entire agreement between the SFA and VENDOR and may not be changed, extended orally, or altered by course of conduct. No other contracts will be signed by the SFA.
- 11.3 Each party to this Contract represents and warrants to the other that: (a) it has the right, power and authority to enter into and perform its obligations under this Contract and (b) it has taken all requisite action (corporate, statutory or otherwise) to approve execution, delivery and performance of this Contract, and (c) this Contract constitutes a legal, valid and binding obligation upon itself in accordance with its terms.
- 11.4 Any silence, absence, or omission from the Contract specifications concerning any point shall be regarded as meaning that only the best commercial practices are to prevail, and all materials, workmanship, and services rendered shall be of a quality that would normally be specified by the SFA.

11.5 No course of dealing or failure of the SFA to enforce strictly any term, right, or condition of this Contract shall be construed as a waiver of such term, right, or condition. No express waiver of any term, right, or condition of this Contract shall operate as a waiver of any other term, right, or condition.

11.6 Payments on any claim shall not prevent the SFA from making claim for adjustment on any item found not to have been in accordance with the provisions of this Contract.

11.7 It is further agreed between the SFA and VENDOR that the exhibits, attachments, and clauses attached and designated are hereby in all respects made a part of this Contract.

11.8 **Minority-Owned Business Enterprise.**

Both parties agree to take affirmative steps to ensure that small businesses, minority-owned businesses and women's business enterprises are used whenever possible:

11.8.1 Affirmative steps shall include the following: Include qualified small businesses, minority-owned businesses and women's business enterprises on solicitation lists;

11.8.2 Assuring that small businesses, minority-owned businesses and women's businesses are solicited whenever they are potential sources;

11.8.3 When economically feasible, dividing total requirements into smaller tasks or quantities so as to permit maximum small businesses, minority-owned businesses and women's business participation;

11.8.4 Where the requirement permits, establishing delivery schedules which will encourage participation by small businesses, minority-owned businesses and women's businesses;

11.8.5 Using the services and assistance of the Small Business Administration and the Department of Commerce's Minority Business Development Agency in the solicitation and utilization of small businesses, minority-owned businesses and women's business enterprises.

11.9 The Vendor hereby agrees that it will comply with:

- i. Title VI of the Civil Rights Act of 1964 (42 U.S.C. 2000d et seq.);
- ii. Title IX of the Education Amendments of 1972 (20 U.S.C. 1681 et seq.);
- iii. Section 504 of the Rehabilitation Act of 1973 (29 U.S.C. 794);
- iv. Age Discrimination Act of 1975 (42 U.S.C. 6101 et seq.);
- v. Title II and Title III of the Americans with Disabilities Act (ADA) of 1990 as amended by the ADA Amendment Act of 2008 (42 U.S.C. 12131-12189);
- vi. Executive Order 13166, "Improving Access to Services for Persons with Limited English Proficiency." (August 11, 2000);
- vii. All provisions required by the implementing regulations of the Department of Agriculture (USDA) (7 CFR Part 15 et seq.);
- viii. Department of Justice Enforcement Guidelines (28 CFR Parts 35, 42 and 50.3);
- ix. Food and Nutrition Service (FNS) directives and guidelines to the effect that, no person shall, on the grounds of race, color, national origin, sex, age, or disability, be excluded from participation in, be denied the benefits of, or otherwise be subject to discrimination under any program or activity for which the Program applicant receives Federal financial assistance from USDA; and hereby gives assurance that it will immediately take measures necessary to effectuate this Agreement.
- x. The USDA non-discrimination statement that in accordance with Federal civil rights law and U.S. Department of Agriculture (USDA) civil rights regulations and policies, the USDA, its Agencies, offices, and employees, and institutions participating in or administering USDA programs are prohibited from discriminating based on race, color, national origin, religion, sex, disability, age, marital status, family/parental status, income derived from a public assistance program, political beliefs, or reprisal or retaliation for prior civil rights activity, in any program or activity conducted or funded by USDA (not all bases apply to all programs).

11.10 If this Contract is in excess of \$100,000, the SFA and VENDOR shall comply with all applicable standards, orders, and regulations, including but not limited to:

- The Clean Air Act (42 U.S.C. § 7401 *et seq.*), the Clean Water Act (33 U.S.C. § 1311–1330, § 1368), Executive Order 11738, and Environmental Protection Agency regulations (40 C.F.R. § 1.1 *et seq.*);
- *Certification Regarding Lobbying* pursuant to 31 U.S.C. 1352 (2 C.F.R. Appendix II to Part 200); and
- *Disclosure of Lobbying Activities* pursuant to 31 U.S.C. 1352 (2 C.F.R. Appendix II to Part 200).
- *Certification Regarding Debarment, Suspension, Ineligibility and Voluntary Exclusion – Lower Tier Covered Transactions* pursuant to the regulations implementing Executive Order 12549, Debarment and Suspension (2 C.F.R. Appendix II to Part 200). The regulations were published as Part IV of the January 30, 1989, Federal Register (pages 4722-4733).

11.11 The **VENDOR** certifies compliance with:

- Energy Policy and Conservation Act (Pub. L. 94–163, 89 Stat. 871);
- Contract Work Hours and Safety Standards Act (29 C.F.R. Part 5);
- Executive Order 11246, entitled *Equal Employment Opportunity*, as amended by Executive Order 11375 and Department of Labor Regulation (41 C.F.R. Chapter 60);
- Copeland "Anti-Kickback" Act (18 U.S.C. 874) as supplemented in Department of Labor regulations (29 C.F.R. Part 3); and
- Davis-Bacon Act (40 U.S.C. 276a to 276a-7) as supplemented by Department of Labor regulations (29 C.F.R. Part 5).
- Procurement of Recovered Materials. (2 C.F.R. 200.323 Solid Waste Disposal Act)

11.12 The **VENDOR** is subject to the provisions of Section 2209d of Title 7 of the United States Code due to the use of federal funds for the food service program. All announcements and other materials publicizing this program must include statements as to the amount and proportion of federal funding involved.

11.13 The **FDACS** and the **USDA** are not parties to this Contract and are not obligated, liable, or responsible for any action or inaction by the **SFA** or the **VENDOR**. The **SFA** has full responsibility for ensuring the terms of the Contract are fulfilled.

11.14 To the fullest extent permitted by law, the **VENDOR** agrees to indemnify, defend, and hold harmless the **SFA** and its respective agents, officers and employees from and against any and all claims, demands, suits, liabilities, injuries (personal or bodily), property damage, causes of action, losses, costs, expenses, damages, or penalties, including, without limitation, reasonable defense costs, and reasonable legal fees, arising or resulting from, or occasioned by or in connection with (i) any bodily injury or property damage resulting or arising from any act or omission to act (whether negligent, willful, wrongful, or otherwise) by the **VENDOR**, its subcontractors, anyone directly or indirectly employed by them or anyone for whose acts they may be liable; (ii) failure by the **VENDOR** or its subcontractors to comply with any Laws applicable to the performance of the Services; (iii) any breach of this Contract, including, without limitation, any representation or warranty provided by the **VENDOR** herein; (iv) any employment actions of any nature or kind including but not limited to, workers compensation, or labor action brought by the **VENDOR**'s employees; or (v) any identity breach or infringement of any copyright, trademark, patent, or other intellectual property right.

CERTIFICATION REGARDING LOBBYING

CERTIFICATION FOR CONTRACTS, GRANTS, AND COOPERATIVE AGREEMENTS

The undersigned certifies, to the best of his or her knowledge and belief, that:

1. No Federal appropriated-funds have been paid or will be paid, by or on behalf of the undersigned, to any person for influencing or attempting to influence an officer or employee of congress, or an employee of a member of congress in connection with the awarding of any Federal contract, the making of any Federal grant, the making of any Federal loan, the entering into of any cooperative agreement, and the extension, continuation, renewal, amendment, or modification of any Federal contract, grant, loan, or cooperative agreement.
2. If any funds other than Federal-appropriated funds have been paid or will be paid to any person for influencing or attempting to influence an officer or employee of any agency, a member of congress, an officer or employee of congress, or an employee of a member of congress in connection with this Federal contract, grant, loan, or cooperative agreement, the undersigned shall complete and submit Standard Form-LLL, Disclosure Form to Report Lobbying, in accordance with its instructions.
3. The undersigned shall require that the language of this certification be included in the award documents for all sub-awards at all tiers (including sub-contracts, subgrants, and contracts under grants, loans and cooperative agreements) and that all sub-recipients shall certify and disclose accordingly.

This certification is a material representation of fact upon which reliance was placed when this transaction was made or entered into. Submission of this certification is a prerequisite for making or entering into this transaction imposed by Section 1352, title 31, U.S. Code. Any person who fails to file the required certification shall be subject to a civil penalty of not less than \$10,000 and not more than \$100,000 for each such failure.

By 
(Signature of Official (Executive Director) Authorized to Sign Application)

Date: 12/20/24

By 
(Signature of Official (Chief Financial Officer) Authorized to Sign Application)

Date: 12/20/24

For Central Food Equip
Name of Grantee

Lake Wales Charter Schools
Title of Grant Program ?

Disclosure of Lobbying Activities

Complete this form to disclose lobbying activities pursuant to 31 U.S.C. 1352
(See reverse for public burden disclosure)

<p>1. Type of Federal Action: _____ a. contract _____ b. grant _____ c. cooperative agreement _____ d. loan _____ e. loan guarantee _____ f. loan insurance</p>	<p>2. Status of Federal Action: a. _____ bid/offer/application _____ b. initial award _____ c. post-award</p>	<p>3. Report Type: _____ a. initial filing _____ b. material change</p> <p>For material change only: Year _____ quarter _____ Date of last report _____</p>	
<p>4. Name and Address of Reporting Entity: _____ Prime _____ Subawardee _____ Tier _____, if Known:</p> <p align="center">Congressional District, if known:</p>		<p>5. If Reporting Entity in No. 4 is Subawardee, Enter Name and Address of Prime:</p> <p align="center">Congressional District, if known:</p>	
<p>6. Federal Department/Agency:</p>	<p>7. Federal Program Name/Description:</p> <p>CFDA Number, <i>if applicable</i>: _____</p>		
<p>8. Federal Action Number, if known:</p>	<p>9. Award Amount, if known:</p> <p>\$ _____</p>		
<p>10. a. Name and Address of Lobbying Registrant <i>(if individual, last name, first name, MI):</i></p>	<p>b. Individuals Performing Services <i>(including address if different from No. 10a)</i> <i>(last name, first name, MI):</i></p>		
<p>11. Information requested through this form is authorized by Title 31 U.S.C. Section 1352. This disclosure of lobbying activities is a material representation of fact upon which reliance was placed by the tier above when this transaction was made or entered into. This disclosure is required pursuant to 31 U.S.C. 1352. This information will be reported to the Congress semi-annually and will be available for public inspection. Any person who fails to file the required disclosure shall be subject to a civil penalty of not less than \$10,000 and not more than \$100,000 for each such failure.</p>			<p>Signature: _____</p> <p>Print Name: _____</p> <p>Title: _____</p> <p>Telephone No.: _____ Date: _____</p>

INSTRUCTIONS FOR COMPLETION OF SF-LLL, DISCLOSURE OF LOBBYING ACTIVITIES

This disclosure form shall be completed by the reporting entity, whether subawardee or prime Federal recipient, at the initiation or receipt of a covered Federal action, or a material change to a previous filing, pursuant to title 31 U.S.C. section 1352. The filing of a form is required for each payment or agreement to make payment to any lobbying entity for influencing or attempting to influence an officer or employee of any agency, a Member of Congress, an officer or employee of Congress, or an employee of a Member of Congress in connection with a covered Federal action. Complete all items that apply for both the initial filing and material change report. Refer to the implementing guidance published by the Office of Management and Budget for additional information.

1. Identify the type of covered Federal action for which lobbying activity is and/or has been secured to influence the outcome of a covered Federal action.
2. Identify the status of the covered Federal action.
3. Identify the appropriate classification of this report. If this is a followup report caused by a material change to the information previously reported, enter the year and quarter in which the change occurred. Enter the date of the last previously submitted report by this reporting entity for this covered Federal action.
4. Enter the full name, address, city, State and zip code of the reporting entity. Include Congressional District, if known. Check the appropriate classification of the reporting entity that designates if it is, or expects to be, a prime or subaward recipient. Identify the tier of the subawardee, e.g., the first subawardee of the prime is the 1st tier. Subawards include but are not limited to subcontracts, subgrants and contract awards under grants.
5. If the organization filing the report in item 4 checks "Subawardee," then enter the full name, address, city, State and zip code of the prime Federal recipient. Include Congressional District, if known.
6. Enter the name of the federal agency making the award or loan commitment. Include at least one organizational level below agency name, if known. For example, Department of Transportation, United States Coast Guard.
7. Enter the Federal program name or description for the covered Federal action (item 1). If known, enter the full Catalog of Federal Domestic Assistance (CFDA) number for grants, cooperative agreements, loans, and loan commitments.
8. Enter the most appropriate Federal identifying number available for the Federal action identified in item 1 (e.g., Request for Proposal (RFP) number; Invitations to Bid (ITB) number; grant announcement number; the contract, grant, or loan award number; the application/proposal control number assigned by the Federal agency). Included prefixes, e.g., "RFP-DE-90-001."
9. For a covered Federal action where there has been an award or loan commitment by the Federal agency, enter the Federal amount of the award/loan commitment for the prime entity identified in item 4 or 5.
10. (a) Enter the full name, address, city, State and zip code of the lobbying registrant under the Lobbying Disclosure Act of 1995 engaged by the reporting entity identified in item 4 to influence the covered Federal action.

(b) Enter the full names of the individual(s) performing services, and include full address if different from 10(a). Enter Last Name, First Name, and Middle Initial (MI).
11. The certifying official shall sign and date the form; print his/her name, title, and telephone number.

Certificate of Independent Price Determination

Both the Sponsor and the Vendor shall execute this Certificate of Independent Price Determination.

Florida Asuts
Sponsor Name

Central Food Equipment
Vendor Name

A. By submission of this offer, the vendor certifies as to its own organization, that in connection with this solicitation:

- 1) The prices in this offer have been arrived at independently, without consultation, communication, or agreement, for the purpose of restricting competition, as to any matter relating to such prices with any other vendor or competitor;
- 2) Unless otherwise required by law, the prices provided in this offer have not been knowingly disclosed by the vendor and will not knowingly be disclosed by the vendor prior to the public opening either directly or indirectly to any other vendor or competitor; and
- 3) No attempt has been made or will be made by the vendor to induce any person or firm to submit or not to submit, an offer for the purpose of restricting competition.

B. The person signing this offer on behalf of the vendor certifies that:

- 1) He or she is the person in the vendor's organization responsible for the decision as to the prices being offered herein and has not participated, and will not participate, in any action contrary to A.1 through A.3 above; or
- 2) He or she is not the person in the vendor's organization responsible for the decision as to the prices being offered herein, but that he or she has been authorized in writing to act as agent for the persons responsible for such decision in certifying that such persons have not participated and will not participate, in any action contrary to A.1 through A.3 above, and as their agent does hereby so certify; and he or she has not participated, and will not participate, in any action contrary to A.1 through A.3 above.

To the best of my knowledge, this vendor, its affiliates, subsidiaries, officers, directors and employees are not currently under investigation by any governmental agency and have not in the last three years been convicted or found liable for any act prohibited by State or Federal law in any jurisdiction, involving conspiracy or collusion with respect to bidding on any public contract.

Signature of Authorized Vendor Representative	Title	Date
--	--------------	-------------

In accepting this offer, the sponsor certifies that no representative of the sponsor has taken any action which may have jeopardized the independence of the offer referred to above.

<u>Gus Babbar</u>	<u>President</u>	<u>12-20-24</u>
Signature of Authorized Sponsor Representative	Title	Date



**Certification Regarding Drug-Free Workplace Requirements (Grants)
Alternative I – For Grantees Other Than Individuals**

AD-1049

The following statement is made in accordance with the Privacy Act of 1974 (5 U.S.C. § 552a, as amended). This certification is required by the regulations implementing §§ 5151-5160 of the Drug-Free Workplace Act of 1998 (Pub. L. 100-690, Title V, Subtitle D: 41 U.S.C. § 8101 et seq.), and 2 C.F.R. Parts 182 and 421. The regulations were amended and published on June 15, 2009, in 74 Fed. Reg. 28150-28154 and on December 8, 2011, in 76 Fed. Reg. 76610-76611. Copies of the regulations may be obtained by contacting the Department of Agriculture agency offering the grant.

According to the Paperwork Reduction Act of 1995 an agency may not conduct or sponsor, and a person is not required to respond to a collection of information unless it displays a valid OMB control number. The valid OMB control number for this information collection is 0505-0027. The time required to complete this information collection is estimated to average 15 minutes per response, including the time for reviewing instructions, searching existing data sources, gathering and maintaining the data needed, and completing and reviewing the collection of information. The provisions of appropriate criminal, civil, fraud, privacy, and other statutes may be applicable to the information provided.

(Read instructions on page three before completing certification.)

- A. The grantee certifies that it will or will continue to provide a drug-free workplace by:
1. Publishing a statement notifying employees that the unlawful manufacture, distribution, dispensing, possession, or use of a controlled substance is prohibited in the grantee's workplace and specifying the actions that will be taken against employees for violation of such prohibition;
 2. Establishing an ongoing drug-free awareness program to inform employees about –
 - a. The dangers of drug abuse in the workplace;
 - b. The grantee's policy of maintaining a drug-free workplace;
 - c. Any available drug counseling, rehabilitation, and employee assistance programs; and
 - d. The penalties that may be imposed upon employees for drug-abuse violations occurring in the workplace.
 3. Making it a requirement that each employee to be engaged in the performance of the grant be given a copy of the statement required by paragraph A.1.
 4. Notifying the employee in the statement required by paragraph A.1 that, as a condition of employment under the grant, the employee will –
 - a. Abide by the terms of the statement; and
 - b. Notify the employer in writing of his or her conviction for a violation of a criminal drug statute occurring in the workplace no later than five calendar days after such conviction;
 5. Notifying the agency in writing, within ten calendar days after receiving notice under subparagraph A.4.b from an employee or otherwise receiving actual notice of such conviction. Employers of convicted employees must provide notice, including position title, to every grant officer on whose grant activity the convicted employee was working, unless the Federal agency has designated a central point for the receipt of such notices. Notice shall include the identification number(s) of each affected grant;
 6. Taking one of the following actions, within 30 calendar days of receiving notice under subparagraph A.4.b, with respect to any employee who is so convicted –
 - a. Taking appropriate personnel action against such an employee, up to and including termination, consistent with the requirements of the Rehabilitation Act of 1973, as amended; or
 - b. Requiring such employee to participate satisfactorily in a drug abuse assistance or rehabilitation program approved for such purposes by a Federal, State, or, local health, law enforcement, or other appropriate agency;
 7. Making a good faith effort to continue to maintain a drug-free workplace through implementation of paragraphs A.1 through A.6.

B. The grantee may insert in the space provided below the site(s) for the performance of work done in connection with the specific grant:

PLACE OF PERFORMANCE (Street Address, City, County, State, Zip Code) <i>Polk Ave Elem Janie Howard Elem, Hillcrest Elem.</i>	
Check <input type="checkbox"/> if there are workplaces on file that are not identified here.	
ORGANIZATION NAME <i>Central Food Equipment</i>	PR/AWARD NUMBER OR PROJECT NAME <i>LW Charters School</i>
NAME(S) AND TITLE(S) OF AUTHORIZED REPRESENTATIVE(S)	
SIGNATURE(S) <i>[Signature]</i>	DATE <i>12/20/24</i>

In accordance with Federal civil rights law and U.S. Department of Agriculture (USDA) civil rights regulations and policies, the USDA, its agencies, offices, and employees, and institutions participating in or administering USDA programs are prohibited from discriminating based on race, color, national origin, religion, sex, disability, age, marital status, family/parental status, income derived from a public assistance program, political beliefs, or reprisal or retaliation for prior civil rights activity, in any program or activity conducted or funded by USDA (not all bases apply to all programs). Remedies and complaint filing deadlines vary by program or incident.

Persons with disabilities who require alternative means of communication for program information (e.g., Braille, large print, audiotape, American Sign Language, etc.) should contact the responsible agency or USDA's TARGET Center at (202) 720-2600 (voice and TTY) or contact USDA through the Federal Relay Service at (800) 877-8339. Additionally, program information may be made available in languages other than English.

To file a program discrimination complaint, complete the USDA Program Discrimination Complaint Form, AD-3027, found online at [How to File a Program Discrimination Complaint \(https://www.ascr.usda.gov/filing-program-discrimination-complaint-usda-customer\)](https://www.ascr.usda.gov/filing-program-discrimination-complaint-usda-customer) and at any USDA office or write a letter addressed to USDA and provide in the letter all of the information requested in the form. To request a copy of the complaint form, call (866) 632-9992. Submit your completed form or letter to USDA by: (1) mail: U.S. Department of Agriculture, Office of the Assistant Secretary for Civil Rights, 1400 Independence Avenue, SW, Washington, D.C. 20250-9410; (2) fax: (202) 690-7442.

Instructions for Certification

- (1) By signing and submitting this form, the grantee is providing the certification set out on pages one and two in accordance with these instructions.
- (2) The certification set out on pages one and two is a material representation of fact upon which reliance is placed when the agency awards the grant. If it is later determined that the grantee knowingly rendered a false certification, or otherwise violates the requirements of the Drug-Free Workplace Act, the agency, in addition to any other remedies available to the Federal Government, may take action authorized under the Drug-Free Workplace Act.
- (3) Workplaces under grants, for grantees other than individuals, need not be identified on the certification. If known, they may be identified in the grant application. If the grantee does not identify the workplaces at the time of application, or upon award, if there is no application, the grantee must keep the identity of the workplace(s) on file in its office and make the information available for Federal inspection. Failure to identify all known workplaces constitutes a violation of the grantee's drug-free workplace requirements.
- (4) Workplace identifications must include the actual address of buildings (or parts of buildings) or other sites where work under the grant takes place. Categorical descriptions may be used (e.g., all vehicles of a mass transit authority or State highway department while in operation, State employees in each local unemployment office, performers in concert halls or radio studios).
- (5) If the workplace identified to the agency changes during the performance of the grant, the grantee shall inform the agency of the change(s). If it previously identified the workplaces in question, see paragraph (3) above.
- (6) Definitions of terms in the Nonprocurement Suspension and Debarment common rule and Drug-Free Workplace common rule apply to this certification. Grantees' attention is called, in particular, to the following definitions from these rules:
 - "Controlled substance" means a controlled substance in Schedules I through V of the Controlled Substances Act, 21 U.S.C. § 812, and as further defined by 21 C.F.R. §§ 1308.11-1308.15.
 - "Conviction" means a finding of guilt (including a plea of nolo contendere) or imposition of sentence, or both, by any judicial body charged with the responsibility to determine violations of the Federal or State criminal drug statutes.
 - "Criminal drug statute" means a Federal or non-Federal criminal statute involving the manufacture, distribution, dispensing, use, or possession of any controlled substance.
 - "Employee" means the employee of a grantee directly engaged in the performance of work under a grant, including: (i) all "direct charge" employees (ii) all "indirect charge" employees unless their impact or involvement is insignificant to the performance of the grant and, (iii) temporary personnel and consultants who are directly engaged in the performance of work under the grant and who are on the grantee's payroll. This definition does not include workers not on the payroll of the grantee (e.g., volunteers, even if used to meet a matching requirement, consultants or independent contractors not on the grantee's payroll, or employees of subrecipients or subcontractors in covered workplaces).



**Certification Regarding Debarment, Suspension, Ineligibility and Voluntary Exclusion
 Lower Tier Covered Transactions**

The following statement is made in accordance with the Privacy Act of 1974 (5 U.S.C. § 552a, as amended). This certification is required by the regulations implementing Executive Order 12549, Debarment and Suspension, and 2 CFR §§ 180.300, 180.335, Participants' responsibilities. The regulations were amended and published on August 31, 2005, in 70 Fed. Reg. 51865-51880. Copies of the regulations may be obtained by contacting the Department of Agriculture agency offering the proposed covered transaction.

According to the Paperwork Reduction Act of 1995, an agency may not conduct or sponsor, and a person is not required to respond to a collection of information unless it displays a valid OMB control number. The valid OMB control number for this information collection is 0505-0027. The time required to complete this information collection is estimated to average 15 minutes per response, including the time for reviewing instructions, searching existing data sources, gathering and maintaining the data needed, and completing and reviewing the collection of information. The provisions of appropriate criminal or civil fraud, privacy, and other statutes may be applicable to the information provided.

(Read instructions on page two before completing certification.)

- A. The prospective lower tier participant certifies, by submission of this proposal, that neither it nor its principals is presently debarred, suspended, proposed for debarment, declared ineligible, or voluntarily excluded from participation in this transaction by any Federal department or agency;
- B. Where the prospective lower tier participant is unable to certify to any of the statements in this certification, such prospective participant shall attach an explanation to this proposal.

ORGANIZATION NAME <i>Central Food Equipment</i>	PR/AWARD NUMBER OR PROJECT NAME <i>Lwchotter</i>
NAME(S) AND TITLE(S) OF AUTHORIZED REPRESENTATIVE(S) <i>Rebecca Lovins - Project Mgr - Joanne Caccamisi - Owner</i>	<i>School Services Dimes</i>
SIGNATURE <i>Rebecca Lovins - June 12, 2024</i>	DATE <i>12/20/24</i>

In accordance with Federal civil rights law and U.S. Department of Agriculture (USDA) civil rights regulations and policies, the USDA, its Agencies, offices, and employees, and institutions participating in or administering USDA programs are prohibited from discriminating based on race, color, national origin, religion, sex, disability, age, marital status, family/parental status, income derived from a public assistance program, political beliefs, or reprisal or retaliation for prior civil rights activity, in any program or activity conducted or funded by USDA (not all bases apply to all programs). Remedies and complaint filing deadlines vary by program or incident.

Persons with disabilities who require alternative means of communication for program information (e.g., Braille, large print, audiotape, American Sign Language, etc.) should contact the responsible Agency or USDA's TARGET Center at (202) 720-2600 (voice and TTY) or contact USDA through the Federal Relay Service at (800) 877-8339. Additionally, program information may be made available in languages other than English.

To file a program discrimination complaint, complete the USDA Program Discrimination Complaint Form, AD-3027, found online at [How to File a Program Discrimination Complaint](#) and at any USDA office or write a letter addressed to USDA and provide in the letter all of the information requested in the form. To request a copy of the complaint form, call (866) 632-9992. Submit your completed form or letter to USDA by: (1) mail: U.S. Department of Agriculture, Office of the Assistant Secretary for Civil Rights, 1400 Independence Avenue, SW, Washington, D.C. 20250-9410; (2) fax: (202) 690-7442; or (3) email: program.intake@usda.gov.

USDA is an equal opportunity provider, employer, and lender.

Instructions for Certification

- (1) By signing and submitting this form, the prospective lower tier participant is providing the certification set out on page 1 in accordance with these instructions.
- (2) The certification in this clause is a material representation of fact upon which reliance was placed when this transaction was entered into. If it is later determined that the prospective lower tier participant knowingly rendered an erroneous certification, in addition to other remedies available to the Federal Government, the Department or agency with which this transaction originated may pursue available remedies, including suspension or debarment.
- (3) The prospective lower tier participant must provide immediate written notice to the person(s) to which this proposal is submitted if at any time the prospective lower tier participant learns that its certification was erroneous when submitted or has become erroneous by reason of changed circumstances.
 - (4) The terms "covered transaction," "debarred," "suspended," "ineligible," "lower tier covered transaction," "participant," "person," "primary covered transaction," "principal," "proposal," and "voluntarily excluded," as used in this clause, have the meanings set out in the Definitions and Coverage sections of the rules implementing Executive Order 12549, at 2 CFR Parts 180 and 417. You may contact the Department or agency to which this proposal is being submitted for assistance in obtaining a copy of those regulations.
- (5) The prospective lower tier participant agrees by submitting this form that, should the proposed covered transaction be entered into, it may not knowingly enter into any lower tier covered transaction with a person who is debarred, suspended, declared ineligible, or voluntarily excluded from participation in this covered transaction, unless authorized by the Department or agency with which this transaction originated.
- (6) The prospective lower tier participant further agrees by submitting this form that it will include this clause titled "Certification Regarding Debarment, Suspension, Ineligibility and Voluntary Exclusion - Lower Tier Covered Transactions," without modification, in all lower tier covered transactions and in all solicitations for lower tier covered transactions.
- (7) A participant in a covered transaction may rely upon a certification of a prospective participant in a lower tier covered transaction that is not debarred, suspended, ineligible, or voluntarily excluded from the covered transaction, unless it knows that the certification is erroneous. A participant may decide the method and frequency by which it determines the eligibility of its principals. Each participant may, but is not required to, check the General Services Administration's System for Award Management Exclusions database.
- (8) Nothing contained in the foregoing shall be construed to require establishment of a system of records to render in good faith the certification required by this clause. The knowledge and information of a participant is not required to exceed that which is normally possessed by a prudent person in the ordinary course of business dealings.
- (9) Except for transactions authorized under paragraph (5) of these instructions, if a participant in a covered transaction knowingly enters into a lower tier covered transaction with a person who is suspended, debarred, ineligible, or voluntarily excluded from participation in this transaction, in addition to other remedies available to the Federal Government, the Department or agency with which this transaction originated may pursue available remedies, including suspension and/or debarment.

→ Login (/sys/account/login) Register (/sys/account/register)



(/)

Hillcrest

ELEMENTARY SCHOOL

(/)

School of the Arts

1051 State Road 60E, Lake Wales, FL 33853
Phone: 1-863-678-4216 | Fax: 1-863-678-4086



<https://www.facebook.com/hillcrest.pto.79>



<https://www.instagram.com/hillcristelementaryhawks/>

Contact Us

Hillcrest Elementary School

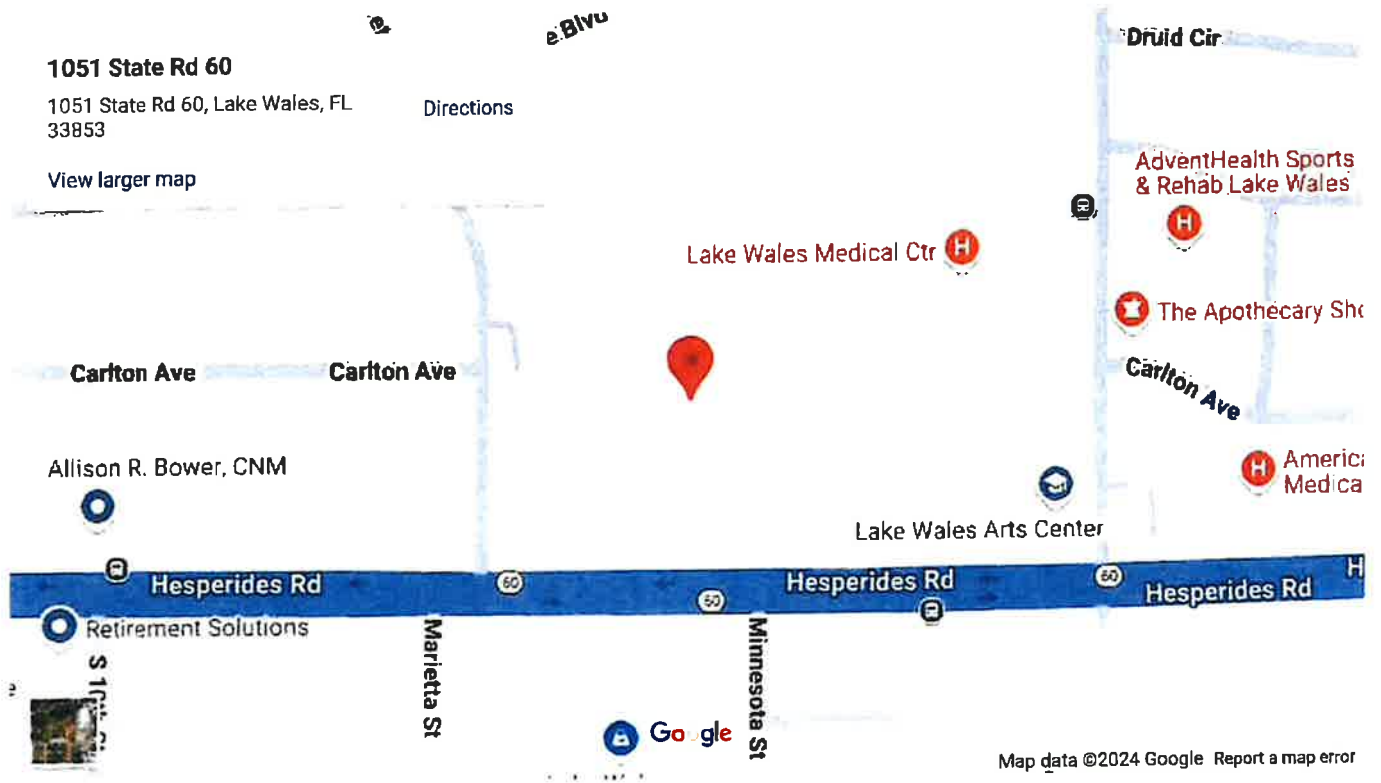
1051 State Road 60, E
Lake Wales, FL 33853

Phone: 863-678-4216
Fax: 863-678-4086

School Hours: 7:40 AM - 2:25 PM

Office is open until 4:00 PM

Students can be dropped off at 7:10 AM



Hillcrest Elementary
1051 State Road 60E, Lake Wales, FL 33853
Phone 863-678-4216 | Fax 863-678-4086

Select Language ▼

f (<https://www.facebook.com/hillcrest.pto.79>) **@**
(<https://www.instagram.com/hillcrestelementaryhawks/>)

We are committed to providing a website that is accessible to the widest possible audience, regardless of technology or ability. This website endeavors to comply with best practices and standards defined by Section 508 of the U.S. Rehabilitation Act.

(<https://www.schoolinsites.com/>)

Copyright © 2024 Lake Wales Charter Schools





(/)

JANIE HOWARD WILSON ELEMENTARY SCHOOL

(/)

Primary Years Programme International Baccalaureate Candidate
School

 <https://www.facebook.com/Janie-Howard-Wilson-Elementary-108345564847567> 

<https://www.instagram.com/janiehowardwilson/?hl=en>

Search 

Contact

Janie Howard Wilson Elementary
306 Florida Ave
Lake Wales, FL 33853

p: 863-678-4211
f: 863-678-4217

Find Us

306 Florida Avenue
Lake Wales, Florida 33853
PH: 863-678-4211 | FX: 863-678-4217

Select Language | ▼

Quick Links

- [Accessibility \(/websiteaccessibility\)](#)
- [Job Opportunities \(/jobopportunities\)](#)
- [Students and Parents \(/parents\)](#)

(<https://www.schoolinsites.com/>)

306 Florida Ave
View larger map



➔ [Login \(/sys/account/login\)](/sys/account/login) [Register \(/sys/account/register\)](/sys/account/register)

(S)

"Leadership Begins Here"



(S)



(<https://www.leaderinme.org/lighthouse-schools/>)

Staff

We are committed to providing a website that is accessible to the widest possible audience, regardless of technology or ability. This website endeavors to comply with best practices and standards defined by Section 508 of the U.S. Rehabilitation Act. If you would like additional assistance or have accessibility concerns, please contact the webmaster. We are always striving to improve the accessibility standards of our website.



(<https://www.facebook.com/polkave>)



(<https://www.youtube.com/@polkavenueelementaryschool5190>)

(<https://lakewales.schoolinsites.com/>)

110 East Polk Avenue, Lake Wales, FL 33853
PH: 863.678.4244 | FX: 863.678.4680



Select Language : ▼