



## **Securly Classroom**

A guide for students



## **What is Securly Classroom?**

It's a Chrome extension that runs in your browser that lets your teacher communicate with you, send you resources, and sometimes limit browser functions during an active class session.

This guide will give you a quick overview of how you and your teacher can use Securly Classroom during class.



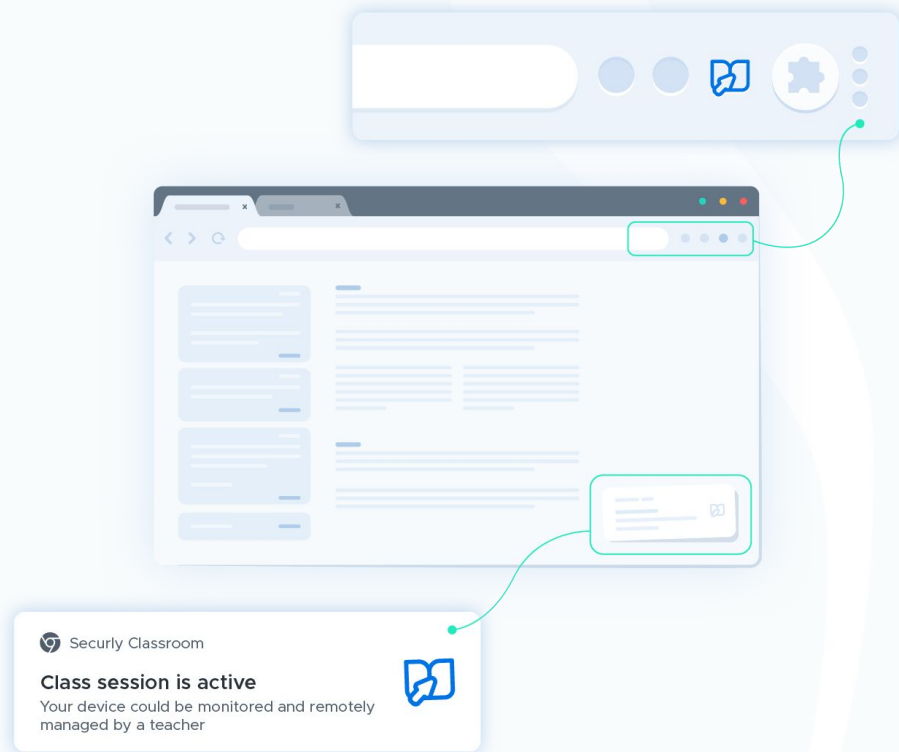


## When class starts:

- You'll see a **pop-up notification** letting you know your teacher has started the class.
- You can also tell if class is running when the Securly Classroom **browser icon is blue**.
- Once class begins, your teacher will be able to see your screen, see what browser tabs you have open, and communicate with you. This will continue until your teacher ends the class session.

### \*Can't find the extension icon?

See "How to pin the Securly Classroom icon".

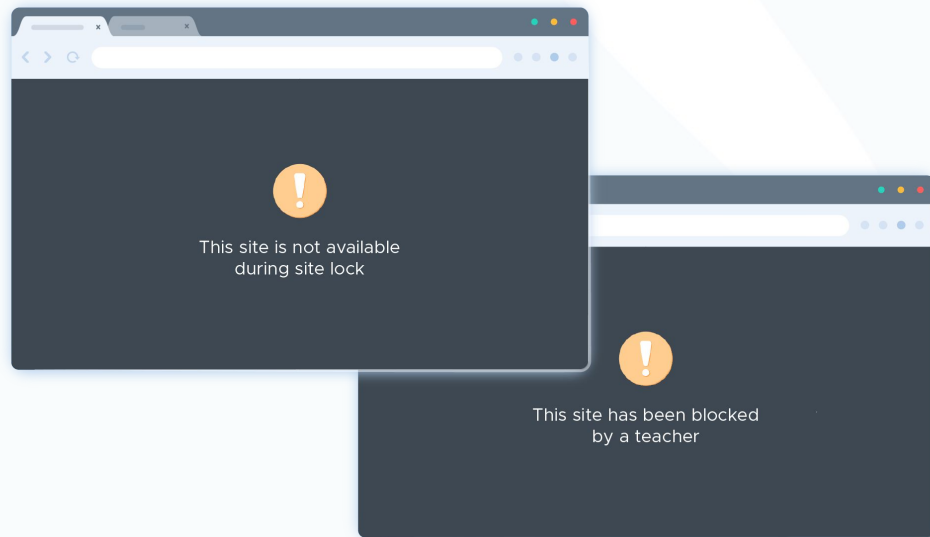




## During class:

Your teacher may restrict browsing to temporarily focus attention on a single site or group of sites or may disallow sites for an entire class session.

Attempting to access other sites may result in one of the messages shown here. Once the teacher lifts the restriction, tabs that were open to such sites will reappear.





### During class:

Your teacher might share a site with you

Your teacher may **push out a website** to automatically open on your screen.






### **During class:**

Your teacher may limit your open tabs

Your teacher might choose to limit the number of tabs you can open during class, to keep everyone focused on the lesson.



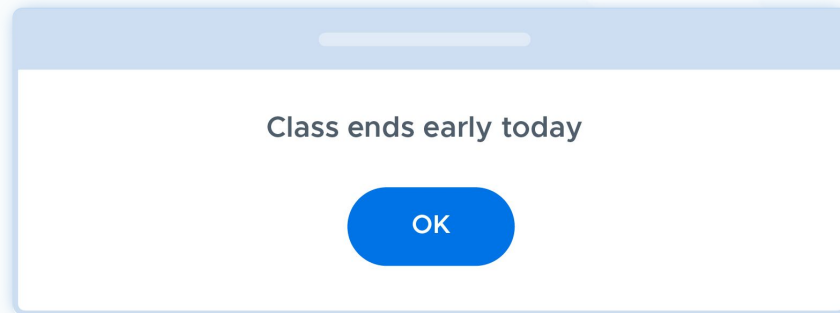


### **During class:**

Your teacher may send an announcement

Here's what it looks like when your teacher sends you or your entire class an announcement.

This pop-up will appear on all of your tabs until you click **“OK”** — which tells the teacher you've seen the message.



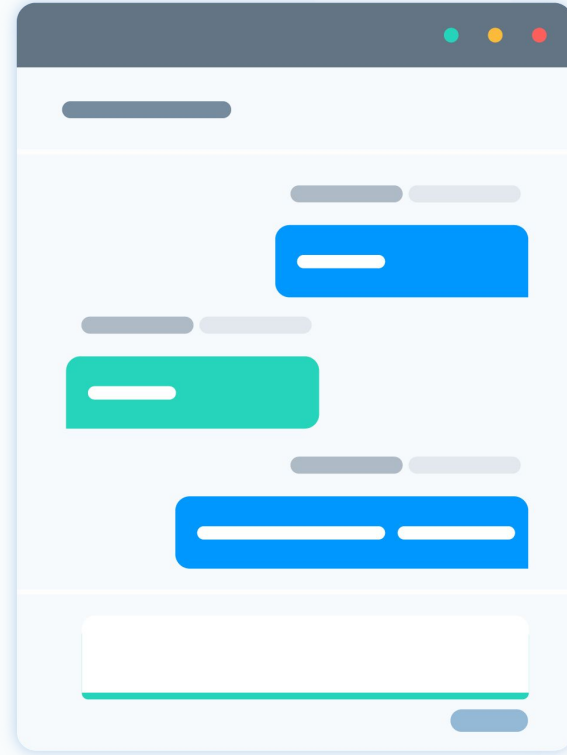


## During class:

Your teacher may chat with you

Your teacher may send you a direct message during class to check how you're doing. Messages will show up in the chat window where you can reply directly to the teacher.

The **chat bubble icon will start glowing** when you have a new message from your teacher. Click the icon to open and close the chat window. You can also **drag the icon** to another area of your screen if needed.



'Click' the icon to open and close the chat window

'Drag' the icon to another area in your screen if needed







### **During class:**

Your teacher may share their screen with you

When this happens, your teacher might restrict your use of other tabs while they are presenting.





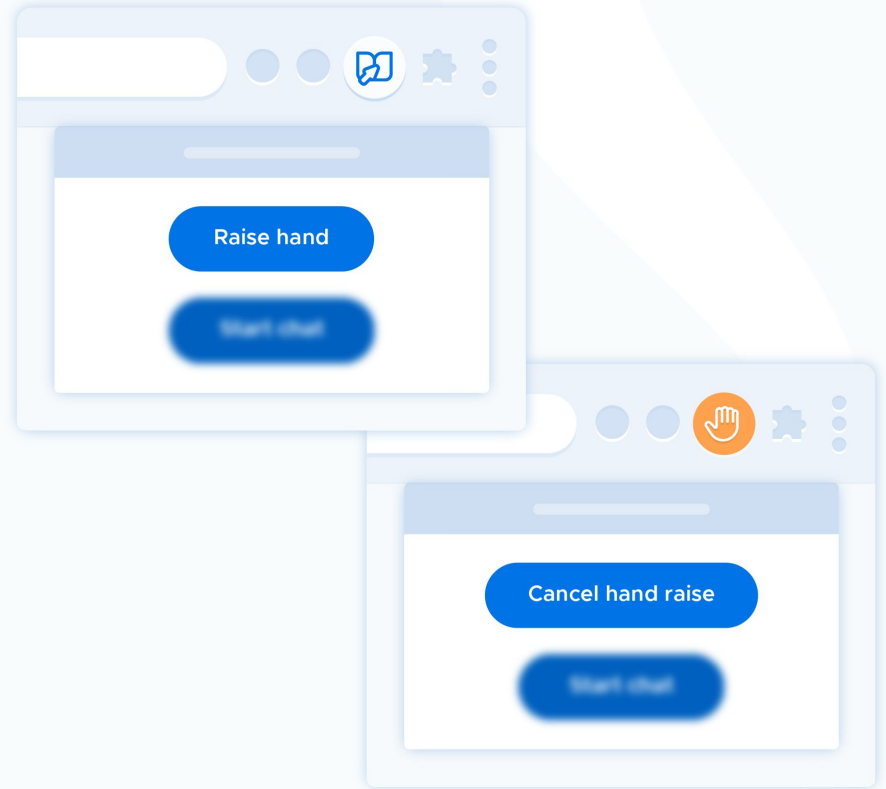
## What you can do:

Raise a hand

Get your teacher's attention by clicking the Securly Classroom extension icon, then the **'Raise hand'** button. You can lower your hand by clicking **'Cancel hand raise'**.

### \*Can't find the extension icon?

See "How to pin the Securly Classroom icon".





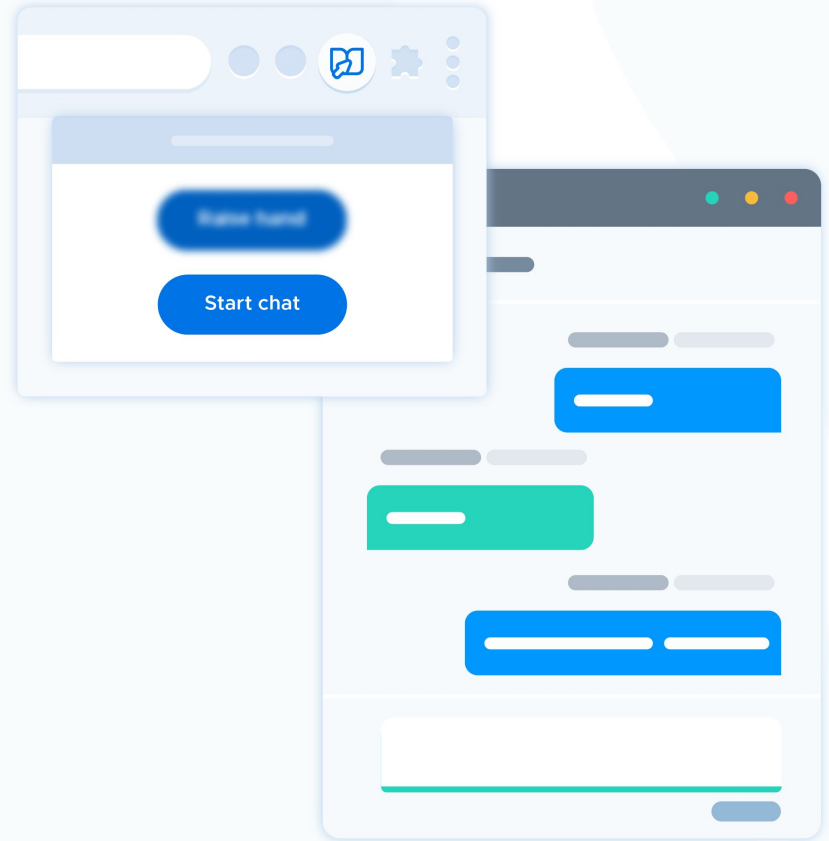
## What you can do:

### Start a chat

If enabled, this feature lets you start a chat with your teacher by simply clicking the Securly Classroom icon and selecting **'Start Chat'**.

**\*Can't find the extension icon?**

See ["How to pin the Securly Classroom icon"](#).



## How to pin the Securly Classroom icon

Don't see the Securly Classroom icon? Here's how to pin it in place so it's always visible:

- **Click the puzzle piece icon** in the top right corner of your browser.
- Find **Securly Classroom** in the list of extensions.
- **Click the push pin icon.** It should turn blue and the Securly Classroom icon should appear in the browser bar.

