



Superintendent of Schools

Dr. Richard Rogers

Board Members

Dr. Rick Unruh, Chair

Dave Crockett, Vice Chair

Angel Brown

Mark Ivory

Clyde Jackson, Jr.

Lori Johnson

Jon Nichols

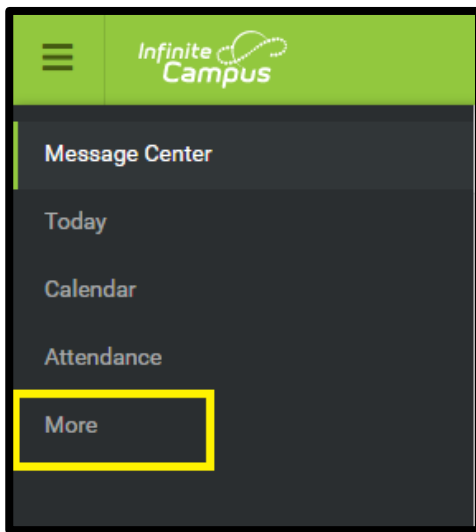
Dear Parents:

You will use the Infinite Campus Parent Portal to submit an application for your child(ren) for Houston Virtual Learning for the Fall 2026 semester. Please follow the directions below to submit an application **for each child** that you wish to be considered for Houston Virtual Learning for the Fall 2026 semester. In addition, follow the instructions to verify and, if needed, update your contact information. It is very important that your information be verified to ensure that you receive information pertaining to Houston Virtual Learning. Before submitting an application, please carefully consider your family's situation and the appropriateness of virtual instruction for your student. Processed and approved applications are a commitment for the entire Fall 2026 semester.

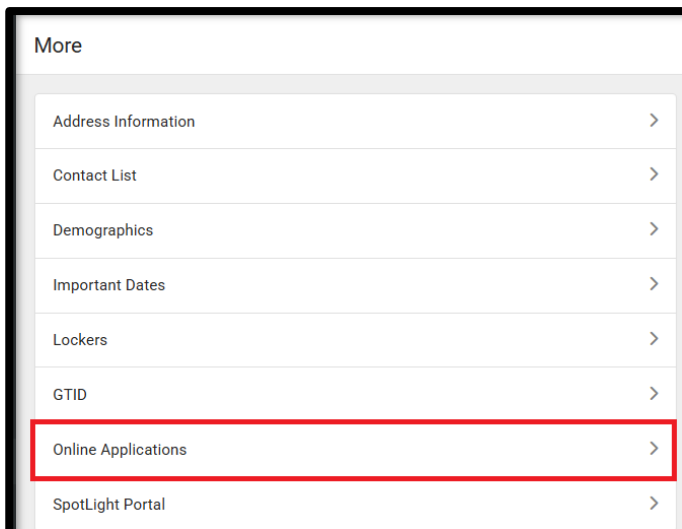
Thank you!

Application for Houston Virtual Learning

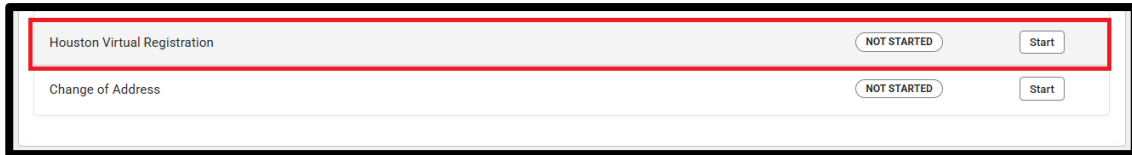
1. Log into your Parent Portal Account on a computer.
** The Guardian(s) in the primary household are the only ones who can access the application.*
2. On the left-hand side of the screen, click on “**More**”



3. Click on **Online Applications**

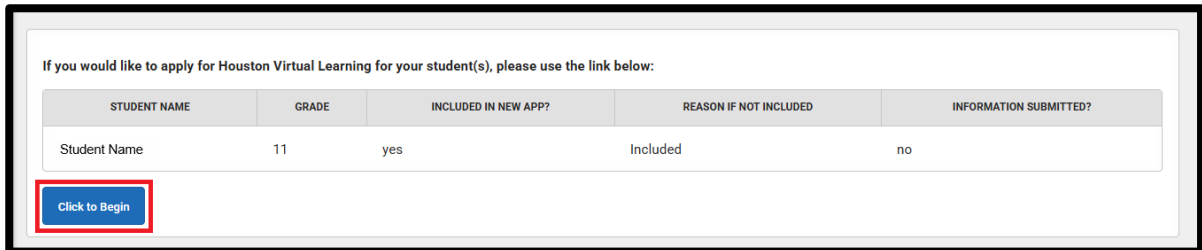


4. Next it will show you the application you will be completing, click **Start**



A screenshot of a web interface showing two application options. The first option, "Houston Virtual Registration", is highlighted with a red border and has "NOT STARTED" and "Start" buttons. The second option, "Change of Address", also has "NOT STARTED" and "Start" buttons.

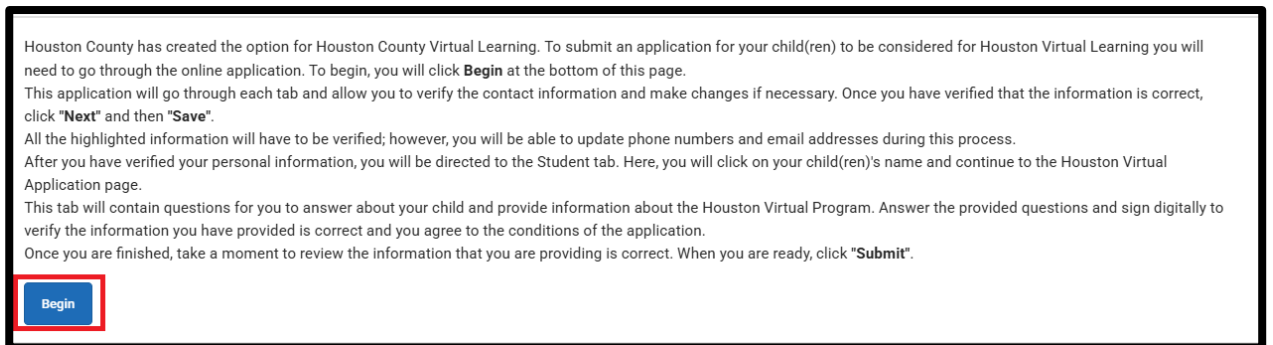
5. After that you will see all the children in your household. When you are ready to start the application process, select **“Click to Begin”** at the bottom of the page.



A screenshot of a web interface showing a table of students. Below the table is a blue button labeled "Click to Begin" which is highlighted with a red border.

STUDENT NAME	GRADE	INCLUDED IN NEW APP?	REASON IF NOT INCLUDED	INFORMATION SUBMITTED?
Student Name	11	yes	Included	no

6. Next, after reading the brief overview of the application process, click on **“Begin”**



A screenshot of a web interface showing a brief overview of the application process. At the bottom, there is a blue button labeled "Begin" which is highlighted with a red border.

Houston County has created the option for Houston County Virtual Learning. To submit an application for your child(ren) to be considered for Houston Virtual Learning you will need to go through the online application. To begin, you will click **Begin** at the bottom of this page.

This application will go through each tab and allow you to verify the contact information and make changes if necessary. Once you have verified that the information is correct, click **“Next”** and then **“Save”**.

All the highlighted information will have to be verified; however, you will be able to update phone numbers and email addresses during this process.

After you have verified your personal information, you will be directed to the Student tab. Here, you will click on your child(ren)’s name and continue to the Houston Virtual Application page.

This tab will contain questions for you to answer about your child and provide information about the Houston Virtual Program. Answer the provided questions and sign digitally to verify the information you have provided is correct and you agree to the conditions of the application.

Once you are finished, take a moment to review the information that you are providing is correct. When you are ready, click **“Submit”**.

7. There will be several tabs across the top of the screen. Each tab must be completed in order. The system will not allow you to move to the next tab until you have successfully completed the current tab. Carefully verify and update your contact information as necessary, click **“Next”** to continue. When you have completed and verified all information, click **“Save”**

- The **Student** tab will show each child(ren) in your household. *If there are students not displayed that should be, please contact the ATS clerk at the school.* The student will be highlighted in yellow until all information has been verified. Click on the student to complete the application for each student.

Household Parent/Guardian Student Completed

* Indicates a required field

Student

Please make sure you click on [Edit](#) for each person listed below and that you go through each part of the application before you finish your application. Student's highlighted in yellow have NOT been edited/verified. Once each child has been verified you will see a checkmark under the Completed column, then you may click Save/Continue at the bottom and proceed to the end of the application.

FULL NAME	SCHOOL	RECORD TYPE	COMPLETED
Student Name	Veterans High School	Existing	INCOMPLETE

In order to help prevent the creation of duplicate records, please do not create new records in this section for the following people:

FULL NAME	REASON
Parent/Guardian Name	Already in this application as a Parent/Guardian

Description of Add Student

< Back Save/Continue

- To indicate that you would like for your child to be considered for Houston Virtual, select **“Yes”** on the **“Houston Virtual Application”** tab. Once you select **“Yes”**, additional information will generate. Please answer the technology questions and read the requirements carefully. When you are finished, click **“Next”**.

*If you have multiple students in your household and some are not participating in Houston Virtual, then you can select **No** and click **Next**.*

Houston Virtual Application

Houston County Schools will offer a virtual learning option for eligible students enrolled in grades 3-12. Students who were previously enrolled in the Houston Virtual Program and were not successful may not be eligible to re-enroll. All Houston Virtual applications will be reviewed to determine acceptance. Parents will be notified by email regarding the status of their student's application. Parents of accepted students will be required to attend a virtual orientation with their student. This orientation will outline all student/parent expectations and demonstrate how to log-in to all platforms used with Houston Virtual.

Are you applying for Houston Virtual for the student listed above?

Yes

Technology

Virtual Learning will require each child to have a device and access to the internet for online learning.

Please tell us who your internet provider is:

I certify that my child is enrolled in the Houston County School District, and I request that he/she be considered for enrollment in the Houston Virtual Program. I understand that this commitment to virtual learning applies for the approved enrollment term and that students are expected to remain in the program for the duration of that term unless otherwise approved by the district.

Additionally, students must:

- Have a stable internet connection at home;
- Be available for instruction during regular school hours;
- Log-in and participate in the class to be counted as present for the day;
- Meet all academic and attendance requirements;
- Report to their zoned school to take district and state-mandated standardized tests;
- Be a currently enrolled student in the Houston County School District;
- Will have limited options for specials, connections, and electives; and
- Will not participate in school activities or extracurricular activities.

I acknowledge that my child will be taught by a professionally qualified Houston County School District Teacher(s), some of whom may be at a different location than my child's zoned school. Teacher assignments will be made at the sole discretion of the Houston County School District. You will be asked to sign acknowledging you have read the above requirements at the end of the registration process.


< Previous Next >

10. You will continue through the remaining tabs, verifying the information. To confirm you are applying to the Houston Virtual Learning program for your child(ren) and agree to the terms listed in the application, check the checkbox. You can then use your mouse to sign your name to indicate that you agree to the Houston Virtual Agreement and then also type your name in the box provided. When finished, click “Save”.

Virtual Parental/Guardian Acknowledgement

Please carefully consider your family's situation and whether virtual instruction is an appropriate fit for your student. Once an application has been processed and approved, the virtual enrollment commitment will remain in place for the full approved term and will not be changed based on changes in family circumstances or dynamics.

I understand and agree that if this application is processed and approved, my student will be enrolled in Houston Virtual for the full approved enrollment term. *

 *
Click Here To Sign

This field is required

By typing my name below, I confirm that I am the parent/guardian submitting this application and acknowledge that the digital signature provided above serves as my official signature. *

Parent/Guardian Name

< Previous

11. Once you have completed this process on each child, you will notice they have a green check mark under the “**Completed**” column, and they are no longer highlighted in yellow. Please verify information on each child in the household whether you choose to submit an application them or not. Once all students have the completed check mark and are no longer highlighted in yellow, click “**Save/Continue**” to complete the process.

✓ Household ✓ Parent/Guardian ✓ Emergency Contact Student Completed

Student

First Name	Last Name	Gender	School	Completed	Record Type	
First Name	Last Name	F	Perry High	✓	Existing	Edit
First Name	Last Name	F	Kings Chapel Elementary	✓	Existing	Edit

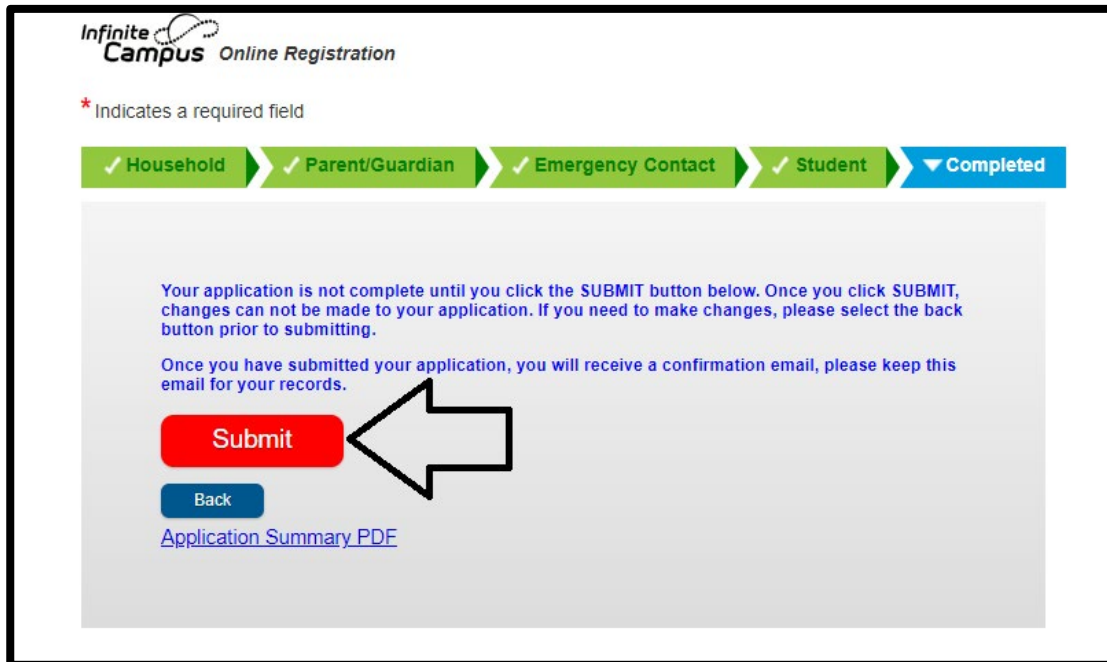
Description of Add Student

Yellow - Indicates that person is missing required information. Select the highlighted row to continue.

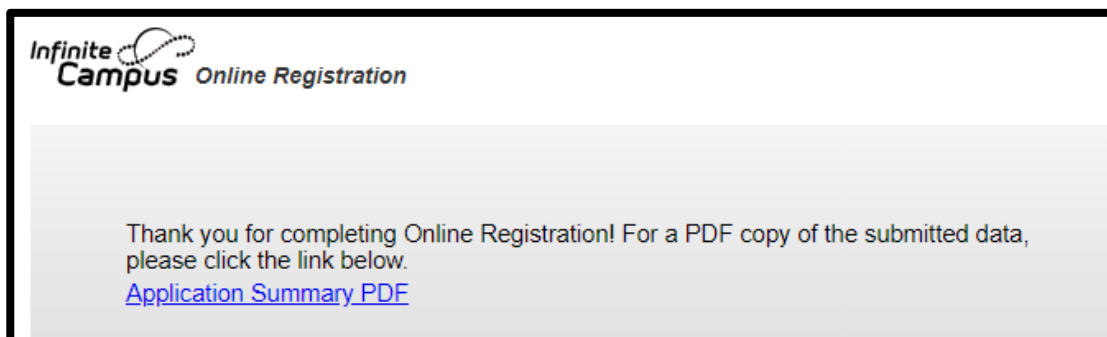
✓ - Indicates that person is completed.

Back **Save/Continue**

12. The next screen will ask you to affirm that all the information you have provided is correct. If so, click the red **“Submit”** button



13. Once you click **“Submit”**, you have the option to download and save your application. You will also receive a confirmation email stating that your application has been submitted.



If you have any issues logging in or completing the application, please contact your child’s school. Thank you!