

Literacy at Home Guide

Early Elementary



This guide will help you assist your child in Grades K-2 with practicing and strengthening literacy skills at home. It reviews the big ideas of literacy and provides you with links to websites for practice in those particular areas. Just click on the boxes below!

PHONEMIC AWARENESS

Phonemic awareness is about hearing each sound in a word. When your child segments the spoken word “sat”, they say /sss/ /aaa/ /t/. Blending sounds is when your child blends the sounds, /sss/ /aaa/ /t/, to say “sat”. These skills are important to reading. If needed, coach your child through blending sounds and provide extra practice.



Between the Lions
K-1 videos with content in both phonemic awareness and phonics
<https://bit.ly/3aiiox8>



Education.com
K-1 games to work on isolating and blending sounds
<https://bit.ly/2WJ1RhE>

PHONICS

Phonics is the connection between sounds in words and the letters that represent the sounds. Phonics in the early grades begin with learning simple sound to letter relationships and later builds to more complex letter combinations. When your child is reading to you and they get stuck on a word, coach them by pointing out the tricky parts, provide the correct sound, and have your child complete the word.



Education.com
Gr. K-1 Phonics learning games and videos
<https://bit.ly/2wstTU6>



Starfall.com
Gr. K-3 Phonics and reading games
<https://bit.ly/2Uef2Wd>



Readingbear.org
Gr. K-3 Systematic phonics teaching, connected text & videos
<https://www.readingbear.org/>


Two helpful guides are liked below. Each gives choices of sounds to try when reading, along with some valuable tips for parents.

[Grades K-1](#)

[Grades 2-3](#)

VOCABULARY


Expanding vocabulary is important to understanding what we are reading and to more effective writing. Early readers do not encounter many unfamiliar words in their simple texts. *Read to your child*, choosing beautifully written stories and interesting informational books *that are more difficult than your child can read themselves*. Look through the book for important words to support understanding with quick, child-friendly explanations before and during reading. Pair words with an action, draw, or compare to other words. Create a word list or “family dictionary” and see how many times you can fit those new words into your conversation!



MelKids
Many free ebooks for all ages
<https://mel.org/kids>




Between the Lions
Gr. K-1 Fun vocab
<https://bit.ly/3aiiox8>



Tumble ebooks can be accessed for free through your **public library website**



Epic Books
Contact your teacher for free access a large library of digital books
<https://www.getepic.com/>



Wilbooks K-3 ebooks including Spanish
<https://bit.ly/2QJTQ8j>

FLUENCY

Fluency is the rate of speed and accuracy that your child reads. There are several ways to improve fluency. Echo reading is when you read a sentence or paragraph first, then your child reads the same passage. You can chorally read the page at the same time. Model pausing at commas and periods along with reading with expression. Have your child reread stories several times and celebrate the improvement by reading it to a grandparent or special friend.

*Digital books can be found on the sites linked in the **Vocabulary** section, or grab some favorites from home. Then, use the suggestions above to help build fluency. If you notice your child stumbling on some particular letter combination, use the **Phonics** links above to provide practice.

COMPREHENSION

Young readers practice comprehension skills when listening to someone else read. When you are reading a story to your child, pause and give quick child-friendly definitions for unknown words, and ask simple questions with one or two word answers throughout the story. After reading, ask questions to help your child make connections to the story. These same strategies can be used when your child is reading a story to you. Notice that informational reading has different features, so skills to practice might include reading captions, reading graphs and tables. Many informational books don't need to be read from beginning to end. It can be fun taking turns choosing which section to read.



Between the Lions
K-1 Use the comprehension videos to build understanding
<https://bit.ly/3aiiox8>



CKLA Read Alouds
Choose a K-3 Grade level and expand knowledge
<https://bit.ly/39hPnAi>



Scholastic
Choose a K-9 Grade level and expand knowledge
<https://bit.ly/2J>



Reading Rockets
Choose a Gr. K-3 Adventure pack to download
<https://bit.ly/39czPxz>

Comprehension is based on skills in decoding, self-monitoring (*thinking about what we are reading*), vocabulary and background knowledge. When we read several books about the same topic, we build a deeper knowledge and greater understanding. Encourage your child to “dig deeper” into reading multiple books about the topics they love.

WRITING

Writing in response to reading is a great way to practice writing skills. Have your child draw and describe a favorite part, interesting character, what they would do if they were in the same situation, or a surprising new fact. Having an authentic purpose for writing is always a great motivator. Have your child write lists, daily schedules, book recommendations, or write in a journal about their day. Coauthor family books around topics such as *Our Family Food Favorites*, *If We Got a New Pet*, and *Where I Would Go on Vacation*. These will be treasured in years to come! Set up a pen pal exchange with a friend or relative. Everyone likes getting a note or card in the mail!



Storybird.com
This site is interesting for writers of all ages. It provides art and format to inspire!
<https://storybird.com/>

MOTIVATION AND ENGAGEMENT

Enjoyment of reading and writing practice can be furthered by setting a consistent routine at home that includes designated times for these activities. Provide opportunities for reading high-interest books on favorite topics. Share self-set goals for reading and writing that are challenging yet attainable. Have family book talks about favorite and challenging parts of their reading and writing time each day.