

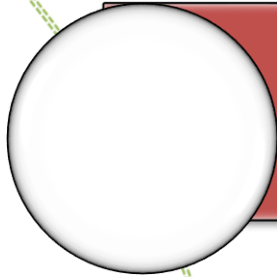
Freshman Classroom Guidance – Part 1



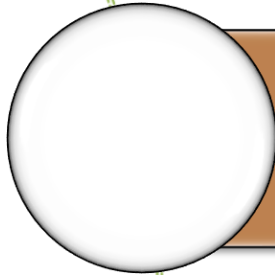
**WARNER ROBINS HIGH
SCHOOL
CLASS OF 2026**



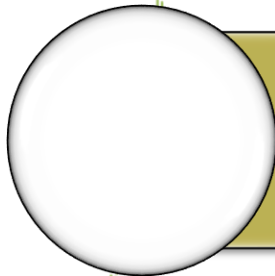
A G E N D A




Introductions



Graduation Requirements and Counting Credits



Education and Income



Roadblocks and Detours



Mrs. Pam Davis
A-E



Mrs. Karen Strong
Q-Z

COUNSELORS



Mrs. Janet Wade
I-P



Mr. Lamontay Jefferson
F-H/Testing Coordinator

Grading Policies

In middle school, grades are calculated using a system of averages.

- Example
8th grade English
Semester 1 (Aug-Dec): 60 (F)
Semester 2 (Jan-May): 80 (B)
- *Yearly Ave: 70 (C)
- ***Student passes class for the year*** (earns 1 full credit)

At Warner Robins High, grades are not averaged... Each semester is independent.

- Example
9th grade English
Semester 1 (Aug-Dec): 60 (F)
- Semester 2 (Jan-May): 80 (B)
- *No Yearly Average
- ***Student fails 1st semester; passes 2nd semester*** (earns 1/2 credit)

Counting Credits

For each class you receive $\frac{1}{2}$ credit (.5).



Credits Per Semester

- Fall Semester

9th Lit A- 85

Music Appreciation-65

Personal Fitness-78

Civics-50

Biology-70

Algebra A-68

Intro to Bus & Tech A- 82

Credit Total-2.0

- Spring Semester

9th Lit B-87

Music Appreciation-72

Health-76

High School Transition-91

Biology-65

Algebra A- 72

Intro to Bus & Tech B- 78

Credit Total- 3.0

Grade Promotion and Athletics

Seniors (12th Grade):
17.0 or more credits

Juniors (11th Grade):
11.0 – 16.5 credits

Sophomores (10th Grade):
5.0 – 10.5 credits

Freshmen (9th Grade):
0 – 4.5 credits



Group Activity



Crs ID	Course Title	Grd	Credit	Crs ID	Course Title	Grd	Credit
Centennial High School Grd 09 12/2016 Term: S1 Roswell, GA 23.0610000				Centennial High School Grd 10 5/2018 Term: S2 Roswell, GA 23.0620000			
26.0120040	9th Lit/Comp	91	0.500		10th Lit/Comp		0.000
21.4250000	Biology H	77	0.500	27.0991000	GSE Geometry		0.000
27.0990000	FndtnsEnginr/Tech	73	0.500	50.0712001	Photo II		0.000
17.0110001	GSE Algebra I	82	0.500	40.0110000	Phys Sci		0.000
50.0211001	Health	91	0.500	60.0710000	Spanish 1		0.000
	VA/CI Intro to Art	93	0.500	45.0830000			
Crd Att: 3.000	Cmp: 3.000	Numeric Avg: 84.500		Crd Att: 3.000	World History		0.000
					Cmp: 0.000	Numeric Avg: 0.000	
Centennial High School Grd 09 5/2017 Term: S2 Roswell, GA 23.0610000				NGA Summary			
	9th Lit/Comp	94	0.500	Numeric Avg: 79.167			
26.0120040	Biology H	54	0.000				
50.0313001	Draw/Paint I	80	0.500	Total Credits Attempted: 12.000			
21.4250000	FndtnsEnginr/Tech	70	0.500	Total Credits Earned: 5.500			
27.0990000	GSE Algebra I	74	0.500				
36.0510001	Personal Fitness	71	0.500				
Crd Att: 3.000	Cmp: 2.500	Numeric Avg: 73.833					
Centennial High School Grd 10 12/2017 Term: S1 Roswell, GA 23.0620000							
	10th Lit/Comp		0.000				
27.0991000	GSE Geometry		0.000				
50.0711001	Photo I		0.000				
40.0110000	Phys Sci		0.000				
60.0710000	Spanish 1		0.000				
45.0830000	World History		0.000				
Crd Att: 3.000	Cmp: 0.000	Numeric Avg: 0.000					

- How many credits did the student have at the end of first semester?
- How many credits did the student have at the end of 9th grade?
- Will the student have enough credits to be promoted to 10th grade?

Transcript A



Crs ID	Course Title	Grd	Credit	Crs ID	Course Title	Grd	Credit	Crs ID	Course Title	Grd	Credit
Centennial High School Grd 09 7/2014 Term: R1 Roswell, GA 23.0610000				Centennial High School Grd 10 12/2015 Term: S1 Roswell, GA 23.0620070				Centennial High School Grd 11 12/2016 Term: S1 Roswell, GA 23.0510070			
	Study Skills I	90	0.500		10th Lit/Comp	85	0.500		11th Am Lit/Comp	70	0.500
Crd Att: 0.500	Cmp: 0.500	Numeric Avg: 90.000			Adv Orchestra 2	84	0.500		Adv Orchestra 3	73	0.500
Centennial High School Grd 09 12/2014 Term: S1 Roswell, GA 23.0610080					GSE Geometry	90	0.500		Environ Sci	73	0.500
	9th Lit/Comp	84	0.500		JROTC/Army 2	86	0.500		GSE Algebra II	63	0.000
26.0120080	Biology	80	0.500		Phys Sci	77	0.500		PerFitness Waived	NG	0.000
27.0971080	CCGPS Coord Alg	87	0.500		World History	70	0.500		Spanish 1	78	0.500
27.0961080	CCGPS Coord Alg	87	0.500	Crd Att: 3.000	Cmp: 3.000	Numeric Avg: 82.000			US History	62	0.000
53.0571000	CCGPS Coord Alg Su	90	0.500	Centennial High School Grd 10 5/2016 Term: S2 Roswell, GA 23.0620070				Crd Att: 3.000	Cmp: 2.000	Numeric Avg: 69.833	
28.0310000	Int Orchestra I	87	0.500		10th Lit/Comp	76	0.500	Centennial High School Grd 11 5/2017 Term: S2 Roswell, GA 23.0510070			
	JROTC/Army 1	92	0.500		Adv Orchestra 2	83	0.500		11th Am Lit/Comp	75	0.500
Crd Att: 3.000	Cmp: 3.000	Numeric Avg: 86.667			GSE Geometry	82	0.500		Adv Orchestra 3	73	0.500
Centennial High School Grd 09 5/2015 Term: S2 Roswell, GA 23.0610080					JROTC/Army 2	76	0.500		Environ Sci	75	0.500
	9th Lit/Comp	76	0.500		Phys Sci	64	0.000		GSE Algebra II	70	0.500
26.0120080	Biology	90	0.500		World History	75	0.500		Spanish 1	80	0.500
27.0971080	CCGPS Coord Alg	85	0.500	Crd Att: 3.000	Cmp: 2.500	Numeric Avg: 76.000			US History	72	0.500
27.0961080	CCGPS Coord Alg Su	91	0.500	Fulton Virtual School Grd 11 7/2017 Term: R1 Atlanta, GA 27.3992001				Crd Att: 3.000	Cmp: 3.000	Numeric Avg: 74.167	
53.0571000	Int Orchestra I	83	0.500		FVS GSEAlgebraIIA	71	0.500				
28.0310000	JROTC/Army 1	81	0.500		FVS Phys Sci	I	0.000				
Crd Att: 3.000	Cmp: 3.000	Numeric Avg: 84.333						Crd Att: 1.000	Cmp: 0.500	Numeric Avg: 71.000	

NGA Summary
Numeric Avg: 78.921
Total Credits Attempted: 19.500
Total Credits Earned: 17.500

- How many credits did the student have at the end of first semester?
- How many credits did the student have at the end of 9th grade?
- Did the student have enough credits to be promoted to 10th grade?
- Do you think this student will get into the college of her choice? Why or why not?
- What do you think this student's senior year schedule will look like?

Roadblocks and Detours

Being absent and not making up work, tests, and quizzes

Not completing homework and projects

Not studying

Not seeking additional help

Poor time management

Zeroes!!!



Zeroes: The Wrecking Ball of Grades!



Here is a sample of a student average
with all passing grades and 2 zeroes

100

100

100

→0

→0

88

70

95

Grade Average: 69 (F)

Here is a sample of a student average
with the same passing grades and
replacing those 2 zeroes with 50's

100

100

100

→50

→50

88

70

95

Grade Average: 81 (B)

Something is better than nothing!

Receiving even partial credit for an assignment will not hurt your grade as much as a zero.

WHAT IS YOUR E?



ENROLL

To enroll at a college, university, or technical school



ENLIST

To enlist in one of the six branches of the U.S. Military



EMPLOY

To become a part of the workforce

WARNER ROBINS HIGH SCHOOL

PLAN
YOUR
PATH



Questions/Answers

