

For the students to log into Paper, first they must click on the "P" up in the top right hand corner of the browser. Next, click on "Go to Paper.co"


# Google

Search Google or type a URL

disney plus hulu Add shortcut

Explore the solar system in 3D with NASA

**PAPER** Paper



**Sorry, Paper Chrome Extension does not work on this page**

Try to open it on a different page or click the button below.

[Go to Paper.co](#)



English

Type in the name of the school and then choose it when it pops up.

### Sign In

Type your school name or sports team

Holly Springs Junior High School

**Holly Springs Junior High School**  
Holly Springs School District

Can't find your school?

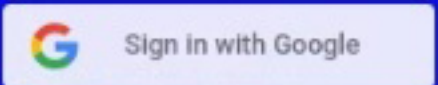
Support



English

Click on "Sign in with Google."

**Holly Springs Junior High School**  
 Holly Springs School District



Forgot password?

Sign in with email or SSO instead →





English

Chrome - Sign in - Google Accounts

accounts.google.com/o/oauth2/auth/oauthchooseaccount?redirect\_uri=storagere...

Sign in with Google

**PAPER**

Choose an account  
to continue to Paper

- Jonathan Williams  
jonathan.williams@hlsd.org
- Jonathan Williams  
jonathan.williams@gmail.com

Use another account

To continue, Google will share your name, email address, language preference, and profile picture with Paper. Before using this app, you can review Paper's [privacy policy](#) and [terms of service](#).

English (United States) Help Privacy Terms

Next the student must choose their school gmail account.

Support



English

Before we get started, let's go over some rules.

While using Paper, I promise to...

- Always be respectful.
- Remain focused on academic work.
- Never share my personal information
- Value the privacy of those helping me

Put a check in the box saying that you agree to follow the rules in Paper, then click "I agree."

Read the full Code of Conduct Agreement. Please remember that failure to abide by the Code of Conduct may result in Paper notifying your school.

I have read and agreed to the Code of Conduct Agreement

I refuse, log me out I Agree

Support







English

### Let's set up your profile

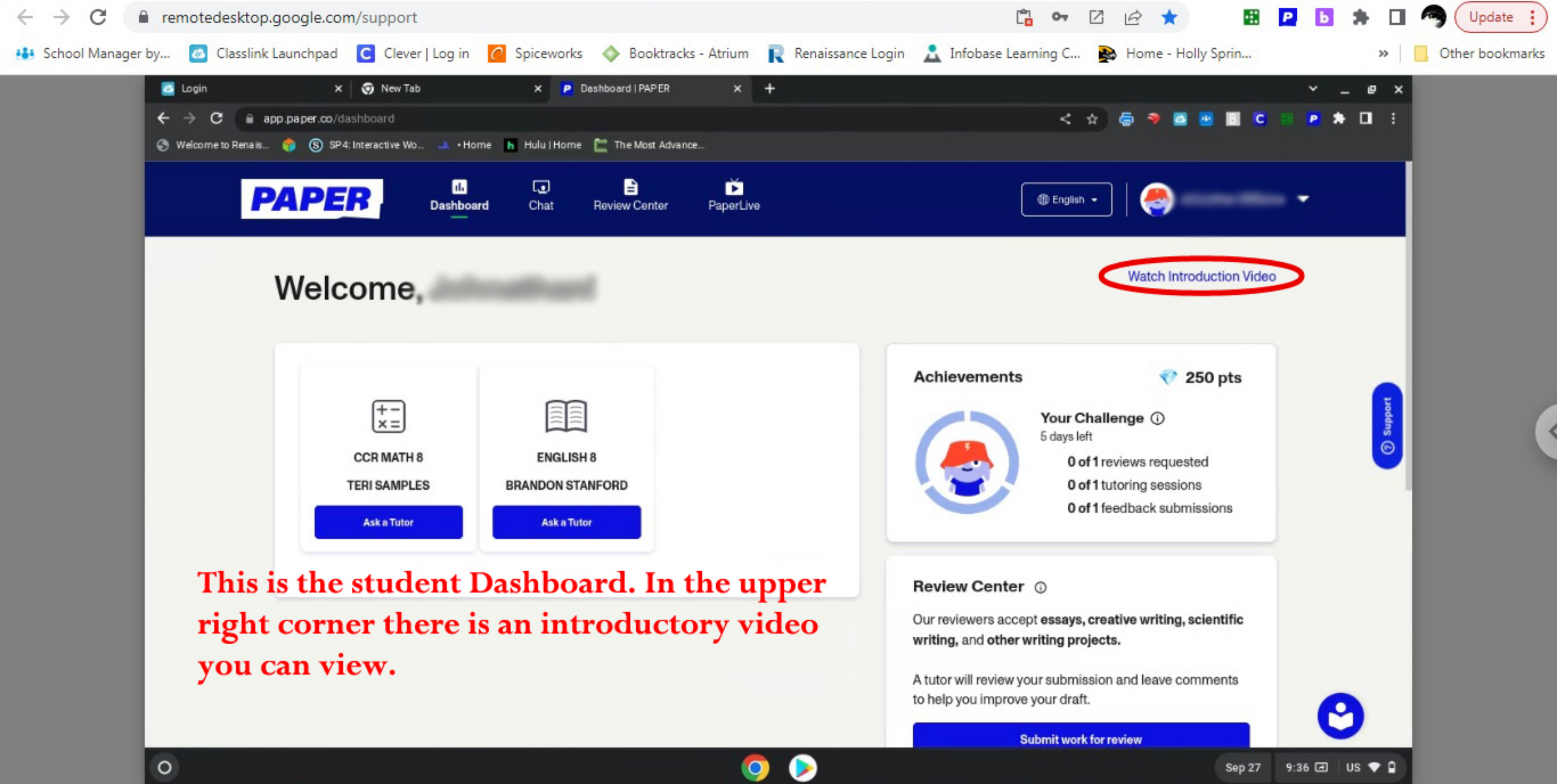


Support

The students can then set up their profile for Paper. During this profile setup, the students can choose how comfortable they feel with several subjects.

Next →  
Skip for now






**This is the student Dashboard. In the upper right corner there is an introductory video you can view.**



**Welcome to Paper!**

**The introductory video will pop up in the center of the screen.**



Welcome

Watch Introduction Video

CCR MATH 8  
TERI SAMPLES

Ask a Tutor

250 pts

enge

views requested

toring sessions

edback submissions

ative writing, scientific

s.

A tutor will review your submission and leave comments to help you improve your draft.

Submit work for review

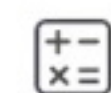



Support




Welcome, [User Name]

[Watch Introduction Video](#)

|   |  |
|---|--|
|  <p>CCR MATH 8<br/>TERI SAMPLES</p> <p><a href="#">Ask a Tutor</a></p> |  <p>ENGLISH 8<br/>BRANDON STANFORD</p> <p><a href="#">Ask a Tutor</a></p> |
|---|--|

**Achievements** 250 pts



**Your Challenge** ⓘ  
5 days left

- 0 of 1 reviews requested
- 0 of 1 tutoring sessions
- 0 of 1 feedback submissions

**Review Center** ⓘ

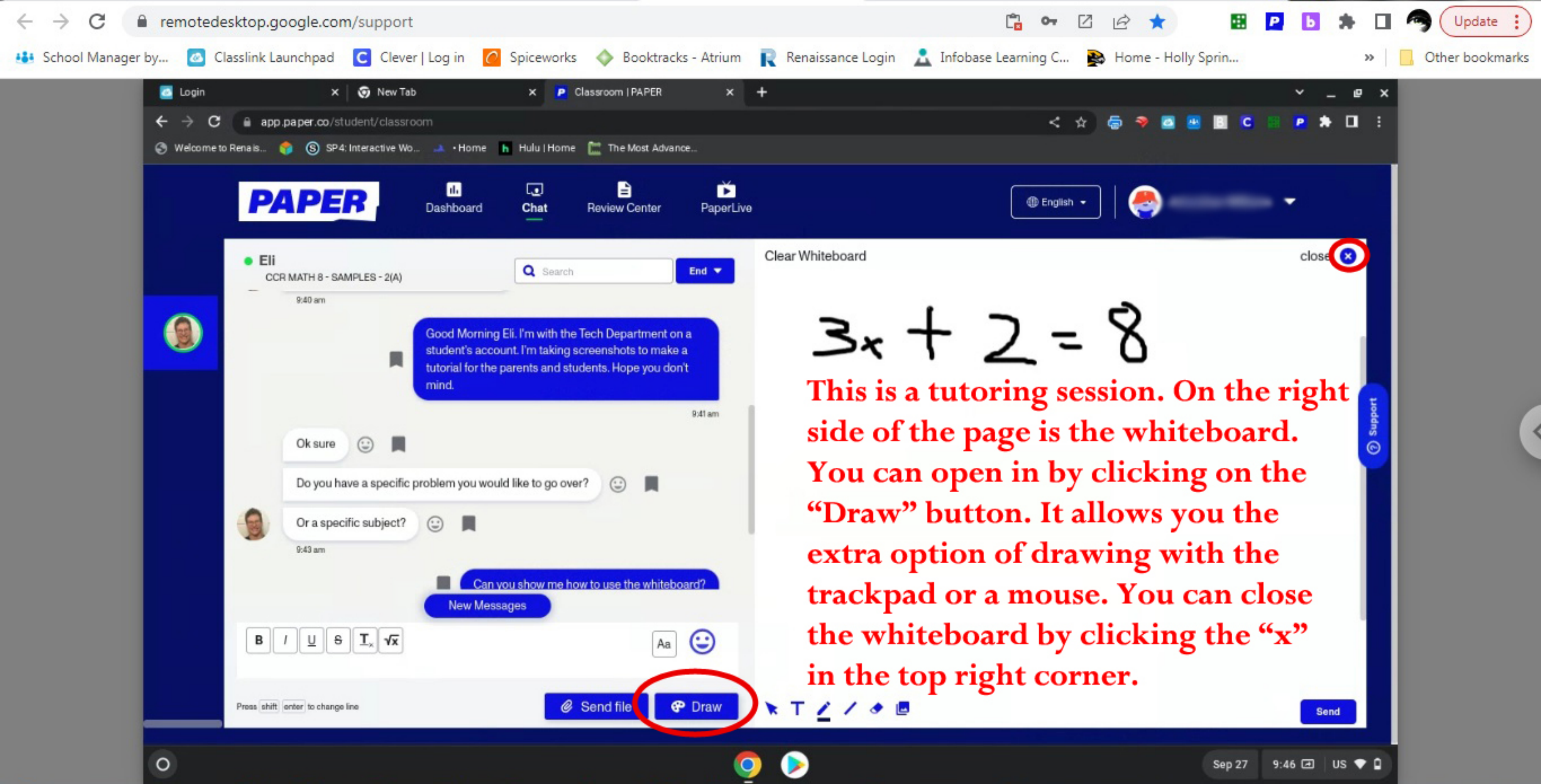
Our reviewers accept **essays, creative writing, scientific writing, and other writing projects.**

A tutor will review your submission and leave comments to help you improve your draft.

[Submit work for review](#)

[Support](#)

**To start a tutoring session, click on either the Math or English buttons above. If you need help in a different subject, click either one and inform the tutor which subject you need help with and they will transfer you to another tutor.**



**PAPER**

Dashboard Chat Review Center PaperLive

English

**Eli**  
CCR MATH 8 - SAMPLES - 2(A)

9:40 am

Good Morning Eli. I'm with the Tech Department on a student's account. I'm taking screenshots to make a tutorial for the parents and students. Hope you don't mind.

9:41 am

Ok sure 😊

Do you have a specific problem you would like to go over? 😊

9:43 am

Or a specific subject? 😊

Can you show me how to use the whiteboard?

New Messages

B / U S T √ Aa 😊

Send file Draw

Clear Whiteboard close

$3x + 2 = 8$

**This is a tutoring session. On the right side of the page is the whiteboard. You can open in by clicking on the "Draw" button. It allows you the extra option of drawing with the trackpad or a mouse. You can close the whiteboard by clicking the "x" in the top right corner.**

Support





Sessions History

**Eli G.**  
You: Subtract 2 from both side...

**Eli**  
CCR MATH 8 - SAMPLES - 2(A)

Search [End]

$$3x + 2 = 8$$

Alright so when we are trying to solve an algebra problem like this, what would our first step be?

**If you need to send the tutor a file, click on the "Send File" button.**

Subtract 2 from both sides?

B I U S T  $\sqrt{x}$  Aa [Smiley]

Press **shift enter** to change line

**Send file** Draw

Shared Files

You  
whiteboard\_1664289979.jpg

Eli  
whiteboard\_1664290028.jpg

Support


The screenshot shows a remote desktop session of the PAPER application. A file selection window is open, displaying the 'Downloads' folder. The 'Downloads' folder is circled in red. The window lists several files with columns for Name, Size, Type, and Date modified. Below the file list are 'Cancel' and 'Open' buttons. The background PAPER interface includes a sidebar with 'Sessions' and 'History' tabs, a user profile for 'Eli G.', and a main area with a 'Shared Files' section. At the bottom of the PAPER interface, there are 'Send file' and 'Draw' buttons.

**After clicking "Send File" this window will open allowing you to choose a file to send. If it is a picture you have taken of your homework it will likely be in the Downloads folder.**



The screenshot shows a remote desktop session of a PAPER classroom. A 'Select a file to open' dialog box is open, displaying the 'My Drive' section of Google Drive. The 'Google Drive' folder in the left sidebar is circled in red. The main area of the dialog shows a list of files with columns for Name, Size, Type, and Date modified. A 'Welcome to Google Drive!' message is visible at the top of the dialog. The background shows the PAPER interface with a user profile for 'Eli G.' and a 'Shared Files' section on the right. At the bottom of the dialog, there are 'Cancel' and 'Open' buttons, and below that, 'Send file' and 'Draw' buttons.

**If you're sending the tutor a document you're working on, it will likely be in your Google Drive.**



Chat Review Center PaperLive

English



Sessions History

Eli G.  
Eli: Now what do you think our ...

Eli  
CCR MATH 8 - SAMPLES - 2(A)

Subtract 2 from both sides  
9:48 am

Yup! 😊

What are we then left with? 😊  
9:48 am

Good job! 😊

Now what do you think our last step is? 😊  
9:48 am

3x=6  
9:48 am

Press **shift** **enter** to change line

Send file Draw

Shared Files

You  
whiteboard\_1664289979.jpg

Eli  
whiteboard\_1664290028.jpg

Support

Click "Dashboard" to get back to the main screen.