


Itawamba County School District

Dropout Prevention Plan

2022-2023



Trae Wiygul
Superintendent

Itawamba County School District Cover Page

School District: Itawamba County

Superintendent: Trae Wiygul

School Board:

Blackmon, Philip

School Board District 3

Brown, Clara

School Board District 4

Cromeans, Wonda

School Board District 1

McNeece, Teresa

School board District 5

Pitts, Wes

School Board District 2

Table of Contents

Contents

Itawamba County School District 1

Itawamba County School District Cover Page 2

Statement of Assurance 4

District Team Members 5

District Data 2021/2022 6

Graduation Rates 8

District Dropout Prevention/Graduation Completion Plan 12

Statement of Assurance

On behalf of the Itawamba County School District, I hereby submit the district's annual Dropout Prevention and Restructuring Plans for each high school in the Itawamba County School District with a graduation rate below 85%. As required in policy and state law, the plan includes strategies for:

- Reducing the retention rates in grades kindergarten, first, and second.
- Targeting subgroups that need additional assistance to meet graduation requirements; twenty-one (21), who dropped out of school; and
- Addressing how students will transition to the home school district from the juvenile detention centers.

I hereby certify that our District School Board has reviewed and approved this plan from submission to the Mississippi Department of Education.

Dropout Prevention Team Leader:

Name: Brandy C. Cook Title: Dropout Interventionist

Mailing Address: 605 South Cummings Street Fulton, MS 38843

Telephone: 662-862-2159

Email address: bccook@itawambacountyschools.com

District Superintendent: Trae Wiygul: _____
Trae Wiygul
Signature

School Board President: Clara Brown: _____
Clara Brown
Signature

District Team Members

Team Member	Position
Trae Wiygul	Superintendent
Pattie Thrash	Assistant Superintendent
Brandy C. Cook	Dropout Interventionist
Rick Mitchell	Itawamba Agricultural High School
Millie Wood	Mantachie High School
Benjie Ewing Dawn Rogers	Tremont Attendance Center
Carson Cook Ashley Greer	Itawamba Attendance Center
Keitha O'Brian	Fairview Attendance Center
Carrie Grubbs	Itawamba Career and Technical Center
Martin Davis	Itawamba County Improvement Center
Summer Allen	Mantachie Attendance Center

District Report Card 2020 - 2021

For more detailed information, please visit <https://msrc.mdek12.org>.



Itawamba County School District

Fulton, MS



605 South S. Cummings St.
Fulton, MS 38843



Trae Wiygul
twiygul@itawambacountyschools.com


School Accountability Grade Components

Mississippi's accountability system assigns "A" through "F" letter grades for schools and districts. Grades are based on student achievement, student growth, student participation in testing, and other academic measures.

The COVID-19 pandemic disrupted many facets of education including instruction and assessment during the 2020-2021 school year. These disruptions may have influenced a student's opportunity to learn, motivation and/or assessment administration conditions. Results presented should not be considered comparable to prior years. There are no new A-F letter grades for districts and schools because assessments were not administered in 2019-2020 and growth could not be calculated.


Math

Measurements of student performance on the statewide math assessment.



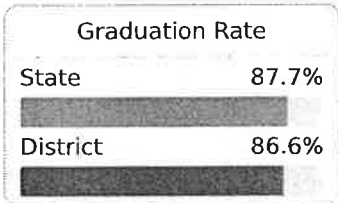


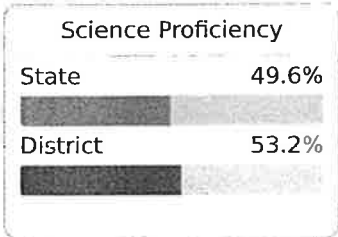

English

Measurements of student performance on the statewide English language arts (ELA) assessment.



Other Measures

Other measurements of student performance that factor into the accountability grade.



Teacher Data

245.6

Teachers



80.5%

Experienced Teachers

2.0%

Provisional Teachers

99.8%

In-Field Teachers

Detailed Assessment and Other Data

Student Performance

The following information shows each level of student performance on statewide assessments.

Math

Level 1	Level 2	Level 3	Level 4	Level 5
State 11.6%	State 24.2%	State 29.5%	State 24.8%	State 9.9%
District 5.5%	District 23.0%	District 37.0%	District 28.8%	District 5.7%
Minimal	Basic	Passing	Proficient	Advanced

English

Level 1	Level 2	Level 3	Level 4	Level 5
State 10.8%	State 23.1%	State 31.8%	State 24.6%	State 9.7%
District 7.2%	District 22.3%	District 39.7%	District 24.3%	District 6.5%
Minimal	Basic	Passing	Proficient	Advanced

Science

Level 1	Level 2	Level 3	Level 4	Level 5
State 13.8%	State 14.5%	State 23.4%	State 32.7%	State 15.7%
District 8.3%	District 12.0%	District 28.2%	District 38.2%	District 13.4%
Minimal	Basic	Passing	Proficient	Advanced

Student Assessment Participation



Discipline



* Source: 2015-2016 Civil Rights Data Collection

Other Data



13.1%

Chronic Absenteeism



\$9,239.29

Per-Pupil Expenditure



74.3%

Post-Secondary Enrollment



46.3%

Advanced Course Participation

Itawamba County School District

Graduation Rate

Percentage of students who graduated within four years.

[Home](#) > [Back to District](#)

Select a school year:

2020-2021

Graduation Rate Overview

State District State Goal by 2025

Mississippi

Goal: 90%

87.7%

Itawamba County School District

Goal: 90%

86.6%

Graduation Rate by Subgroup

Small groups are not displayed to protect student privacy. See User Guide for more information.

State District State Goal by 2025

Female

91.6%

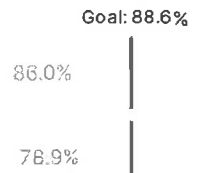
88.6%

Male

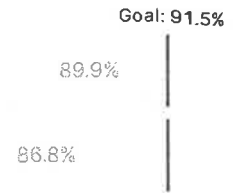
83.8%

85.4%

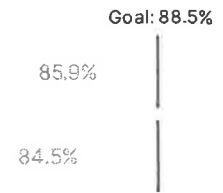
Black or African American



White




Economically Disadvantaged



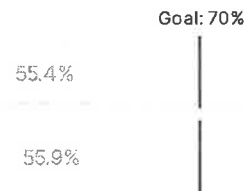
Non Migrant



Non Homeless



Students with Disabilities



Students without Disabilities



Non English Learners



Graduation Rate Data

All

District	86.6%
2018-2019 Goal	84.8%
2021-2022 Goal	87.4%
2024-2025 Goal	90.0%
State	87.7%

Female

District	88.6%
2018-2019 Goal	
2021-2022 Goal	
2024-2025 Goal	
State	91.6%

Male

District	85.4%
2018-2019 Goal	
2021-2022 Goal	
2024-2025 Goal	
State	83.8%

Black or African American

District	78.9%
2018-2019 Goal	82.1%
2021-2022 Goal	85.4%
2024-2025 Goal	88.6%
State	86.0%

White

District	86.8%
2018-2019 Goal	87.7%
2021-2022 Goal	89.6%
2024-2025 Goal	91.5%
State	89.9%

Economically Disadvantaged

District	84.5%
2018-2019 Goal	82.0%

2021-2022 Goal	85.3%
2024-2025 Goal	88.5%
State	85.9%

Non Migrant

District	86.6%
2018-2019 Goal	
2021-2022 Goal	
2024-2025 Goal	
State	87.7%

Non Homeless

District	86.4%
2018-2019 Goal	
2021-2022 Goal	
2024-2025 Goal	
State	88.0%

Students with Disabilities

District	55.9%
2018-2019 Goal	46.5%
2021-2022 Goal	58.2%
2024-2025 Goal	70.0%
State	55.4%

Students without Disabilities

District	91.9%
2018-2019 Goal	
2021-2022 Goal	
2024-2025 Goal	
State	91.6%

Non English Learners

District	86.6%
2018-2019 Goal	
2021-2022 Goal	
2024-2025 Goal	
State	88.0%

District Dropout Prevention/Graduation Completion Plan

Dropout Prevention Goal #1: Reduce the retention rates in grades kindergarten, first, and second.

Desired Impact	Action Steps	Resources	Who is Responsible?	Timeline	Evidence of Implementation
K-2 retention rate will decrease.	<p>Continue Pre-K Early Start Program</p> <p>Implement MTSS process with fidelity</p> <p>Collaborate with local Headstart programs</p>	<p>Title 1 funding</p> <p>District funding</p>	<p>Teachers</p> <p>PBIS Team</p> <p>Counselors</p> <p>Interventionists</p> <p>Instructional Technology</p> <p>Administrators</p>	Present-May 2023	<p>Retention reports</p> <p>Documentation of MTSS Process</p>

Dropout Prevention Goal #2: Target subgroups that need additional assistance to meet graduation requirements.

Desired Impact	Action Steps	Resources	Who is Responsible?	Timeline	Evidence of Implementation
ICSD will maintain an above 85% graduation rate.	<p>Identify students in need of academic and behavioral interventions.</p> <p>Implement and apply needed interventions with fidelity.</p> <p>Assign identified students to Credit Recovery Program as needed.</p> <p>Monitor truancy of students and maintain contact with parents and truancy officer.</p> <p>Offer a grade 8.5 to students.</p>	<p>Effective implementation of MTSS program.</p> <p>Truancy Officers</p> <p>Parent Notification Systems</p> <p>Interventionists</p>	<p>Teachers</p> <p>MTSS team</p> <p>Counselors</p> <p>Interventionists</p> <p>Administrators</p>	Present-May 2023	<p>Graduation rate</p> <p>MTSS documentation</p> <p>School status and Active Parent interactions</p> <p>Truancy referrals</p>

Dropout Prevention Goal #3: Develop dropout recovery initiatives that focus on students age seventeen (17) through twenty-one (21), who dropped out of school.

Desired Impact	Action Steps	Resources	Who is Responsible?	Timeline	Evidence of Implementation
<p>ICSD will maintain a low dropout rate.</p>	<p>Provide quality classroom instruction at each instructional tier.</p> <p>Provide credit recovery classes for students who have failed.</p> <p>A grade 8.5 will be offered.</p>	<p>Credit recovery program</p> <p>Truancy Officers</p> <p>Data dashboard</p>	<p>Teachers</p> <p>Counselors</p> <p>Truancy Officers</p>	<p>Present-May 2023</p>	<p>Dropout rate</p> <p>Credit Recovery completion reports</p>

Dropout Prevention Goal #4: Address how students will transition to the home school district from juvenile detention centers.

Desired Impact	Action Steps	Resources	Who is Responsible?	Timeline	Evidence of Implementation
<p>ICSD will follow state policy for transitioning students from the juvenile detention center back to their home schools while ensuring adequate support for those students and the home schools.</p>	<p>A transition meeting occurs with the student and parent upon the student's return from the detention center and the Principal designee will review the student's attendance, behavior, course performance, and IIP. Students may be recommended to spend time in the behavior classroom at ICIC to ensure a smoother transition for the student.</p>	<p>Teachers Administrators Behavior classroom</p>	<p>Counselors Administrators Mental Health representative</p>	<p>Present-May 2023</p>	<p>ICIC school referrals Transition meeting notes</p>