

AGENDA

REGULAR SCHOOL BOARD MEETING

GADSDEN COUNTY SCHOOL BOARD
MAX D. WALKER ADMINISTRATION BUILDING
35 MARTIN LUTHER KING, JR. BLVD.
QUINCY, FLORIDA

March 28, 2017

6:00 P.M.

THIS MEETING IS OPEN TO THE PUBLIC

1. CALL TO ORDER
2. OPENING PRAYER
3. PLEDGE OF ALLEGIANCE
4. RECOGNITIONS

ITEMS FOR CONSENT

5. REVIEW OF MINUTES – **SEE ATTACHMENT**
 - a. February 27, 2017, 6:00 p.m. – School Board Workshop
 - b. February 28, 2017, 4:30 p.m. - School Board Workshop
 - c. February 28, 2017, 6:00 p.m. - Regular School Board Meeting
 - d. March 2, 2017, 6:00 p.m. – School Board Workshop
 - e. March 6, 2017, 6:00 p.m. – School Board Workshop
 - f. March 7, 2017, 6:00 p.m. – Student Hearing
 - g. March 8, 2017, 6:00 p.m. – School Board Workshop
 - h. March 9, 2017, 6:00 p.m. – Joint Meeting With Gadsden County Board of County Commissioners
 - i. March 13, 2017, 6:00 p.m. – School Board Workshop

ACTION REQUESTED: The Superintendent recommends approval.

6. PERSONNEL MATTERS (resignations, retirements, recommendations, leaves of absence, terminations of services, volunteers, and job descriptions) **SEE PAGE #5**
 - a. Personnel 2016 – 2017
ACTION REQUESTED: The Superintendent recommends approval.
7. BUDGET AND FINANCIAL TRANSACTIONS
 - a. Budget Amendment No. 6 - **SEE PAGE #7**
Fund Source: 110
Amount: N/A
ACTION REQUESTED: The Superintendent recommends approval.
8. AGREEMENTS/CONTRACTS/PROJECT APPLICATIONS
 - a. Subward Agreement between County of Gadsden Board of Public Education and Florida Gulf Coast University Board of Trustees – **SEE PAGE #103**
Fund Source: N/A
Amount: N/A
ACTION REQUESTED: The Superintendent recommends approval.
9. STUDENT MATTERS – **SEE ATTACHMENT**
 - a. Student Expulsion – See back-up material
Case #44-1617-0071
ACTION REQUESTED: The Superintendent recommends approval.
 - b. Student Expulsion – See back-up material
Case #45-1617-0071
ACTION REQUESTED: The Superintendent recommends approval.
 - c. Student Expulsion – See back-up material
Case #46-1617-0051
ACTION REQUESTED: The Superintendent recommends approval.
 - d. Student Expulsion – See back-up material
Case #47-1617-0051
ACTION REQUESTED: The Superintendent recommends approval.
 - e. Student Expulsion – See back-up material
Case #48-1617-0051
ACTION REQUESTED: The Superintendent recommends approval.

- f. Student Expulsion – See back-up material
Case #49-1617-0051
ACTION REQUESTED: The Superintendent recommends approval.
- g. Student Expulsion – See back-up material
Case #50-1617-0051
ACTION REQUESTED: The Superintendent recommends approval.
- h. Student Expulsion – See back-up material
Case #51-1617-0051
ACTION REQUESTED: The Superintendent recommends approval.
- i. Student Expulsion – See back-up material
Case #55-1617-0071
ACTION REQUESTED: The Superintendent recommends approval.
- j. Student Expulsion – See back-up material
Case #56-1617-0071
ACTION REQUESTED: The Superintendent recommends approval.
- k. Student Expulsion – See back-up material
Case #57-1617-0071
ACTION REQUESTED: The Superintendent recommends approval.
- l. Student Expulsion – See back-up material
Case #58-1617-0071
ACTION REQUESTED: The Superintendent recommends approval.
- m. Extension of Student Suspensions – See back-up material
Case #59-1617-0071
Case #60-1617-0071
Case #62-1617-0071
ACTION REQUESTED: The Superintendent recommends approval.

10. SCHOOL FACILITY/PROPERTY

- a. Request to Delete and Dispose from Capital Assets – Furniture, Fixtures and Equipment and sale via Auction or Recycling Co. - **SEE PAGE #112**

Fund Source: All Funds
Amount: \$162,832.14

ACTION REQUESTED: The Superintendent recommends approval.

11. CONSIDERATION, PROPOSAL, AND/OR ADOPTION OF ADMINISTRATIVE RULES AND RELATED MATTERS

- a. Request to Advertise Notice of Intent (Policies Numbered 5.20, Student Assignment and 5.23, Controlled Open Enrollment) – **SEE PAGE #150**

Fund Source: N/A
Amount: N/A

ACTION REQUESTED: The Superintendent recommends approval.

- b. Approval of Job Descriptions – **SEE PAGE #157**

Fund Source: N/A
Amount: N/A

ACTION REQUESTED: The Superintendent recommends approval.

ITEMS FOR DISCUSSION

12. FACILITIES UPDATE

13. EDUCATIONAL ITEMS BY THE SUPERINTENDENT

14. SCHOOL BOARD REQUESTS AND CONCERNS

15. ADJOURNMENT



"Putting Children First"

THE SCHOOL BOARD OF GADSDEN COUNTY

6a

35 Martin Luther King, Jr. Blvd
Quincy, Florida 32351
Main: (850) 627-9651 or Fax: (850) 627-2760
www.gcps.k12.fl.us

Roger P. Milton
Superintendent
miltonr@gcpsmail.com

March 28, 2017

The School Board of
Gadsden County, Florida
Quincy, Florida 32351

Dear School Board Members:

I am recommending that the attached list of personnel actions be approved, as indicated. I further recommend that all appointments to grant positions be contingent upon funding.

Item 6A Instructional and Non-Instructional Personnel 2016-2017

The following reflects the total number of full-time employees in this school district for the 2016-2017 school term, as of March 28, 2017.

<u>Description Per DOE Classification</u>	<u>DOE Object#</u>	<u>#Employees March 2017</u>
Classroom Teachers and Other Certified	120 & 130	416.00
Administrators	110	51.00
Non-Instructional	150, 160, & 170	<u>398.00</u>
		865.00

Sincerely,

Roger P. Milton
Superintendent of Schools

Audrey Lewis
DISTRICT NO. 1
HAVANA, FL 32333
MIDWAY, FL 32343

Steve Scott
DISTRICT NO. 2
QUINCY, FL 32351
HAVANA, FL 32333

Isaac Simmons, Jr.
DISTRICT NO. 3
CHATTAHOOCHEE, FL 32324
GREENSBORO, FL 32330

Charlie D. Fros
DISTRICT NO. 4
GRETNA, FL 32332
QUINCY, FL 32352

Tyrone D. Smith
DISTRICT NO. 5
QUINCY, FL 32351

AGENDA ITEM 6A, INSTRUCTIONAL AND NON INSTRUCTIONAL 2016/2017

INSTRUCTIONAL

<u>Annual</u>	<u>Location</u>	<u>Position</u>	<u>Effective Date</u>
Holton, Sasha	SSES	Teacher	08/09/2016
Kelly, James	JASMS	Teacher	08/06/2016
Willis, Patsy	GBES	Teacher	02/06/2017
Wilson-Montgomery, Laitima	GWM	Guidance Counselor	09/12/2016

NON-INSTRUCTIONAL

<u>Name</u>	<u>Location</u>	<u>Position</u>	<u>Effective Date</u>
Hostetter, James	Transportation	Mechanic	02/23/2017
James, Bobby	GRES	Custodian (Interim)	03/06/2017
Nealy, Shavonda	Transportation	Bus Aide	01/31/2017
Watson, Kent	JASMS	Education Paraprofessional	02/27/2017
Williams, Kimberly	Transportation	Bus Driver	03/06/2017
Yon, K-Dentris	Maintenance	Maintenance Worker	02/20/2017

REQUESTS FOR LEAVE, RESIGNATION, TRANSFERS, RETIREMENTS, TERMINATIONS OF EMPLOYMENT:

RESIGNATION

<u>Location</u>	<u>Position</u>	<u>Effective Date</u>
Randall, Monesha	Education Paraprofessional	02/17/2017
Wimes, Adrienne	Teacher	03/23/2017

TERMINATIONS

<u>Name</u>	<u>Location</u>	<u>Position</u>	<u>Effective Date</u>
McCloud, Delante	SSES	SFS Worker	02/08/2017

Substitutes

Bradley, Te'Erica
Brown, Kimberly
Fitzgerald, Tamra
Hicks-Knight, Dorinda
Irizarry, Christopher
Thomas, Brenda

SFS/Custodial

Allen, Kimberly
Farlin, Jarquez
Gatlin-Brown, Keslie
Williams, Jasmin

SUMMARY SHEET

RECOMMENDATION TO SUPERINTENDENT FOR SCHOOL BOARD AGENDA

AGENDA ITEM NO. 7a

DATE OF SCHOOL BOARD MEETING: March 28, 2017

TITLE OF AGENDA ITEMS: Budget Amendment No. 6

DIVISION: Finance Department

PURPOSE AND SUMMARY OF ITEMS: Budget Amendment

FUND SOURCE: 110

AMOUNT:

PREPARED BY: LaClarence Mays

POSITION: Budget Director

INTERNAL INSTRUCTIONS TO BE COMPLETED BY PREPARER

 Number of ORIGINAL SIGNATURES NEEDED by preparer.

SUPERINTENDENT'S SIGNATURE: page(s) numbered

CHAIRMANS'S SIGNATURE: page(s) numbered

Be sure that the Comptroller has signed the budget page.

DISTRICT SCHOOL BOARD OF GADSDEN COUNTY
 DISTRICT SUMMARY BUDGET
 For Fiscal Year Ending June 30, 2017

SECTION II. GENERAL FUND - FUND 100

ESTIMATED REVENUES	Account Number	
FEDERAL:		
Federal Impact, Current Operations	3121	
Reserve Officers Training Corps (ROTC)	3191	127,295.28
Miscellaneous Federal Direct	3199	52,925.09
Total Federal Direct	3100	180,220.37
FEDERAL THROUGH STATE AND LOCAL:		
Medicaid	3202	75,200.81
National Forest Funds	3255	
Federal Through Local	3280	237,440.97
Miscellaneous Federal Through State	3299	
Total Federal Through State and Local	3200	312,641.78
STATE:		
Florida Education Finance Program (FEFP)	3310	25,057,337.00
Workforce Development	3315	383,169.00
Workforce Development Capitalization Incentive Grant	3316	
Workforce Education Performance Incentive	3317	
Adults With Disabilities	3318	8,000.00
CO&DS Withheld for Administrative Expenditure	3323	4,371.00
Diagnostic and Learning Resources Centers	3335	
Racing Commission Funds	3341	223,250.00
State Forest Funds	3342	4,417.40
State License Tax	3343	13,879.37
District Discretionary Lottery Funds	3344	
Class Size Reduction Operating Funds	3355	5,541,488.00
Florida School Recognition Funds	3361	285,353.00
Excellent Teaching Program	3363	
Voluntary Prekindergarten Program (VPK)	3371	421,621.16
Preschool Projects	3372	
Reading Programs	3373	
Full-Service Schools Program	3378	
State Through Local	3380	
Other Miscellaneous State Revenues	3399	201,847.14
Total State	3300	32,144,733.07
LOCAL:		
District School Taxes	3411	7,519,715.29
Tax Redemptions	3421	
Payment in Lieu of Taxes	3422	
Excess Fees	3423	
Tuition	3424	
Rent	3425	5,542.00
Investment Income	3430	25,074.27
Gifts, Grants and Bequests	3440	
Adult General Education Course Fees	3461	746.08
Postsecondary Career Certificate and Applied Technology Diploma	3462	12,631.18
Continuing Workforce Education Course Fees	3463	
Capital Improvement Fees	3464	
Postsecondary Lab Fees	3465	
Lifelong Learning Fees	3466	
GED [®] Testing Fees	3467	
Financial Aid Fees	3468	
Other Student Fees	3469	
Preschool Program Fees	3471	
Prekindergarten Early Intervention Fees	3472	
School-Age Child Care Fees	3473	
Other Schools, Courses and Classes Fees	3479	
Miscellaneous Local Sources	3490	1,917,178.47
Total Local	3400	9,480,887.29
TOTAL ESTIMATED REVENUES		42,118,482.51
OTHER FINANCING SOURCES		
Loans	3720	
Sale of Capital Assets	3730	13,078.00
Loss Recoveries	3740	
Transfers In:		
From Debt Service Funds	3620	
From Capital Projects Funds	3630	1,406,886.00
From Special Revenue Funds	3640	
From Permanent Funds	3660	
From Internal Service Funds	3670	
From Enterprise Funds	3690	
Total Transfers In	3600	1,406,886.00
TOTAL OTHER FINANCING SOURCES		1,419,964.00
Fund Balance, July 1, 2016	2800	3,252,018.25
TOTAL ESTIMATED REVENUES, OTHER FINANCING SOURCES AND FUND BALANCE		46,790,464.76

Revenue Report

GADSDEN COUNTY SCHOOLS
 CUSTOM DATE 07/01/2016 - 03/22/2017
 PRINTED FROM: FOCUS ERP
 FUND: 110 GENERAL FUND
 SORT: FUND/REVENUE/FACILITY/PROJECT

Fund	Revenue	Facility	Project	Year	Budgeted	Collected Non-Accrual	Collected against an Accrual	Accrued Receivable	Balance	Percent	Visual Percent
110 : GENERAL FUND	191 : ROTC		1104830 : ROTC	<u>2016 - 2017</u>	127,295.28	0.00	0.00	0.00	127,295.28	100.00	<div style="width: 100%; height: 10px; background-color: black;"></div>
110 : GENERAL FUND	191 : ROTC		1109990 : DISTRICT WIDE	<u>2016 - 2017</u>	-7,139.12	-7,139.12	0.00	0.00	0.00	0.00	<div style="width: 0%; height: 10px; background-color: black;"></div>
110 : GENERAL FUND	199 : MISCELLANEOUS FEDERAL DIRECT		1109990 : DISTRICT WIDE	<u>2016 - 2017</u>	52,925.09	52,925.09	0.00	0.00	0.00	0.00	<div style="width: 0%; height: 10px; background-color: black;"></div>
110 : GENERAL FUND	202 : MEDICAID		1105360 : MEDICAID REIMB	<u>2016 - 2017</u>	75,200.81	75,200.81	0.00	0.00	0.00	0.00	<div style="width: 0%; height: 10px; background-color: black;"></div>
110 : GENERAL FUND	280 : FEDERAL THROUGH LOCAL		1105050 : DVR ESE EMPLOYMENT SPECIALISTS	<u>2016 - 2017</u>	16,666.67	0.00	0.00	0.00	16,666.67	100.00	<div style="width: 100%; height: 10px; background-color: black;"></div>
110 : GENERAL FUND	280 : FEDERAL THROUGH LOCAL		1109990 : DISTRICT WIDE	<u>2016 - 2017</u>	49,320.99	49,320.99	0.00	0.00	0.00	0.00	<div style="width: 0%; height: 10px; background-color: black;"></div>
110 : GENERAL FUND	280 : FEDERAL THROUGH LOCAL		1125240 : AMERICORPS 2015-2016 CASH	<u>2016 - 2017</u>	153,647.15	175,617.27	0.00	0.00	-21,970.12	0.00	<div style="width: 0%; height: 10px; background-color: black;"></div>
110 : GENERAL FUND	280 : FEDERAL THROUGH LOCAL		1125245 : AMERICORPS 2016-2017 GRANT	<u>2016 - 2017</u>	17,806.16	17,806.16	0.00	0.00	0.00	0.00	<div style="width: 0%; height: 10px; background-color: black;"></div>
110 : GENERAL FUND	310 : FLA. EDU. FINANCE PROG (FEFP)		1109990 : DISTRICT WIDE	<u>2016 - 2017</u>	25,057,337.00	17,963,550.00	0.00	0.00	7,093,787.00	28.31	<div style="width: 28.31%; height: 10px; background-color: black;"></div>
110 : GENERAL FUND	315 : WORKFORCE DEVELOPMENT		1190062 : WORKFORCE DEVELOPMENT	<u>2016 - 2017</u>	383,169.00	271,405.00	0.00	0.00	111,764.00	29.17	<div style="width: 29.17%; height: 10px; background-color: black;"></div>
110 : GENERAL FUND	318 : ADULTS WITH DISABILITIES		1190565 : ADULTS W/ DISABILITIES	<u>2016 - 2017</u>	8,000.00	8,000.00	0.00	0.00	0.00	0.00	<div style="width: 0%; height: 10px; background-color: black;"></div>

Fund	Revenue	Facility	Project	Year	Budgeted	Collected Non-Accrual	Collected against an Accrual	Accrued Receivable	Balance	Percent	Visual Percent
110 : GENERAL FUND	318 : ADULTS WITH DISABILITIES	9001 : GADSDEN COUNTY PUBLIC SCHOOLS	1190561 : ADULTS W/ DISABILITIES 16-17	2016 - 2017	100,000.00	21,250.00	0.00	0.00	78,750.00	78.75	<input type="text"/>
110 : GENERAL FUND	323 : CO & DS WITHELD FOR ADM EXP		1109990 : DISTRICT WIDE	2016 - 2017	4,371.00	0.00	0.00	0.00	4,371.00	100.00	<input type="text"/>
110 : GENERAL FUND	341 : RACING COMMISSION FUNDS		1109990 : DISTRICT WIDE	2016 - 2017	223,250.00	167,437.50	0.00	0.00	55,812.50	25.00	<input type="text"/>
110 : GENERAL FUND	342 : STATE FOREST FUNDS		1109990 : DISTRICT WIDE	2016 - 2017	4,417.40	4,417.40	0.00	0.00	0.00	0.00	<input type="text"/>
110 : GENERAL FUND	343 : STATE LICENSE TAX		1109990 : DISTRICT WIDE	2016 - 2017	13,879.37	13,879.37	0.00	0.00	0.00	0.00	<input type="text"/>
110 : GENERAL FUND	355 : CLASS SIZE REDUCTION		1105950 : CLASS SIZE REDUCTION	2016 - 2017	5,541,488.00	3,699,781.00	0.00	0.00	1,841,707.00	33.23	<input type="text"/>
110 : GENERAL FUND	361 : SCHOOL RECOGNITION FUNDS		1105120 : SCHOOL RECOGNITION	2016 - 2017	285,353.00	285,353.00	0.00	0.00	0.00	0.00	<input type="text"/>
110 : GENERAL FUND	371 : Voluntary Pre-K Program		1105610 : VOLUNTARY PRE-K	2016 - 2017	421,621.16	321,621.16	0.00	0.00	100,000.00	23.72	<input type="text"/>
110 : GENERAL FUND	390 : MISCELLANEOUS STATE REVENUE		1106670 : District Instru Leader and Faculty Development Grant 2016-2017	2016 - 2017	17,857.00	0.00	0.00	0.00	17,857.00	100.00	<input type="text"/>
110 : GENERAL FUND	390 : MISCELLANEOUS STATE REVENUE		1107777 : DIST. INSTRU LEAD AND FACU DG	2016 - 2017	0.00	13,392.75	0.00	0.00	-13,392.75	0.00	<input type="text"/>
110 : GENERAL FUND	390 : MISCELLANEOUS STATE REVENUE		1109990 : DISTRICT WIDE	2016 - 2017	3,632.95	3,632.95	0.00	0.00	0.00	0.00	<input type="text"/>
110 : GENERAL FUND	399 : OTHER MISCELLANEOUS STATE REV		1100300 : BEST AND BRIGHTEST SCHOLARSHIP	2016 - 2017	61,352.19	61,352.19	0.00	0.00	0.00	0.00	<input type="text"/>
110 : GENERAL FUND	399 : OTHER MISCELLANEOUS STATE REV		1106800 : WGHS RETROFIT HURRICANE GRANT	2016 - 2017	119,005.00	119,005.00	0.00	0.00	0.00	0.00	<input type="text"/>
110 : GENERAL FUND	411 : DISTRICT SCHOOL TAXES		1109990 : DISTRICT WIDE	2016 - 2017	7,504,916.00	5,749,642.18	0.00	0.00	1,755,273.82	23.39	<input type="text"/>

Fund	Revenue	Facility	Project	Year	Budgeted	Collected Non-Accrual	Collected against an Accrual	Accrued Receivable	Balance	Percent	Visual Percent
110 : GENERAL FUND	413 : DISTRICT LOCAL CAPITAL IMP TAX		0999 : DISTRICT WIDE	<u>2016 - 2017</u>	14,799.29	14,799.29	0.00	0.00	0.00	0.00	<input type="text"/>
110 : GENERAL FUND	425 : RENT		1104550 : FACILITY RENTAL	<u>2016 - 2017</u>	5,542.00	5,542.00	0.00	0.00	0.00	0.00	<input type="text"/>
110 : GENERAL FUND	431 : INTEREST ON INVESTMENTS		1109990 : DISTRICT WIDE	<u>2016 - 2017</u>	25,074.27	25,074.27	0.00	0.00	0.00	0.00	<input type="text"/>
110 : GENERAL FUND	461 : ADULT GENERAL ED. COURSE FEES		1109990 : DISTRICT WIDE	<u>2016 - 2017</u>	746.08	0.00	0.00	0.00	746.08	100.00	<input type="text"/>
110 : GENERAL FUND	462 : POSTSECONDARY VOC COURSE FEE		1109990 : DISTRICT WIDE	<u>2016 - 2017</u>	12,631.18	7,036.00	0.00	0.00	5,595.18	44.30	<input type="text"/>
110 : GENERAL FUND	490 : MISCELLANEOUS LOCAL SOURCES		1104630 : CERTIFICATE RENEWALS	<u>2016 - 2017</u>	1,050.00	1,050.00	0.00	0.00	0.00	0.00	<input type="text"/>
110 : GENERAL FUND	490 : MISCELLANEOUS LOCAL SOURCES		1104640 : DIPLOMA & COPY CHARGES	<u>2016 - 2017</u>	631.35	631.35	0.00	0.00	0.00	0.00	<input type="text"/>
110 : GENERAL FUND	490 : MISCELLANEOUS LOCAL SOURCES		1104860 : REQUIRED FINGERPRINTS	<u>2016 - 2017</u>	985.00	985.00	0.00	0.00	0.00	0.00	<input type="text"/>
110 : GENERAL FUND	490 : MISCELLANEOUS LOCAL SOURCES		1104970 : E RATE	<u>2016 - 2017</u>	361,532.59	361,532.59	0.00	0.00	0.00	0.00	<input type="text"/>
110 : GENERAL FUND	490 : MISCELLANEOUS LOCAL SOURCES		1105210 : ITFS LEASE/ITV	<u>2016 - 2017</u>	20,055.82	20,055.82	0.00	0.00	0.00	0.00	<input type="text"/>
110 : GENERAL FUND	490 : MISCELLANEOUS LOCAL SOURCES		1109990 : DISTRICT WIDE	<u>2016 - 2017</u>	1,340,334.84	1,340,334.84	0.00	0.00	0.00	0.00	<input type="text"/>
110 : GENERAL FUND	491 : BUS FEES		1109990 : DISTRICT WIDE	<u>2016 - 2017</u>	1,850.00	1,850.00	0.00	0.00	0.00	0.00	<input type="text"/>
110 : GENERAL FUND	492 : TRANS SVCS SCHOOL ACTHIVITES		1108880 : FIELD TRIP REIMB A/C	<u>2016 - 2017</u>	38,350.20	38,350.20	0.00	0.00	0.00	0.00	<input type="text"/>
110 : GENERAL FUND	493 : SALE OF JUNK		1109990 : DISTRICT WIDE	<u>2016 - 2017</u>	1,975.75	1,975.75	0.00	0.00	0.00	0.00	<input type="text"/>

Fund	Revenue	Facility	Project	Year	Budgeted	Collected Non-Accrual	Collected against an Accrual	Accrued Receivable	Balance	Percent	Visual Percent
110 : GENERAL FUND	494 : REC OF FED INDIRECT COST RATE			2016 - 2017	-0.22	-0.22	0.00	0.00	0.00	0.00	
110 : GENERAL FUND	494 : REC OF FED INDIRECT COST RATE		1109990 : DISTRICT WIDE	2016 - 2017	150,412.92	150,412.92	0.00	0.00	0.00	0.00	
110 : GENERAL FUND	501 : FOCUS revenue code for transactions that should not require this			2016 - 2017	2,191.56	2,191.56	0.00	0.00	0.00	0.00	
110 : GENERAL FUND	630 : TRANSFERS FROM CAPITAL PROJ FD		1109104 : CROSSROAD CAPITAL OUTLAY	2016 - 2017	106,886.00	106,886.00	0.00	0.00	0.00	0.00	
110 : GENERAL FUND	630 : TRANSFERS FROM CAPITAL PROJ FD		1109990 : DISTRICT WIDE	2016 - 2017	1,300,000.00	0.00	0.00	0.00	1,300,000.00	100.00	
110 : GENERAL FUND	732 : SALE OF LAND AND BUILDINGS		1104155 : SALE OF GREENSBORO ELEMENTARY	2016 - 2017	8,894.00	8,894.00	0.00	0.00	0.00	0.00	
110 : GENERAL FUND	732 : SALE OF LAND AND BUILDINGS		1104160 : CHATTAHOOCHEE HIGH PURCHASE	2016 - 2017	4,184.00	4,184.00	0.00	0.00	0.00	0.00	
				Page Totals	40,294,164.92	29,119,902.26	0.00	0.00	11,174,262.66	27.73	
				Grand Totals	43,633,498.73	31,159,236.07	0.00	0.00	12,474,262.66	28.59	

Printed on Wednesday, March 22 2017 12:17 PM by Laclarence Mays.

DISTRICT SCHOOL BOARD OF GADSDEN COUNTY
DISTRICT SUMMARY BUDGET
For Fiscal Year Ending June 30, 2017

SECTION II. GENERAL FUND - FUND 100 (Continued)

APPROPRIATIONS	Account Number	Totals	Salaries 100	Employee Benefits 200	Purchased Services 300	Energy Services 400	Materials and Supplies 500	Capital Outlay 600	Other 700
Instruction	5000	24,470,873.41	15,711,803.94	3,784,289.45	4,099,359.56		437,835.82	434,670.14	2,914.50
Student Support Services	6100	1,928,116.53	1,422,794.38	349,599.40	151,181.92		4,540.83		
Instructional Media Services	6200	640,972.32	425,706.83	104,902.36	107,824.01		2,539.12		
Instruction and Curriculum Development Services	6300	1,067,318.64	802,399.86	192,918.78	72,000.00				
Instructional Staff Training Services	6400	721,395.06	183,042.90	25,925.08	36,947.98		471,227.10		4,252.00
Instruction-Related Technology	6500	255,850.64	33,063.89	11,880.00	112,531.36		253.17	98,122.22	
Board	7100	426,120.42	135,597.87	94,170.75	132,633.04		5,214.76		58,504.00
General Administration	7200	689,788.57	349,746.14	146,163.50	53,581.50		68,059.46	14,730.96	57,507.01
School Administration	7300	3,569,379.27	2,826,655.54	727,968.44	1,242.07		1,090.00	12,423.22	
Facilities Acquisition and Construction	7400	126,680.93	70,555.00	11,477.36	40,683.57			3,965.00	
Fiscal Services	7500	514,618.16	316,293.70	81,522.99	91,604.29	157.54	17,471.45	7,568.19	
Food Service	7600	41,513.56	30,200.20	4,748.20	6,565.16				
Central Services	7700	398,791.87	233,574.63	58,076.89	99,286.69		5,543.34	1,980.32	330.00
Student Transportation Services	7800	2,693,836.09	1,645,759.96	591,508.26	184,055.08	140,989.00	117,726.91	13,340.89	455.99
Operation of Plant	7900	5,089,396.76	1,273,611.54	474,152.98	1,975,673.07	1,182,750.67	181,708.50	1,500.00	
Maintenance of Plant	8100	1,082,687.20	510,662.31	149,926.20	356,312.74	10,482.38	53,916.27	842.30	545.00
Administrative Technology Services	8200	1,435,407.09	378,291.32	98,061.23	874,614.86	24.65	40,901.06	43,308.27	205.70
Community Services	9100	172,797.14	158,344.31	14,302.83	150.00				
Debt Service	9200								
Other Capital Outlay	9300								
TOTAL APPROPRIATIONS		45,325,543.66	26,508,104.32	6,921,594.70	8,396,246.90	1,334,404.24	1,408,027.79	632,451.51	124,714.20
OTHER FINANCING USES:									
<i>Transfers Out: (Function 9700)</i>									
To Debt Service Funds	920	201,366.62							
To Capital Projects Funds	930								
To Special Revenue Funds	940								
To Permanent Funds	960								
To Internal Service Funds	970								
To Enterprise Funds	990								
Total Transfers Out	9700	201,366.62							
TOTAL OTHER FINANCING USES		201,366.62							
Nonspendable Fund Balance, June 30, 2017	2710								
Restricted Fund Balance, June 30, 2017	2720								
Committed Fund Balance, June 30, 2017	2730								
Assigned Fund Balance, June 30, 2017	2740								
Unassigned Fund Balance, June 30, 2017	2750								
TOTAL ENDING FUND BALANCE	2700	1,263,554.48							
TOTAL APPROPRIATIONS, OTHER FINANCING USES AND FUND BALANCE		46,790,464.76							

Expense Report

GADSDEN COUNTY SCHOOLS
 CUSTOM DATE 07/01/2016 - 03/22/2017
 PRINTED FROM: FOCUS ERP
 FUND: 110 GENERAL FUND
 SORT: FUND/FUNCTION/OBJECT

Fund	Function	Object	Year	Budgeted	Committed	Encumbered	Expended MTD	Expended QTD	Expended YTD	Balance	Percent	Visual Percent
110	5100	120	2016 - 2017	10,965,799.11	4,065,934.23	0.00	5,787,526.41	5,787,526.41	5,787,526.41	1,112,338.47	10.14	<div style="width: 10.14%;"></div>
110	5100	123	2016 - 2017	413,732.33	104,491.26	0.00	307,856.52	307,856.52	307,856.52	1,384.55	0.33	<div style="width: 0.33%;"></div>
110	5100	125	2016 - 2017	16,441.12	0.00	0.00	16,441.12	16,441.12	16,441.12	0.00	0.00	<div style="width: 0.00%;"></div>
110	5100	126	2016 - 2017	130,528.77	0.00	0.00	130,528.77	130,528.77	130,528.77	0.00	0.00	<div style="width: 0.00%;"></div>
110	5100	128	2016 - 2017	17,972.58	0.00	0.00	17,972.58	17,972.58	17,972.58	0.00	0.00	<div style="width: 0.00%;"></div>
110	5100	130	2016 - 2017	-2,678.74	0.00	0.00	-2,678.74	-2,678.74	-2,678.74	0.00	0.00	<div style="width: 0.00%;"></div>
110	5100	140	2016 - 2017	190,484.02	0.00	0.00	190,484.02	190,484.02	190,484.02	0.00	0.00	<div style="width: 0.00%;"></div>
110	5100	150	2016 - 2017	266,702.40	106,115.02	0.00	154,179.38	154,179.38	154,179.38	6,408.00	2.40	<div style="width: 2.40%;"></div>
110	5100	151	2016 - 2017	1,148.44	0.00	0.00	1,148.44	1,148.44	1,148.44	0.00	0.00	<div style="width: 0.00%;"></div>
110	5100	153	2016 - 2017	2,948.68	0.00	0.00	2,948.68	2,948.68	2,948.68	0.00	0.00	<div style="width: 0.00%;"></div>
110	5100	158	2016 - 2017	965.28	0.00	0.00	965.28	965.28	965.28	0.00	0.00	<div style="width: 0.00%;"></div>
110	5200	120	2016 - 2017	1,871,669.60	740,318.98	0.00	1,071,485.61	1,071,485.61	1,071,485.61	59,865.01	3.20	<div style="width: 3.20%;"></div>
110	5200	121	2016 - 2017	7,133.13	0.00	0.00	7,133.13	7,133.13	7,133.13	0.00	0.00	<div style="width: 0.00%;"></div>
110	5200	123	2016 - 2017	38,892.56	8,585.46	0.00	30,307.10	30,307.10	30,307.10	0.00	0.00	<div style="width: 0.00%;"></div>
110	5200	125	2016 - 2017	7,753.68	0.00	0.00	7,753.68	7,753.68	7,753.68	0.00	0.00	<div style="width: 0.00%;"></div>
110	5200	128	2016 - 2017	44,505.83	0.00	0.00	44,505.83	44,505.83	44,505.83	0.00	0.00	<div style="width: 0.00%;"></div>
110	5200	140	2016 - 2017	26,182.43	0.00	0.00	26,182.43	26,182.43	26,182.43	0.00	0.00	<div style="width: 0.00%;"></div>
110	5200	150	2016 - 2017	476,225.57	197,616.88	0.00	278,608.69	278,608.69	278,608.69	0.00	0.00	<div style="width: 0.00%;"></div>
110	5200	151	2016 - 2017	327.15	0.00	0.00	327.15	327.15	327.15	0.00	0.00	<div style="width: 0.00%;"></div>
110	5200	153	2016 - 2017	10,297.36	0.00	0.00	10,297.36	10,297.36	10,297.36	0.00	0.00	<div style="width: 0.00%;"></div>
110	5200	155	2016 - 2017	701.35	0.00	0.00	701.35	701.35	701.35	0.00	0.00	<div style="width: 0.00%;"></div>
110	5200	158	2016 - 2017	23,330.30	0.00	0.00	23,330.30	23,330.30	23,330.30	0.00	0.00	<div style="width: 0.00%;"></div>
110	5200	160	2016 - 2017	51,768.67	21,678.82	0.00	30,089.85	30,089.85	30,089.85	0.00	0.00	<div style="width: 0.00%;"></div>
110	5200	161	2016 - 2017	14,552.47	0.00	0.00	14,552.47	14,552.47	14,552.47	0.00	0.00	<div style="width: 0.00%;"></div>
110	5200	162	2016 - 2017	233.19	0.00	0.00	233.19	233.19	233.19	0.00	0.00	<div style="width: 0.00%;"></div>
110	5200	168	2016 - 2017	2,288.92	0.00	0.00	2,288.92	2,288.92	2,288.92	0.00	0.00	<div style="width: 0.00%;"></div>
110	5300	120	2016 - 2017	283,368.35	119,894.57	0.00	163,473.78	163,473.78	163,473.78	0.00	0.00	<div style="width: 0.00%;"></div>
110	5300	122	2016 - 2017	5,900.00	0.00	0.00	5,900.00	5,900.00	5,900.00	0.00	0.00	<div style="width: 0.00%;"></div>
110	5300	123	2016 - 2017	3,763.23	1,056.69	0.00	2,706.54	2,706.54	2,706.54	0.00	0.00	<div style="width: 0.00%;"></div>

Fund	Function	Object	Year	Budgeted	Committed	Encumbered	Expended MTD	Expended QTD	Expended YTD	Balance	Percent	Visual Percent
110	5300	125	2016 - 2017	1,642.27	0.00	0.00	1,642.27	1,642.27	1,642.27	0.00	0.00	
110	5300	140	2016 - 2017	2,033.96	0.00	0.00	2,033.96	2,033.96	2,033.96	0.00	0.00	
110	5400	120	2016 - 2017	444,486.95	173,404.26	0.00	271,082.69	271,082.69	271,082.69	0.00	0.00	
110	5400	125	2016 - 2017	24,184.28	0.00	0.00	24,184.28	24,184.28	24,184.28	0.00	0.00	
110	5400	140	2016 - 2017	1,300.46	0.00	0.00	1,300.46	1,300.46	1,300.46	0.00	0.00	
110	5500	120	2016 - 2017	199,259.02	92,589.64	0.00	106,669.38	106,669.38	106,669.38	0.00	0.00	
110	5500	122	2016 - 2017	7,943.48	0.00	0.00	7,943.48	7,943.48	7,943.48	0.00	0.00	
110	5500	123	2016 - 2017	13,729.08	528.31	0.00	13,200.77	13,200.77	13,200.77	0.00	0.00	
110	5500	126	2016 - 2017	7,360.00	0.00	0.00	7,360.00	7,360.00	7,360.00	0.00	0.00	
110	5500	132	2016 - 2017	1,991.28	0.00	0.00	1,991.28	1,991.28	1,991.28	0.00	0.00	
110	5500	140	2016 - 2017	2,405.44	0.00	0.00	2,405.44	2,405.44	2,405.44	0.00	0.00	
110	5500	150	2016 - 2017	109,394.38	51,576.20	0.00	57,818.18	57,818.18	57,818.18	0.00	0.00	
110	5500	151	2016 - 2017	825.68	0.00	0.00	825.68	825.68	825.68	0.00	0.00	
110	5500	152	2016 - 2017	3,025.77	0.00	0.00	3,025.77	3,025.77	3,025.77	0.00	0.00	
110	5500	153	2016 - 2017	4,108.54	0.00	0.00	4,108.54	4,108.54	4,108.54	0.00	0.00	
110	5900	166	2016 - 2017	15,175.57	0.00	0.00	15,175.57	15,175.57	15,175.57	0.00	0.00	
			Page Totals	14,874,580.05	5,365,691.91	0.00	8,328,892.11	8,328,892.11	8,328,892.11	1,179,996.03	7.93	
			Grand Totals	15,711,803.94	5,683,790.32	0.00	8,848,017.59	8,848,017.59	8,848,017.59	1,179,996.03	7.51	

Printed on Wednesday, March 22 2017 9:53 AM by Laclarence Mays.

Expense Report

GADSDEN COUNTY SCHOOLS
 CUSTOM DATE 07/01/2016 - 03/22/2017
 PRINTED FROM: FOCUS ERP
 FUND: 110 GENERAL FUND
 SORT: FUND/FUNCTION/OBJECT

Fund	Function	Object	Year	Budgeted	Committed	Encumbered	Expended MTD	Expended QTD	Expended YTD	Balance	Percent	Visual Percent
110	6100	110	2016 - 2017	68,755.48	22,918.51	0.00	45,836.97	45,836.97	45,836.97	0.00	0.00	<div style="width: 100%; height: 10px; background-color: black;"></div>
110	6100	130	2016 - 2017	1,235,838.30	498,633.16	0.00	737,205.12	737,205.12	737,205.12	0.02	0.00	<div style="width: 100%; height: 10px; background-color: black;"></div>
110	6100	133	2016 - 2017	23,781.79	5,939.74	0.00	17,842.05	17,842.05	17,842.05	0.00	0.00	<div style="width: 100%; height: 10px; background-color: black;"></div>
110	6100	135	2016 - 2017	3,042.87	0.00	0.00	3,042.87	3,042.87	3,042.87	0.00	0.00	<div style="width: 100%; height: 10px; background-color: black;"></div>
110	6100	138	2016 - 2017	20,935.48	0.00	0.00	20,935.48	20,935.48	20,935.48	0.00	0.00	<div style="width: 100%; height: 10px; background-color: black;"></div>
110	6100	140	2016 - 2017	10,941.96	0.00	0.00	10,941.96	10,941.96	10,941.96	0.00	0.00	<div style="width: 100%; height: 10px; background-color: black;"></div>
110	6100	153	2016 - 2017	187.50	0.00	0.00	187.50	187.50	187.50	0.00	0.00	<div style="width: 100%; height: 10px; background-color: black;"></div>
110	6100	160	2016 - 2017	57,231.46	21,185.44	0.00	36,046.02	36,046.02	36,046.02	0.00	0.00	<div style="width: 100%; height: 10px; background-color: black;"></div>
110	6100	164	2016 - 2017	873.63	0.00	0.00	873.63	873.63	873.63	0.00	0.00	<div style="width: 100%; height: 10px; background-color: black;"></div>
110	6100	165	2016 - 2017	1,205.91	0.00	0.00	1,205.91	1,205.91	1,205.91	0.00	0.00	<div style="width: 100%; height: 10px; background-color: black;"></div>
			Page Totals	1,422,794.38	548,676.85	0.00	874,117.51	874,117.51	874,117.51	0.02	0.00	<div style="width: 100%; height: 10px; background-color: black;"></div>
			Grand Totals	1,422,794.38	548,676.85	0.00	874,117.51	874,117.51	874,117.51	0.02	0.00	<div style="width: 100%; height: 10px; background-color: black;"></div>

Printed on Wednesday, March 22 2017 10:00 AM by Laclarence Mays.

Expense Report

GADSDEN COUNTY SCHOOLS
 CUSTOM DATE 07/01/2016 - 03/22/2017
 PRINTED FROM: FOCUS ERP
 FUND: 110 GENERAL FUND
 SORT: FUND/FUNCTION/OBJECT

Fund	Function	Object	Year	Budgeted	Committed	Encumbered	Expended MTD	Expended QTD	Expended YTD	Balance	Percent	Visual Percent
110	6200	110	<u>2016 - 2017</u>	72,100.00	24,033.36	0.00	48,066.64	48,066.64	48,066.64	0.00	0.00	<input type="text"/>
110	6200	125	<u>2016 - 2017</u>	2,910.25	0.00	0.00	2,910.25	2,910.25	2,910.25	0.00	0.00	<input type="text"/>
110	6200	130	<u>2016 - 2017</u>	344,373.59	142,344.30	0.00	193,242.39	193,242.39	193,242.39	8,786.90	2.55	<input type="text"/>
110	6200	132	<u>2016 - 2017</u>	582.90	0.00	0.00	582.90	582.90	582.90	0.00	0.00	<input type="text"/>
110	6200	133	<u>2016 - 2017</u>	4,799.66	1,056.62	0.00	3,743.04	3,743.04	3,743.04	0.00	0.00	<input type="text"/>
110	6200	140	<u>2016 - 2017</u>	940.43	0.00	0.00	940.43	940.43	940.43	0.00	0.00	<input type="text"/>
			Page Totals	425,706.83	167,434.28	0.00	249,485.65	249,485.65	249,485.65	8,786.90	2.06	<input type="text"/>
			Grand Totals	425,706.83	167,434.28	0.00	249,485.65	249,485.65	249,485.65	8,786.90	2.06	<input type="text"/>

Printed on Wednesday, March 22 2017 10:02 AM by Laclarence Mays.

Expense Report

GADSDEN COUNTY SCHOOLS
 CUSTOM DATE 07/01/2016 - 03/22/2017
 PRINTED FROM: FOCUS ERP
 FUND: 110 GENERAL FUND
 SORT: FUND/FUNCTION/OBJECT

Fund	Function	Object	Year	Budgeted	Committed	Encumbered	Expended MTD	Expended QTD	Expended YTD	Balance	Percent	Visual Percent
110	6300	110	2016 - 2017	321,595.13	89,442.16	20,710.00	211,442.96	211,442.96	211,442.96	0.01	0.00	<div style="width: 100%; height: 10px; background-color: black;"></div>
110	6300	113	2016 - 2017	582.90	0.00	0.00	582.90	582.90	582.90	0.00	0.00	<div style="width: 100%; height: 10px; background-color: black;"></div>
110	6300	114	2016 - 2017	3,191.50	0.00	0.00	3,191.50	3,191.50	3,191.50	0.00	0.00	<div style="width: 100%; height: 10px; background-color: black;"></div>
110	6300	115	2016 - 2017	10,834.01	0.00	0.00	10,834.01	10,834.01	10,834.01	0.00	0.00	<div style="width: 100%; height: 10px; background-color: black;"></div>
110	6300	130	2016 - 2017	317,473.73	125,981.26	0.00	191,492.47	191,492.47	191,492.47	0.00	0.00	<div style="width: 100%; height: 10px; background-color: black;"></div>
110	6300	133	2016 - 2017	6,430.50	2,030.84	0.00	4,399.66	4,399.66	4,399.66	0.00	0.00	<div style="width: 100%; height: 10px; background-color: black;"></div>
110	6300	138	2016 - 2017	2,090.64	0.00	0.00	2,090.64	2,090.64	2,090.64	0.00	0.00	<div style="width: 100%; height: 10px; background-color: black;"></div>
110	6300	140	2016 - 2017	705.60	0.00	0.00	705.60	705.60	705.60	0.00	0.00	<div style="width: 100%; height: 10px; background-color: black;"></div>
110	6300	160	2016 - 2017	114,272.58	39,436.24	0.00	74,836.32	74,836.32	74,836.32	0.02	0.00	<div style="width: 100%; height: 10px; background-color: black;"></div>
110	6300	161	2016 - 2017	1,812.20	0.00	0.00	1,812.20	1,812.20	1,812.20	0.00	0.00	<div style="width: 100%; height: 10px; background-color: black;"></div>
110	6300	164	2016 - 2017	19,193.13	0.00	0.00	19,193.13	19,193.13	19,193.13	0.00	0.00	<div style="width: 100%; height: 10px; background-color: black;"></div>
110	6300	165	2016 - 2017	4,217.94	0.00	0.00	4,217.94	4,217.94	4,217.94	0.00	0.00	<div style="width: 100%; height: 10px; background-color: black;"></div>
			Page Totals	802,399.86	256,890.50	20,710.00	524,799.33	524,799.33	524,799.33	0.03	0.00	<div style="width: 100%; height: 10px; background-color: black;"></div>
			Grand Totals	802,399.86	256,890.50	20,710.00	524,799.33	524,799.33	524,799.33	0.03	0.00	<div style="width: 100%; height: 10px; background-color: black;"></div>

Printed on Wednesday, March 22 2017 10:03 AM by Laclarence Mays.

Expense Report

GADSDEN COUNTY SCHOOLS
 CUSTOM DATE 07/01/2016 - 03/22/2017
 PRINTED FROM: FOCUS ERP
 FUND: 110 GENERAL FUND
 SORT: FUND/FUNCTION/OBJECT

Fund	Function	Object	Year	Budgeted	Committed	Encumbered	Expended MTD	Expended QTD	Expended YTD	Balance	Percent	Visual Percent
110	6400	122	2016 - 2017	60,000.00	0.00	0.00	0.00	0.00	0.00	60,000.00	100.00	<div style="width: 100%; height: 10px; background-color: black;"></div>
110	6400	123	2016 - 2017	950.00	0.00	0.00	950.00	950.00	950.00	0.00	0.00	<div style="width: 0%; height: 10px; background-color: black;"></div>
110	6400	130	2016 - 2017	110,210.00	36,736.72	0.00	73,473.28	73,473.28	73,473.28	0.00	0.00	<div style="width: 0%; height: 10px; background-color: black;"></div>
110	6400	132	2016 - 2017	10,000.00	0.00	0.00	0.00	0.00	0.00	10,000.00	100.00	<div style="width: 100%; height: 10px; background-color: black;"></div>
110	6400	133	2016 - 2017	1,882.90	0.00	0.00	1,882.90	1,882.90	1,882.90	0.00	0.00	<div style="width: 0%; height: 10px; background-color: black;"></div>
			Page Totals	183,042.90	36,736.72	0.00	76,306.18	76,306.18	76,306.18	70,000.00	38.24	<div style="width: 38.24%; height: 10px; background-color: black;"></div>
			Grand Totals	183,042.90	36,736.72	0.00	76,306.18	76,306.18	76,306.18	70,000.00	38.24	<div style="width: 38.24%; height: 10px; background-color: black;"></div>

Printed on Wednesday, March 22 2017 10:06 AM by Laclarence Mays.

Expense Report

GADSDEN COUNTY SCHOOLS
 CUSTOM DATE 07/01/2016 - 03/22/2017
 PRINTED FROM: FOCUS ERP
 FUND: 110 GENERAL FUND
 SORT: FUND/FUNCTION/OBJECT

Fund	Function	Object	Year	Budgeted	Committed	Encumbered	Expended MTD	Expended QTD	Expended YTD	Balance	Percent	Visual Percent
110	6500	160	2016 - 2017	33,063.89	12,274.27	0.00	20,449.20	20,449.20	20,449.20	340.42	1.03	▬
			Page Totals	33,063.89	12,274.27	0.00	20,449.20	20,449.20	20,449.20	340.42	1.03	▬
			Grand Totals	33,063.89	12,274.27	0.00	20,449.20	20,449.20	20,449.20	340.42	1.03	▬

Printed on Wednesday, March 22 2017 10:06 AM by Laclarence Mays.

Expense Report

GADSDEN COUNTY SCHOOLS
 CUSTOM DATE 07/01/2016 - 03/22/2017
 PRINTED FROM: FOCUS ERP
 FUND: 110 GENERAL FUND
 SORT: FUND/FUNCTION/OBJECT

Fund	Function	Object	Year	Budgeted	Committed	Encumbered	Expended MTD	Expended QTD	Expended YTD	Balance	Percent	Visual Percent
110	7100	110	2016 - 2017	5,770.45	0.00	0.00	5,770.45	5,770.45	5,770.45	0.00	0.00	<div style="width: 100%; height: 10px; background-color: black;"></div>
110	7100	161	2016 - 2017	123.20	0.00	0.00	123.20	123.20	123.20	0.00	0.00	<div style="width: 100%; height: 10px; background-color: black;"></div>
110	7100	170	2016 - 2017	129,704.22	46,797.30	0.00	82,906.92	82,906.92	82,906.92	0.00	0.00	<div style="width: 100%; height: 10px; background-color: black;"></div>
			Page Totals	135,597.87	46,797.30	0.00	88,800.57	88,800.57	88,800.57	0.00	0.00	<div style="width: 100%; height: 10px; background-color: black;"></div>
			Grand Totals	135,597.87	46,797.30	0.00	88,800.57	88,800.57	88,800.57	0.00	0.00	<div style="width: 100%; height: 10px; background-color: black;"></div>

Printed on Wednesday, March 22 2017 10:12 AM by Laclarence Mays.

Expense Report

GADSDEN COUNTY SCHOOLS
 CUSTOM DATE 07/01/2016 - 03/22/2017
 PRINTED FROM: FOCUS ERP
 FUND: 110 GENERAL FUND
 SORT: FUND/FUNCTION/OBJECT

Fund	Function	Object	Year	Budgeted	Committed	Encumbered	Expended MTD	Expended QTD	Expended YTD	Balance	Percent	Visual Percent
110	7200	110	2016 - 2017	176,950.11	63,696.89	0.00	113,253.22	113,253.22	113,253.22	0.00	0.00	<div style="width: 0%; height: 10px; background-color: black;"></div>
110	7200	111	2016 - 2017	4,167.76	0.00	0.00	4,167.76	4,167.76	4,167.76	0.00	0.00	<div style="width: 0%; height: 10px; background-color: black;"></div>
110	7200	113	2016 - 2017	500.01	0.00	0.00	500.01	500.01	500.01	0.00	0.00	<div style="width: 0%; height: 10px; background-color: black;"></div>
110	7200	160	2016 - 2017	155,759.55	52,565.55	0.00	101,321.77	101,321.77	101,321.77	1,872.23	1.20	<div style="width: 1.2%; height: 10px; background-color: black;"></div>
110	7200	161	2016 - 2017	8,425.96	0.00	0.00	8,425.96	8,425.96	8,425.96	0.00	0.00	<div style="width: 0%; height: 10px; background-color: black;"></div>
110	7200	165	2016 - 2017	3,942.75	0.00	0.00	3,942.75	3,942.75	3,942.75	0.00	0.00	<div style="width: 0%; height: 10px; background-color: black;"></div>
			Page Totals	349,746.14	116,262.44	0.00	231,611.47	231,611.47	231,611.47	1,872.23	0.54	<div style="width: 0.54%; height: 10px; background-color: black;"></div>
			Grand Totals	349,746.14	116,262.44	0.00	231,611.47	231,611.47	231,611.47	1,872.23	0.54	<div style="width: 0.54%; height: 10px; background-color: black;"></div>

Printed on Wednesday, March 22 2017 10:12 AM by Laclarence Mays.

Expense Report

GADSDEN COUNTY SCHOOLS
 CUSTOM DATE 07/01/2016 - 03/22/2017
 PRINTED FROM: FOCUS ERP
 FUND: 110 GENERAL FUND
 SORT: FUND/FUNCTION/OBJECT

Fund	Function	Object	Year	Budgeted	Committed	Encumbered	Expended MTD	Expended QTD	Expended YTD	Balance	Percent	Visual Percent
110	7300	110	2016 - 2017	1,908,477.85	712,510.04	0.00	1,195,967.81	1,195,967.81	1,195,967.81	0.00	0.00	<div style="width: 100%; height: 10px; background-color: black;"></div>
110	7300	113	2016 - 2017	11,225.95	0.00	0.00	11,225.95	11,225.95	11,225.95	0.00	0.00	<div style="width: 100%; height: 10px; background-color: black;"></div>
110	7300	115	2016 - 2017	7,320.52	0.00	0.00	7,320.52	7,320.52	7,320.52	0.00	0.00	<div style="width: 100%; height: 10px; background-color: black;"></div>
110	7300	118	2016 - 2017	10,468.47	0.00	0.00	10,468.47	10,468.47	10,468.47	0.00	0.00	<div style="width: 100%; height: 10px; background-color: black;"></div>
110	7300	160	2016 - 2017	874,376.57	316,343.41	0.00	557,506.32	557,506.32	557,506.32	526.84	0.06	<div style="width: 100%; height: 10px; background-color: black;"></div>
110	7300	161	2016 - 2017	500.00	0.00	0.00	500.00	500.00	500.00	0.00	0.00	<div style="width: 100%; height: 10px; background-color: black;"></div>
110	7300	163	2016 - 2017	6,044.72	0.00	0.00	6,044.72	6,044.72	6,044.72	0.00	0.00	<div style="width: 100%; height: 10px; background-color: black;"></div>
110	7300	165	2016 - 2017	1,577.53	0.00	0.00	1,577.53	1,577.53	1,577.53	0.00	0.00	<div style="width: 100%; height: 10px; background-color: black;"></div>
110	7300	166	2016 - 2017	5,833.58	0.00	0.00	5,833.58	5,833.58	5,833.58	0.00	0.00	<div style="width: 100%; height: 10px; background-color: black;"></div>
110	7300	168	2016 - 2017	830.35	0.00	0.00	830.35	830.35	830.35	0.00	0.00	<div style="width: 100%; height: 10px; background-color: black;"></div>
			Page Totals	2,826,655.54	1,028,853.45	0.00	1,797,275.25	1,797,275.25	1,797,275.25	526.84	0.02	<div style="width: 100%; height: 10px; background-color: black;"></div>
			Grand Totals	2,826,655.54	1,028,853.45	0.00	1,797,275.25	1,797,275.25	1,797,275.25	526.84	0.02	<div style="width: 100%; height: 10px; background-color: black;"></div>

Printed on Wednesday, March 22 2017 10:18 AM by Laclarence Mays.

Expense Report

GADSDEN COUNTY SCHOOLS
 CUSTOM DATE 07/01/2016 - 03/22/2017
 PRINTED FROM: FOCUS ERP
 FUND: 110 GENERAL FUND
 SORT: FUND/FUNCTION/OBJECT

Fund	Function	Object	Year	Budgeted	Committed	Encumbered	Expended MTD	Expended QTD	Expended YTD	Balance	Percent	Visual Percent
110	7400	110	2016 - 2017	70,555.00	23,518.36	0.00	47,036.64	47,036.64	47,036.64	0.00	0.00	<div style="border: 1px solid black; width: 100%; height: 10px;"></div>
			Page Totals	70,555.00	23,518.36	0.00	47,036.64	47,036.64	47,036.64	0.00	0.00	<div style="border: 1px solid black; width: 100%; height: 10px;"></div>
			Grand Totals	70,555.00	23,518.36	0.00	47,036.64	47,036.64	47,036.64	0.00	0.00	<div style="border: 1px solid black; width: 100%; height: 10px;"></div>

Printed on Wednesday, March 22 2017 10:18 AM by Laclarence Mays.

Expense Report

GADSDEN COUNTY SCHOOLS
 CUSTOM DATE 07/01/2016 - 03/22/2017
 PRINTED FROM: FOCUS ERP
 FUND: 110 GENERAL FUND
 SORT: FUND/FUNCTION/OBJECT

Fund	Function	Object	Year	Budgeted	Committed	Encumbered	Expended MTD	Expended QTD	Expended YTD	Balance	Percent	Visual Percent
110	7500	110	2016 - 2017	122,898.30	41,169.96	0.00	81,728.34	81,728.34	81,728.34	0.00	0.00	
110	7500	160	2016 - 2017	183,430.29	60,144.08	0.00	123,286.21	123,286.21	123,286.21	0.00	0.00	
110	7500	161	2016 - 2017	5,177.24	0.00	0.00	5,177.24	5,177.24	5,177.24	0.00	0.00	
110	7500	165	2016 - 2017	4,787.87	0.00	0.00	4,787.87	4,787.87	4,787.87	0.00	0.00	
			Page Totals	316,293.70	101,314.04	0.00	214,979.66	214,979.66	214,979.66	0.00	0.00	
			Grand Totals	316,293.70	101,314.04	0.00	214,979.66	214,979.66	214,979.66	0.00	0.00	

Printed on Wednesday, March 22 2017 10:19 AM by Laclarence Mays.

Expense Report

GADSDEN COUNTY SCHOOLS
 CUSTOM DATE 07/01/2016 - 03/22/2017
 PRINTED FROM: FOCUS ERP
 FUND: 110 GENERAL FUND
 SORT: FUND/FUNCTION/OBJECT

Fund	Function	Object	Year	Budgeted	Committed	Encumbered	Expended MTD	Expended QTD	Expended YTD	Balance	Percent	Visual Percent
110	7700	110	2016 - 2017	98,045.48	32,702.50	0.00	65,342.97	65,342.97	65,342.97	0.01	0.00	<input type="text"/>
110	7700	160	2016 - 2017	133,330.96	44,743.46	0.00	88,587.50	88,587.50	88,587.50	0.00	0.00	<input type="text"/>
110	7700	161	2016 - 2017	2,198.19	0.00	0.00	2,198.19	2,198.19	2,198.19	0.00	0.00	<input type="text"/>
			Page Totals	233,574.63	77,445.96	0.00	156,128.66	156,128.66	156,128.66	0.01	0.00	<input type="text"/>
			Grand Totals	233,574.63	77,445.96	0.00	156,128.66	156,128.66	156,128.66	0.01	0.00	<input type="text"/>

Printed on Wednesday, March 22 2017 10:21 AM by Laclarence Mays.

Expense Report

GADSDEN COUNTY SCHOOLS
 CUSTOM DATE 07/01/2016 - 03/22/2017
 PRINTED FROM: FOCUS ERP
 FUND: 110 GENERAL FUND
 SORT: FUND/FUNCTION/OBJECT

Fund	Function	Object	Year	Budgeted	Committed	Encumbered	Expended MTD	Expended QTD	Expended YTD	Balance	Percent	Visual Percent
110	7800	110	2016 - 2017	74,697.00	24,899.00	0.00	49,798.00	49,798.00	49,798.00	0.00	0.00	<div style="width: 100%; height: 10px; background-color: black;"></div>
110	7800	140	2016 - 2017	72,136.65	0.00	0.00	72,136.65	72,136.65	72,136.65	0.00	0.00	<div style="width: 100%; height: 10px; background-color: black;"></div>
110	7800	160	2016 - 2017	1,143,422.57	459,669.20	0.00	683,753.37	683,753.37	683,753.37	0.00	0.00	<div style="width: 100%; height: 10px; background-color: black;"></div>
110	7800	161	2016 - 2017	300,978.29	0.00	0.00	300,978.29	300,978.29	300,978.29	0.00	0.00	<div style="width: 100%; height: 10px; background-color: black;"></div>
110	7800	162	2016 - 2017	9,183.94	0.00	0.00	9,183.94	9,183.94	9,183.94	0.00	0.00	<div style="width: 100%; height: 10px; background-color: black;"></div>
110	7800	163	2016 - 2017	1,350.00	0.00	0.00	1,350.00	1,350.00	1,350.00	0.00	0.00	<div style="width: 100%; height: 10px; background-color: black;"></div>
110	7800	165	2016 - 2017	3,741.03	0.00	0.00	3,741.03	3,741.03	3,741.03	0.00	0.00	<div style="width: 100%; height: 10px; background-color: black;"></div>
110	7800	166	2016 - 2017	7,524.00	0.00	0.00	7,524.00	7,524.00	7,524.00	0.00	0.00	<div style="width: 100%; height: 10px; background-color: black;"></div>
110	7800	168	2016 - 2017	32,726.48	0.00	0.00	32,726.48	32,726.48	32,726.48	0.00	0.00	<div style="width: 100%; height: 10px; background-color: black;"></div>
			Page Totals	1,645,759.96	484,568.20	0.00	1,161,191.76	1,161,191.76	1,161,191.76	0.00	0.00	<div style="width: 100%; height: 10px; background-color: black;"></div>
			Grand Totals	1,645,759.96	484,568.20	0.00	1,161,191.76	1,161,191.76	1,161,191.76	0.00	0.00	<div style="width: 100%; height: 10px; background-color: black;"></div>

Printed on Wednesday, March 22 2017 10:22 AM by Laclarence Mays.

Expense Report

GADSDEN COUNTY SCHOOLS
 CUSTOM DATE 07/01/2016 - 03/22/2017
 PRINTED FROM: FOCUS ERP
 FUND: 110 GENERAL FUND
 SORT: FUND/FUNCTION/OBJECT

Fund	Function	Object	Year	Budgeted	Committed	Encumbered	Expended MTD	Expended QTD	Expended YTD	Balance	Percent	Visual Percent
110	7900	140	2016 - 2017	23,868.28	0.00	0.00	23,868.28	23,868.28	23,868.28	0.00	0.00	<div style="width: 0%; height: 10px; background-color: black;"></div>
110	7900	160	2016 - 2017	1,233,751.43	471,563.69	0.00	753,407.07	753,407.07	753,407.07	8,780.67	0.71	<div style="width: 71%; height: 10px; background-color: black;"></div>
110	7900	163	2016 - 2017	10,590.76	0.00	0.00	10,590.76	10,590.76	10,590.76	0.00	0.00	<div style="width: 0%; height: 10px; background-color: black;"></div>
110	7900	165	2016 - 2017	2,066.71	0.00	0.00	2,066.71	2,066.71	2,066.71	0.00	0.00	<div style="width: 0%; height: 10px; background-color: black;"></div>
110	7900	168	2016 - 2017	3,334.36	0.00	0.00	3,334.36	3,334.36	3,334.36	0.00	0.00	<div style="width: 0%; height: 10px; background-color: black;"></div>
			Page Totals	1,273,611.54	471,563.69	0.00	793,267.18	793,267.18	793,267.18	8,780.67	0.69	<div style="width: 69%; height: 10px; background-color: black;"></div>
			Grand Totals	1,273,611.54	471,563.69	0.00	793,267.18	793,267.18	793,267.18	8,780.67	0.69	<div style="width: 69%; height: 10px; background-color: black;"></div>

Printed on Wednesday, March 22 2017 10:24 AM by Laclarence Mays.

Expense Report

GADSDEN COUNTY SCHOOLS
 CUSTOM DATE 07/01/2016 - 03/22/2017
 PRINTED FROM: FOCUS ERP
 FUND: 110 GENERAL FUND
 SORT: FUND/FUNCTION/OBJECT

Fund	Function	Object	Year	Budgeted	Committed	Encumbered	Expended MTD	Expended QTD	Expended YTD	Balance	Percent	Visual Percent
110	8100	160	2016 - 2017	492,331.65	156,012.08	0.00	336,319.56	336,319.56	336,319.56	0.01	0.00	<div style="width: 100%; height: 10px; background-color: black;"></div>
110	8100	161	2016 - 2017	2,799.04	0.00	0.00	2,799.04	2,799.04	2,799.04	0.00	0.00	<div style="width: 100%; height: 10px; background-color: black;"></div>
110	8100	163	2016 - 2017	331.23	0.00	0.00	331.23	331.23	331.23	0.00	0.00	<div style="width: 100%; height: 10px; background-color: black;"></div>
110	8100	165	2016 - 2017	15,200.39	0.00	0.00	15,200.39	15,200.39	15,200.39	0.00	0.00	<div style="width: 100%; height: 10px; background-color: black;"></div>
			Page Totals	510,662.31	156,012.08	0.00	354,650.22	354,650.22	354,650.22	0.01	0.00	<div style="width: 100%; height: 10px; background-color: black;"></div>
			Grand Totals	510,662.31	156,012.08	0.00	354,650.22	354,650.22	354,650.22	0.01	0.00	<div style="width: 100%; height: 10px; background-color: black;"></div>

Printed on Wednesday, March 22 2017 10:24 AM by Laclarence Mays.

Expense Report

GADSDEN COUNTY SCHOOLS
 CUSTOM DATE 07/01/2016 - 03/22/2017
 PRINTED FROM: FOCUS ERP
 FUND: 110 GENERAL FUND
 SORT: FUND/FUNCTION/OBJECT

Fund	Function	Object	Year	Budgeted	Committed	Encumbered	Expended MTD	Expended QTD	Expended YTD	Balance	Percent	Visual Percent
110	8200	160	2016 - 2017	355,143.39	118,943.63	0.00	236,199.76	236,199.76	236,199.76	0.00	0.00	<div style="width: 100%; height: 10px; background-color: black;"></div>
110	8200	164	2016 - 2017	17,550.22	0.00	0.00	17,550.22	17,550.22	17,550.22	0.00	0.00	<div style="width: 100%; height: 10px; background-color: black;"></div>
110	8200	165	2016 - 2017	5,597.71	0.00	0.00	5,597.71	5,597.71	5,597.71	0.00	0.00	<div style="width: 100%; height: 10px; background-color: black;"></div>
			Page Totals	378,291.32	118,943.63	0.00	259,347.69	259,347.69	259,347.69	0.00	0.00	<div style="width: 100%; height: 10px; background-color: black;"></div>
			Grand Totals	378,291.32	118,943.63	0.00	259,347.69	259,347.69	259,347.69	0.00	0.00	<div style="width: 100%; height: 10px; background-color: black;"></div>

Printed on Wednesday, March 22 2017 10:24 AM by Laclarence Mays.

Expense Report

GADSDEN COUNTY SCHOOLS
 CUSTOM DATE 07/01/2016 - 03/22/2017
 PRINTED FROM: FOCUS ERP
 FUND: 110 GENERAL FUND
 SORT: FUND/FUNCTION/OBJECT

Fund	Function	Object	Year	Budgeted	Committed	Encumbered	Expended MTD	Expended QTD	Expended YTD	Balance	Percent	Visual Percent
110	9100	166	2016 - 2017	158,344.31	0.00	0.00	158,344.31	158,344.31	158,344.31	0.00	0.00	<div style="width: 100%; height: 10px; background-color: black;"></div>
			Page Totals	158,344.31	0.00	0.00	158,344.31	158,344.31	158,344.31	0.00	0.00	<div style="width: 100%; height: 10px; background-color: black;"></div>
			Grand Totals	158,344.31	0.00	0.00	158,344.31	158,344.31	158,344.31	0.00	0.00	<div style="width: 100%; height: 10px; background-color: black;"></div>

Printed on Wednesday, March 22 2017 10:25 AM by Laclarence Mays.

Expense Report

GADSDEN COUNTY SCHOOLS
 CUSTOM DATE 07/01/2016 - 03/22/2017
 PRINTED FROM: FOCUS ERP
 FUND: 110 GENERAL FUND
 SORT: FUND/FUNCTION/OBJECT

Fund	Function	Object	Year	Budgeted	Committed	Encumbered	Expended MTD	Expended QTD	Expended YTD	Balance	Percent	Visual Percent
110	5100	210	2016 - 2017	802,671.70	327,014.42	0.00	472,249.37	472,249.37	472,249.37	3,407.91	0.42	<div style="width: 42%;"></div>
110	5100	220	2016 - 2017	807,178.26	327,156.03	0.00	474,939.83	474,939.83	474,939.83	5,082.40	0.63	<div style="width: 63%;"></div>
110	5100	230	2016 - 2017	1,053,512.43	431,004.26	0.00	615,595.05	615,595.05	615,595.05	6,913.12	0.66	<div style="width: 66%;"></div>
110	5100	232	2016 - 2017	25,113.28	10,442.64	0.00	14,531.68	14,531.68	14,531.68	138.96	0.55	<div style="width: 55%;"></div>
110	5100	240	2016 - 2017	53,735.64	19,834.51	0.00	33,786.71	33,786.71	33,786.71	114.42	0.21	<div style="width: 21%;"></div>
110	5200	210	2016 - 2017	200,302.24	77,662.67	0.00	118,137.72	118,137.72	118,137.72	4,501.85	2.25	<div style="width: 225%;"></div>
110	5200	220	2016 - 2017	188,986.36	74,067.36	0.00	109,447.43	109,447.43	109,447.43	5,471.57	2.90	<div style="width: 290%;"></div>
110	5200	230	2016 - 2017	345,547.88	142,541.43	0.00	197,499.03	197,499.03	197,499.03	5,507.42	1.59	<div style="width: 159%;"></div>
110	5200	232	2016 - 2017	6,352.34	2,585.64	0.00	3,640.70	3,640.70	3,640.70	126.00	1.98	<div style="width: 198%;"></div>
110	5200	240	2016 - 2017	15,869.52	5,703.88	0.00	9,866.99	9,866.99	9,866.99	298.65	1.88	<div style="width: 188%;"></div>
110	5300	210	2016 - 2017	24,400.33	10,295.94	0.00	14,104.38	14,104.38	14,104.38	0.01	0.00	<div style="width: 0%;"></div>
110	5300	220	2016 - 2017	21,621.62	9,252.78	0.00	12,222.85	12,222.85	12,222.85	145.99	0.68	<div style="width: 68%;"></div>
110	5300	230	2016 - 2017	33,299.86	14,130.73	0.00	19,169.13	19,169.13	19,169.13	0.00	0.00	<div style="width: 0%;"></div>
110	5300	232	2016 - 2017	831.96	350.40	0.00	481.56	481.56	481.56	0.00	0.00	<div style="width: 0%;"></div>
110	5300	240	2016 - 2017	1,507.82	611.48	0.00	896.32	896.32	896.32	0.02	0.00	<div style="width: 0%;"></div>
110	5400	210	2016 - 2017	40,057.06	15,890.37	0.00	24,166.69	24,166.69	24,166.69	0.00	0.00	<div style="width: 0%;"></div>
110	5400	220	2016 - 2017	34,799.20	13,265.45	0.00	21,434.04	21,434.04	21,434.04	99.71	0.29	<div style="width: 29%;"></div>
110	5400	230	2016 - 2017	29,539.80	12,041.14	0.00	17,498.66	17,498.66	17,498.66	0.00	0.00	<div style="width: 0%;"></div>
110	5400	232	2016 - 2017	1,096.92	425.52	0.00	671.40	671.40	671.40	0.00	0.00	<div style="width: 0%;"></div>
110	5400	240	2016 - 2017	2,326.92	814.27	0.00	1,512.65	1,512.65	1,512.65	0.00	0.00	<div style="width: 0%;"></div>
110	5500	210	2016 - 2017	23,605.46	10,778.38	0.00	12,827.05	12,827.05	12,827.05	0.03	0.00	<div style="width: 0%;"></div>
110	5500	220	2016 - 2017	26,024.69	11,069.11	0.00	14,808.22	14,808.22	14,808.22	147.36	0.57	<div style="width: 57%;"></div>
110	5500	230	2016 - 2017	42,003.43	19,753.75	0.00	22,249.68	22,249.68	22,249.68	0.00	0.00	<div style="width: 0%;"></div>
110	5500	232	2016 - 2017	883.67	421.28	0.00	462.39	462.39	462.39	0.00	0.00	<div style="width: 0%;"></div>
110	5500	240	2016 - 2017	1,782.65	735.27	0.00	1,047.38	1,047.38	1,047.38	0.00	0.00	<div style="width: 0%;"></div>
110	5900	220	2016 - 2017	1,160.96	0.00	0.00	1,160.96	1,160.96	1,160.96	0.00	0.00	<div style="width: 0%;"></div>
110	5900	240	2016 - 2017	77.45	0.00	0.00	77.45	77.45	77.45	0.00	0.00	<div style="width: 0%;"></div>
			Page Totals	3,784,289.45	1,537,848.71	0.00	2,214,485.32	2,214,485.32	2,214,485.32	31,955.42	0.84	<div style="width: 84%;"></div>
			Grand Totals	3,784,289.45	1,537,848.71	0.00	2,214,485.32	2,214,485.32	2,214,485.32	31,955.42	0.84	<div style="width: 84%;"></div>

Expense Report

GADSDEN COUNTY SCHOOLS
 CUSTOM DATE 07/01/2016 - 03/22/2017
 PRINTED FROM: FOCUS ERP
 FUND: 110 GENERAL FUND
 SORT: FUND/FUNCTION/OBJECT

Fund	Function	Object	Year	Budgeted	Committed	Encumbered	Expended MTD	Expended QTD	Expended YTD	Balance	Percent	Visual Percent
110	6100	210	<u>2016 - 2017</u>	106,592.13	42,143.38	0.00	64,448.69	64,448.69	64,448.69	0.06	0.00	<input type="text"/>
110	6100	220	<u>2016 - 2017</u>	105,274.09	41,973.78	0.00	62,845.21	62,845.21	62,845.21	455.10	0.43	<input type="text"/>
110	6100	230	<u>2016 - 2017</u>	127,336.44	48,643.07	0.00	78,693.35	78,693.35	78,693.35	0.02	0.00	<input type="text"/>
110	6100	232	<u>2016 - 2017</u>	3,410.83	1,349.70	0.00	2,061.10	2,061.10	2,061.10	0.03	0.00	<input type="text"/>
110	6100	240	<u>2016 - 2017</u>	6,985.91	2,527.49	0.00	4,458.39	4,458.39	4,458.39	0.03	0.00	<input type="text"/>
			Page Totals	349,599.40	136,637.42	0.00	212,506.74	212,506.74	212,506.74	455.24	0.13	<input type="text"/>
			Grand Totals	349,599.40	136,637.42	0.00	212,506.74	212,506.74	212,506.74	455.24	0.13	<input type="text"/>

Printed on Wednesday, March 22 2017 10:31 AM by Laclarence Mays.

Expense Report

GADSDEN COUNTY SCHOOLS
 CUSTOM DATE 07/01/2016 - 03/22/2017
 PRINTED FROM: FOCUS ERP
 FUND: 110 GENERAL FUND
 SORT: FUND/FUNCTION/OBJECT

Fund	Function	Object	Year	Budgeted	Committed	Encumbered	Expended MTD	Expended QTD	Expended YTD	Balance	Percent	Visual Percent
110	6200	210	2016 - 2017	33,079.46	13,251.75	0.00	19,166.92	19,166.92	19,166.92	660.79	2.00	<div style="width: 2.00%; border: 1px solid black;"></div>
110	6200	220	2016 - 2017	31,453.19	12,808.75	0.00	17,808.91	17,808.91	17,808.91	835.53	2.66	<div style="width: 2.66%; border: 1px solid black;"></div>
110	6200	230	2016 - 2017	37,172.00	15,193.21	0.00	20,682.58	20,682.58	20,682.58	1,296.21	3.49	<div style="width: 3.49%; border: 1px solid black;"></div>
110	6200	232	2016 - 2017	1,035.16	409.68	0.00	599.56	599.56	599.56	25.92	2.50	<div style="width: 2.50%; border: 1px solid black;"></div>
110	6200	240	2016 - 2017	2,162.55	845.30	0.00	1,272.42	1,272.42	1,272.42	44.83	2.07	<div style="width: 2.07%; border: 1px solid black;"></div>
			Page Totals	104,902.36	42,508.69	0.00	59,530.39	59,530.39	59,530.39	2,863.28	2.73	<div style="width: 2.73%; border: 1px solid black;"></div>
			Grand Totals	104,902.36	42,508.69	0.00	59,530.39	59,530.39	59,530.39	2,863.28	2.73	<div style="width: 2.73%; border: 1px solid black;"></div>

Printed on Wednesday, March 22 2017 10:32 AM by Laclarence Mays.

Expense Report

GADSDEN COUNTY SCHOOLS
 CUSTOM DATE 07/01/2016 - 03/22/2017
 PRINTED FROM: FOCUS ERP
 FUND: 110 GENERAL FUND
 SORT: FUND/FUNCTION/OBJECT

Fund	Function	Object	Year	Budgeted	Committed	Encumbered	Expended MTD	Expended QTD	Expended YTD	Balance	Percent	Visual Percent
110	6300	210	<u>2016 - 2017</u>	63,170.70	22,299.20	0.00	40,871.47	40,871.47	40,871.47	0.03	0.00	<input type="text"/>
110	6300	220	<u>2016 - 2017</u>	55,258.66	19,652.16	0.00	35,268.59	35,268.59	35,268.59	337.91	0.61	<input type="text"/>
110	6300	230	<u>2016 - 2017</u>	68,662.37	26,327.60	0.00	42,334.74	42,334.74	42,334.74	0.03	0.00	<input type="text"/>
110	6300	232	<u>2016 - 2017</u>	1,991.85	740.16	0.00	1,251.69	1,251.69	1,251.69	0.00	0.00	<input type="text"/>
110	6300	240	<u>2016 - 2017</u>	3,835.20	1,299.80	0.00	2,535.40	2,535.40	2,535.40	0.00	0.00	<input type="text"/>
			Page Totals	192,918.78	70,318.92	0.00	122,261.89	122,261.89	122,261.89	337.97	0.18	<input type="text"/>
			Grand Totals	192,918.78	70,318.92	0.00	122,261.89	122,261.89	122,261.89	337.97	0.18	<input type="text"/>

Printed on Wednesday, March 22 2017 10:33 AM by Laclarence Mays.

Expense Report

GADSDEN COUNTY SCHOOLS
 CUSTOM DATE 07/01/2016 - 03/22/2017
 PRINTED FROM: FOCUS ERP
 FUND: 110 GENERAL FUND
 SORT: FUND/FUNCTION/OBJECT

Fund	Function	Object	Year	Budgeted	Committed	Encumbered	Expended MTD	Expended QTD	Expended YTD	Balance	Percent	Visual Percent
110	6400	210	2016 - 2017	6,571.31	2,190.43	0.00	4,380.87	4,380.87	4,380.87	0.01	0.00	<div style="width: 0%; height: 10px; background-color: black;"></div>
110	6400	220	2016 - 2017	8,290.98	2,810.36	0.00	5,427.92	5,427.92	5,427.92	52.70	0.64	<div style="width: 64%; height: 10px; background-color: black;"></div>
110	6400	230	2016 - 2017	10,171.38	3,456.56	0.00	6,714.82	6,714.82	6,714.82	0.00	0.00	<div style="width: 0%; height: 10px; background-color: black;"></div>
110	6400	232	2016 - 2017	314.88	106.56	0.00	208.32	208.32	208.32	0.00	0.00	<div style="width: 0%; height: 10px; background-color: black;"></div>
110	6400	240	2016 - 2017	576.53	187.36	0.00	389.16	389.16	389.16	0.01	0.00	<div style="width: 0%; height: 10px; background-color: black;"></div>
			Page Totals	25,925.08	8,751.27	0.00	17,121.09	17,121.09	17,121.09	52.72	0.20	<div style="width: 20%; height: 10px; background-color: black;"></div>
			Grand Totals	25,925.08	8,751.27	0.00	17,121.09	17,121.09	17,121.09	52.72	0.20	<div style="width: 20%; height: 10px; background-color: black;"></div>

Printed on Wednesday, March 22 2017 10:33 AM by Laclarence Mays.

Expense Report

GADSDEN COUNTY SCHOOLS
 CUSTOM DATE 07/01/2016 - 03/22/2017
 PRINTED FROM: FOCUS ERP
 FUND: 110 GENERAL FUND
 SORT: FUND/FUNCTION/OBJECT

Fund	Function	Object	Year	Budgeted	Committed	Encumbered	Expended MTD	Expended QTD	Expended YTD	Balance	Percent	Visual Percent
110	6500	210	2016 - 2017	4,295.02	1,594.43	0.00	2,656.37	2,656.37	2,656.37	44.22	1.03	<input type="text"/>
110	6500	220	2016 - 2017	2,225.31	938.98	0.00	1,215.47	1,215.47	1,215.47	70.86	3.18	<input type="text"/>
110	6500	230	2016 - 2017	5,085.69	1,728.28	0.00	3,357.41	3,357.41	3,357.41	0.00	0.00	<input type="text"/>
110	6500	232	2016 - 2017	105.36	35.52	0.00	69.84	69.84	69.84	0.00	0.00	<input type="text"/>
110	6500	240	2016 - 2017	168.62	62.60	0.00	104.28	104.28	104.28	1.74	1.03	<input type="text"/>
			Page Totals	11,880.00	4,359.81	0.00	7,403.37	7,403.37	7,403.37	116.82	0.98	<input type="text"/>
			Grand Totals	11,880.00	4,359.81	0.00	7,403.37	7,403.37	7,403.37	116.82	0.98	<input type="text"/>

Printed on Wednesday, March 22 2017 10:36 AM by Laclarence Mays.

Expense Report









GADSDEN COUNTY SCHOOLS
 CUSTOM DATE 07/01/2016 - 03/22/2017
 PRINTED FROM: FOCUS ERP
 FUND: 110 GENERAL FUND
 SORT: FUND/FUNCTION/OBJECT

Fund	Function	Object	Year	Budgeted	Committed	Encumbered	Expended MTD	Expended QTD	Expended YTD	Balance	Percent	Visual Percent
110	7100	210	2016 - 2017	42,557.94	15,527.85	0.00	27,030.09	27,030.09	27,030.09	0.00	0.00	<input type="text"/>
110	7100	220	2016 - 2017	12,495.16	3,579.99	0.00	8,915.17	8,915.17	8,915.17	0.00	0.00	<input type="text"/>
110	7100	230	2016 - 2017	7,784.25	3,456.56	0.00	4,327.69	4,327.69	4,327.69	0.00	0.00	<input type="text"/>
110	7100	232	2016 - 2017	285.36	83.52	0.00	201.84	201.84	201.84	0.00	0.00	<input type="text"/>
110	7100	240	2016 - 2017	644.07	191.16	0.00	452.91	452.91	452.91	0.00	0.00	<input type="text"/>
110	7100	250	2016 - 2017	30,403.97	0.00	0.00	30,403.97	30,403.97	30,403.97	0.00	0.00	<input type="text"/>
			Page Totals	94,170.75	22,839.08	0.00	71,331.67	71,331.67	71,331.67	0.00	0.00	<input type="text"/>
			Grand Totals	94,170.75	22,839.08	0.00	71,331.67	71,331.67	71,331.67	0.00	0.00	<input type="text"/>

Printed on Wednesday, March 22 2017 10:37 AM by Laclarence Mays.

Expense Report

GADSDEN COUNTY SCHOOLS
 CUSTOM DATE 07/01/2016 - 03/22/2017
 PRINTED FROM: FOCUS ERP
 FUND: 110 GENERAL FUND
 SORT: FUND/FUNCTION/OBJECT

Fund	Function	Object	Year	Budgeted	Committed	Encumbered	Expended MTD	Expended QTD	Expended YTD	Balance	Percent	Visual Percent
110	7200	210	<u>2016 - 2017</u>	61,439.77	8,231.62	0.00	53,207.95	53,207.95	53,207.95	0.20	0.00	
110	7200	220	<u>2016 - 2017</u>	26,012.59	8,894.07	0.00	16,890.89	16,890.89	16,890.89	227.63	0.88	
110	7200	230	<u>2016 - 2017</u>	18,557.01	5,407.73	0.00	13,149.27	13,149.27	13,149.27	0.01	0.00	
110	7200	232	<u>2016 - 2017</u>	850.42	301.11	0.00	549.31	549.31	549.31	0.00	0.00	
110	7200	240	<u>2016 - 2017</u>	1,783.71	592.94	0.00	1,181.21	1,181.21	1,181.21	9.56	0.54	
110	7200	290	<u>2016 - 2017</u>	37,520.00	0.00	0.00	37,520.00	37,520.00	37,520.00	0.00	0.00	
			Page Totals	146,163.50	23,427.47	0.00	122,498.63	122,498.63	122,498.63	237.40	0.16	
			Grand Totals	146,163.50	23,427.47	0.00	122,498.63	122,498.63	122,498.63	237.40	0.16	

Printed on Wednesday, March 22 2017 10:38 AM by Laclarence Mays.

Expense Report

GADSDEN COUNTY SCHOOLS
 CUSTOM DATE 07/01/2016 - 03/22/2017
 PRINTED FROM: FOCUS ERP
 FUND: 110 GENERAL FUND
 SORT: FUND/FUNCTION/OBJECT

Fund	Function	Object	Year	Budgeted	Committed	Encumbered	Expended MTD	Expended QTD	Expended YTD	Balance	Percent	Visual Percent
110	7300	210	2016 - 2017	210,048.26	77,555.65	0.00	132,452.97	132,452.97	132,452.97	39.64	0.02	<div style="width: 2%; height: 10px; border: 1px solid black;"></div>
110	7300	220	2016 - 2017	207,487.23	78,707.23	0.00	127,392.49	127,392.49	127,392.49	1,387.51	0.67	<div style="width: 67%; height: 10px; border: 1px solid black;"></div>
110	7300	230	2016 - 2017	288,298.59	110,152.65	0.00	178,145.94	178,145.94	178,145.94	0.00	0.00	<div style="width: 0%; height: 10px; border: 1px solid black;"></div>
110	7300	232	2016 - 2017	7,718.40	2,962.80	0.00	4,755.60	4,755.60	4,755.60	0.00	0.00	<div style="width: 0%; height: 10px; border: 1px solid black;"></div>
110	7300	240	2016 - 2017	14,415.96	5,247.16	0.00	9,166.08	9,166.08	9,166.08	2.72	0.02	<div style="width: 2%; height: 10px; border: 1px solid black;"></div>
			Page Totals	727,968.44	274,625.49	0.00	451,913.08	451,913.08	451,913.08	1,429.87	0.20	<div style="width: 20%; height: 10px; border: 1px solid black;"></div>
			Grand Totals	727,968.44	274,625.49	0.00	451,913.08	451,913.08	451,913.08	1,429.87	0.20	<div style="width: 20%; height: 10px; border: 1px solid black;"></div>

Printed on Wednesday, March 22 2017 10:39 AM by Laclarence Mays.

Expense Report

GADSDEN COUNTY SCHOOLS
 CUSTOM DATE 07/01/2016 - 03/22/2017
 PRINTED FROM: FOCUS ERP
 FUND: 110 GENERAL FUND
 SORT: FUND/FUNCTION/OBJECT

Fund	Function	Object	Year	Budgeted	Committed	Encumbered	Expended MTD	Expended QTD	Expended YTD	Balance	Percent	Visual Percent
110	7400	210	2016 - 2017	5,305.73	1,768.58	0.00	3,537.14	3,537.14	3,537.14	0.01	0.00	<div style="width: 100%; height: 10px; background-color: black;"></div>
110	7400	220	2016 - 2017	5,397.43	1,799.16	0.00	3,598.27	3,598.27	3,598.27	0.00	0.00	<div style="width: 100%; height: 10px; background-color: black;"></div>
110	7400	230	2016 - 2017	212.28	70.76	0.00	141.52	141.52	141.52	0.00	0.00	<div style="width: 100%; height: 10px; background-color: black;"></div>
110	7400	232	2016 - 2017	202.08	68.16	0.00	133.92	133.92	133.92	0.00	0.00	<div style="width: 100%; height: 10px; background-color: black;"></div>
110	7400	240	2016 - 2017	359.84	119.94	0.00	239.90	239.90	239.90	0.00	0.00	<div style="width: 100%; height: 10px; background-color: black;"></div>
			Page Totals	11,477.36	3,826.60	0.00	7,650.75	7,650.75	7,650.75	0.01	0.00	<div style="width: 100%; height: 10px; background-color: black;"></div>
			Grand Totals	11,477.36	3,826.60	0.00	7,650.75	7,650.75	7,650.75	0.01	0.00	<div style="width: 100%; height: 10px; background-color: black;"></div>

Printed on Wednesday, March 22 2017 10:39 AM by Laclarence Mays.

Expense Report

GADSDEN COUNTY SCHOOLS
 CUSTOM DATE 07/01/2016 - 03/22/2017
 PRINTED FROM: FOCUS ERP
 FUND: 110 GENERAL FUND
 SORT: FUND/FUNCTION/OBJECT

Fund	Function	Object	Year	Budgeted	Committed	Encumbered	Expended MTD	Expended QTD	Expended YTD	Balance	Percent	Visual Percent
110	7500	210	2016 - 2017	29,916.83	9,759.43	0.00	20,157.40	20,157.40	20,157.40	0.00	0.00	<div style="width: 0%; height: 10px; background-color: black;"></div>
110	7500	220	2016 - 2017	23,660.38	7,750.52	0.00	15,832.27	15,832.27	15,832.27	77.59	0.33	<div style="width: 33%; height: 10px; background-color: black;"></div>
110	7500	230	2016 - 2017	25,471.68	8,782.92	0.00	16,688.76	16,688.76	16,688.76	0.00	0.00	<div style="width: 0%; height: 10px; background-color: black;"></div>
110	7500	232	2016 - 2017	861.00	296.64	0.00	564.36	564.36	564.36	0.00	0.00	<div style="width: 0%; height: 10px; background-color: black;"></div>
110	7500	240	2016 - 2017	1,613.10	516.69	0.00	1,096.39	1,096.39	1,096.39	0.02	0.00	<div style="width: 0%; height: 10px; background-color: black;"></div>
			Page Totals	81,522.99	27,106.20	0.00	54,339.18	54,339.18	54,339.18	77.61	0.10	<div style="width: 10%; height: 10px; background-color: black;"></div>
			Grand Totals	81,522.99	27,106.20	0.00	54,339.18	54,339.18	54,339.18	77.61	0.10	<div style="width: 10%; height: 10px; background-color: black;"></div>

Printed on Wednesday, March 22 2017 10:40 AM by Laclarence Mays.

Expense Report

GADSDEN COUNTY SCHOOLS
 CUSTOM DATE 07/01/2016 - 03/22/2017
 PRINTED FROM: FOCUS ERP
 FUND: 110 GENERAL FUND
 SORT: FUND/FUNCTION/OBJECT

Fund	Function	Object	Year	Budgeted	Committed	Encumbered	Expended MTD	Expended QTD	Expended YTD	Balance	Percent	Visual Percent
110	7600	210	2016 - 2017	1,158.08	433.21	0.00	724.86	724.86	724.86	0.01	0.00	<div style="width: 100%; height: 10px; border: 1px solid black;"></div>
110	7600	220	2016 - 2017	2,297.95	440.70	0.00	1,857.25	1,857.25	1,857.25	0.00	0.00	<div style="width: 100%; height: 10px; border: 1px solid black;"></div>
110	7600	240	2016 - 2017	1,292.17	256.36	0.00	1,035.81	1,035.81	1,035.81	0.00	0.00	<div style="width: 100%; height: 10px; border: 1px solid black;"></div>
			Page Totals	4,748.20	1,130.27	0.00	3,617.92	3,617.92	3,617.92	0.01	0.00	<div style="width: 100%; height: 10px; border: 1px solid black;"></div>
			Grand Totals	4,748.20	1,130.27	0.00	3,617.92	3,617.92	3,617.92	0.01	0.00	<div style="width: 100%; height: 10px; border: 1px solid black;"></div>

Printed on Wednesday, March 22 2017 10:41 AM by Laclarence Mays.

Expense Report

GADSDEN COUNTY SCHOOLS
 CUSTOM DATE 07/01/2016 - 03/22/2017
 PRINTED FROM: FOCUS ERP
 FUND: 110 GENERAL FUND
 SORT: FUND/FUNCTION/OBJECT

Fund	Function	Object	Year	Budgeted	Committed	Encumbered	Expended MTD	Expended QTD	Expended YTD	Balance	Percent	Visual Percent
110	7900	210	2016 - 2017	95,514.33	36,382.34	0.00	58,471.76	58,471.76	58,471.76	660.23	0.69	<div style="width: 69%; border: 1px solid black;"></div>
110	7900	220	2016 - 2017	91,993.63	36,074.68	0.00	54,809.92	54,809.92	54,809.92	1,109.03	1.21	<div style="width: 121%; border: 1px solid black;"></div>
110	7900	230	2016 - 2017	225,595.24	89,150.61	0.00	136,012.56	136,012.56	136,012.56	432.07	0.19	<div style="width: 19%; border: 1px solid black;"></div>
110	7900	232	2016 - 2017	3,479.04	1,366.08	0.00	2,108.40	2,108.40	2,108.40	4.56	0.13	<div style="width: 13%; border: 1px solid black;"></div>
110	7900	240	2016 - 2017	57,570.74	21,321.08	0.00	35,973.82	35,973.82	35,973.82	275.84	0.48	<div style="width: 48%; border: 1px solid black;"></div>
			Page Totals	474,152.98	184,294.79	0.00	287,376.46	287,376.46	287,376.46	2,481.73	0.52	<div style="width: 52%; border: 1px solid black;"></div>
			Grand Totals	474,152.98	184,294.79	0.00	287,376.46	287,376.46	287,376.46	2,481.73	0.52	<div style="width: 52%; border: 1px solid black;"></div>

Printed on Wednesday, March 22 2017 10:45 AM by Laclarence Mays.

Expense Report

GADSDEN COUNTY SCHOOLS
 CUSTOM DATE 07/01/2016 - 03/22/2017
 PRINTED FROM: FOCUS ERP
 FUND: 110 GENERAL FUND
 SORT: FUND/FUNCTION/OBJECT

Fund	Function	Object	Year	Budgeted	Committed	Encumbered	Expended MTD	Expended QTD	Expended YTD	Balance	Percent	Visual Percent
110	8100	210	2016 - 2017	42,206.71	12,921.35	0.00	29,285.36	29,285.36	29,285.36	0.00	0.00	<div style="width: 0%; height: 10px; background-color: black;"></div>
110	8100	220	2016 - 2017	37,442.63	11,934.93	0.00	25,298.62	25,298.62	25,298.62	209.08	0.56	<div style="width: 0%; height: 10px; background-color: black;"></div>
110	8100	230	2016 - 2017	48,769.87	15,491.90	0.00	33,277.97	33,277.97	33,277.97	0.00	0.00	<div style="width: 0%; height: 10px; background-color: black;"></div>
110	8100	232	2016 - 2017	1,768.13	454.08	0.00	1,314.05	1,314.05	1,314.05	0.00	0.00	<div style="width: 0%; height: 10px; background-color: black;"></div>
110	8100	240	2016 - 2017	19,738.86	5,955.13	0.00	13,783.69	13,783.69	13,783.69	0.04	0.00	<div style="width: 0%; height: 10px; background-color: black;"></div>
			Page Totals	149,926.20	46,757.39	0.00	102,959.69	102,959.69	102,959.69	209.12	0.14	<div style="width: 0%; height: 10px; background-color: black;"></div>
			Grand Totals	149,926.20	46,757.39	0.00	102,959.69	102,959.69	102,959.69	209.12	0.14	<div style="width: 0%; height: 10px; background-color: black;"></div>

Printed on Wednesday, March 22 2017 10:45 AM by Laclarence Mays.

Expense Report

GADSDEN COUNTY SCHOOLS
 CUSTOM DATE 07/01/2016 - 03/22/2017
 PRINTED FROM: FOCUS ERP
 FUND: 110 GENERAL FUND
 SORT: FUND/FUNCTION/OBJECT

Fund	Function	Object	Year	Budgeted	Committed	Encumbered	Expended MTD	Expended QTD	Expended YTD	Balance	Percent	Visual Percent
110	8200	210	2016 - 2017	31,766.65	10,950.75	0.00	20,815.90	20,815.90	20,815.90	0.00	0.00	<div style="width: 0%; height: 10px; background-color: black;"></div>
110	8200	220	2016 - 2017	27,709.08	9,099.19	0.00	18,428.69	18,428.69	18,428.69	181.20	0.65	<div style="width: 0%; height: 10px; background-color: black;"></div>
110	8200	230	2016 - 2017	35,812.11	12,168.72	0.00	23,643.39	23,643.39	23,643.39	0.00	0.00	<div style="width: 0%; height: 10px; background-color: black;"></div>
110	8200	232	2016 - 2017	844.08	288.96	0.00	555.12	555.12	555.12	0.00	0.00	<div style="width: 0%; height: 10px; background-color: black;"></div>
110	8200	240	2016 - 2017	1,929.31	606.62	0.00	1,322.69	1,322.69	1,322.69	0.00	0.00	<div style="width: 0%; height: 10px; background-color: black;"></div>
			Page Totals	98,061.23	33,114.24	0.00	64,765.79	64,765.79	64,765.79	181.20	0.18	<div style="width: 0%; height: 10px; background-color: black;"></div>
			Grand Totals	98,061.23	33,114.24	0.00	64,765.79	64,765.79	64,765.79	181.20	0.18	<div style="width: 0%; height: 10px; background-color: black;"></div>

Printed on Wednesday, March 22 2017 10:47 AM by Laclarence Mays.

Expense Report

GADSDEN COUNTY SCHOOLS
 CUSTOM DATE 07/01/2016 - 03/22/2017
 PRINTED FROM: FOCUS ERP
 FUND: 110 GENERAL FUND
 SORT: FUND/FUNCTION/OBJECT

Fund	Function	Object	Year	Budgeted	Committed	Encumbered	Expended MTD	Expended QTD	Expended YTD	Balance	Percent	Visual Percent
110	9100	210	2016 - 2017	522.80	0.00	0.00	522.80	522.80	522.80	0.00	0.00	<div style="width: 0%; height: 10px; background-color: black;"></div>
110	9100	220	2016 - 2017	12,113.64	0.00	0.00	12,113.64	12,113.64	12,113.64	0.00	0.00	<div style="width: 0%; height: 10px; background-color: black;"></div>
110	9100	230	2016 - 2017	858.20	0.00	0.00	858.20	858.20	858.20	0.00	0.00	<div style="width: 0%; height: 10px; background-color: black;"></div>
110	9100	240	2016 - 2017	808.19	0.00	0.00	808.19	808.19	808.19	0.00	0.00	<div style="width: 0%; height: 10px; background-color: black;"></div>
			Page Totals	14,302.83	0.00	0.00	14,302.83	14,302.83	14,302.83	0.00	0.00	<div style="width: 0%; height: 10px; background-color: black;"></div>
			Grand Totals	14,302.83	0.00	0.00	14,302.83	14,302.83	14,302.83	0.00	0.00	<div style="width: 0%; height: 10px; background-color: black;"></div>

Printed on Wednesday, March 22 2017 10:48 AM by Laclarence Mays.

Expense Report

GADSDEN COUNTY SCHOOLS
MARCH 2016 - 2017 (1 Year)
PRINTED FROM: FOCUS ERP
FUND: 110 GENERAL FUND
SORT: FUND/FUNCTION/OBJECT

Fund	Function	Object	Year	Budgeted	Committed	Encumbered	Expended MTD	Expended QTD	Expended YTD	Balance	Percent	Visual Percent
110	5100	310	2016 - 2017	3,279,192.30	0.00	111,483.51	42,646.19	929,296.04	2,519,043.92	648,664.87	19.78	<div style="width: 19.78%; border: 1px solid black;"></div>
110	5100	320	2016 - 2017	148,989.00	0.00	0.00	0.00	0.00	148,989.00	0.00	0.00	<div style="width: 0.00%; border: 1px solid black;"></div>
110	5100	360	2016 - 2017	2,160.00	0.00	360.00	0.00	1,800.00	1,800.00	0.00	0.00	<div style="width: 0.00%; border: 1px solid black;"></div>
110	5100	370	2016 - 2017	250.00	0.00	0.00	0.00	0.00	250.00	0.00	0.00	<div style="width: 0.00%; border: 1px solid black;"></div>
110	5100	390	2016 - 2017	11,120.00	0.00	2,960.00	0.00	2,460.00	8,160.00	0.00	0.00	<div style="width: 0.00%; border: 1px solid black;"></div>
110	5100	391	2016 - 2017	4,087.92	0.00	0.00	0.00	2,041.24	4,087.92	0.00	0.00	<div style="width: 0.00%; border: 1px solid black;"></div>
110	5200	310	2016 - 2017	422,260.28	0.00	144,660.63	11,615.50	84,302.48	227,599.62	50,000.03	11.84	<div style="width: 11.84%; border: 1px solid black;"></div>
110	5200	390	2016 - 2017	43,859.50	400.00	4,405.25	4,355.00	14,019.00	29,774.75	9,279.50	21.16	<div style="width: 21.16%; border: 1px solid black;"></div>
110	5300	310	2016 - 2017	1,000.00	0.00	0.00	0.00	0.00	0.00	1,000.00	100.00	<div style="width: 100.00%; border: 1px solid black;"></div>
110	5300	330	2016 - 2017	10,079.36	3,825.00	0.00	0.00	5,079.36	5,079.36	1,175.00	11.66	<div style="width: 11.66%; border: 1px solid black;"></div>
110	5300	360	2016 - 2017	25,409.00	0.00	2,409.00	14,400.00	23,000.00	23,000.00	0.00	0.00	<div style="width: 0.00%; border: 1px solid black;"></div>
110	5300	390	2016 - 2017	35,032.20	0.00	0.00	0.00	0.00	0.00	35,032.20	100.00	<div style="width: 100.00%; border: 1px solid black;"></div>
110	5400	310	2016 - 2017	50,000.00	0.00	0.00	0.00	0.00	0.00	50,000.00	100.00	<div style="width: 100.00%; border: 1px solid black;"></div>
110	5400	390	2016 - 2017	5,000.00	0.00	4,000.00	1,000.00	1,000.00	1,000.00	0.00	0.00	<div style="width: 0.00%; border: 1px solid black;"></div>
110	5500	310	2016 - 2017	50,000.00	0.00	0.00	0.00	0.00	0.00	50,000.00	100.00	<div style="width: 100.00%; border: 1px solid black;"></div>
110	5500	390	2016 - 2017	9,320.00	0.00	1,784.70	0.00	2,452.50	7,535.30	0.00	0.00	<div style="width: 0.00%; border: 1px solid black;"></div>
110	5900	310	2016 - 2017	1,600.00	0.00	0.00	0.00	0.00	1,600.00	0.00	0.00	<div style="width: 0.00%; border: 1px solid black;"></div>
			Page Totals	4,099,359.56	4,225.00	272,063.09	74,016.69	1,065,450.62	2,977,919.87	845,151.60	20.62	<div style="width: 20.62%; border: 1px solid black;"></div>
			Grand Totals	4,099,359.56	4,225.00	272,063.09	74,016.69	1,065,450.62	2,977,919.87	845,151.60	20.62	<div style="width: 20.62%; border: 1px solid black;"></div>

Printed on Wednesday, March 22 2017 11:44 AM by Laciarence Mays.

Expense Report

GADSDEN COUNTY SCHOOLS
 CUSTOM DATE 07/01/2016 - 03/22/2017
 PRINTED FROM: FOCUS ERP
 FUND: 110 GENERAL FUND
 SORT: FUND/FUNCTION/OBJECT

Fund	Function	Object	Year	Budgeted	Committed	Encumbered	Expended MTD	Expended QTD	Expended YTD	Balance	Percent	Visual Percent
110	6100	310	2016 - 2017	150,100.00	0.00	50,050.00	50,050.00	50,050.00	50,050.00	50,000.00	33.31	<div style="width: 33.31%; border: 1px solid black;"></div>
110	6100	330	2016 - 2017	1,081.92	0.00	0.00	1,081.92	1,081.92	1,081.92	0.00	0.00	<div style="width: 0.00%; border: 1px solid black;"></div>
			Page Totals	151,181.92	0.00	50,050.00	51,131.92	51,131.92	51,131.92	50,000.00	33.07	<div style="width: 33.07%; border: 1px solid black;"></div>
			Grand Totals	151,181.92	0.00	50,050.00	51,131.92	51,131.92	51,131.92	50,000.00	33.07	<div style="width: 33.07%; border: 1px solid black;"></div>

Printed on Wednesday, March 22 2017 10:50 AM by Laclarence Mays.

Expense Report

GADSDEN COUNTY SCHOOLS
 CUSTOM DATE 07/01/2016 - 03/22/2017
 PRINTED FROM: FOCUS ERP
 FUND: 110 GENERAL FUND
 SORT: FUND/FUNCTION/OBJECT

Fund	Function	Object	Year	Budgeted	Committed	Encumbered	Expended MTD	Expended QTD	Expended YTD	Balance	Percent	Visual Percent
110	6200	310	2016 - 2017	84,000.00	0.00	28,000.00	56,000.00	56,000.00	56,000.00	0.00	0.00	<div style="border: 1px solid black; width: 100%; height: 10px;"></div>
110	6200	360	2016 - 2017	20,357.44	0.00	0.00	20,357.44	20,357.44	20,357.44	0.00	0.00	<div style="border: 1px solid black; width: 100%; height: 10px;"></div>
110	6200	370	2016 - 2017	3,466.57	0.00	0.00	3,466.57	3,466.57	3,466.57	0.00	0.00	<div style="border: 1px solid black; width: 100%; height: 10px;"></div>
			Page Totals	107,824.01	0.00	28,000.00	79,824.01	79,824.01	79,824.01	0.00	0.00	<div style="border: 1px solid black; width: 100%; height: 10px;"></div>
			Grand Totals	107,824.01	0.00	28,000.00	79,824.01	79,824.01	79,824.01	0.00	0.00	<div style="border: 1px solid black; width: 100%; height: 10px;"></div>

Printed on Wednesday, March 22 2017 10:51 AM by Laclarence Mays.

Expense Report

GADSDEN COUNTY SCHOOLS
 CUSTOM DATE 07/01/2016 - 03/22/2017
 PRINTED FROM: FOCUS ERP
 FUND: 110 GENERAL FUND
 SORT: FUND/FUNCTION/OBJECT

Fund	Function	Object	Year	Budgeted	Committed	Encumbered	Expended MTD	Expended QTD	Expended YTD	Balance	Percent	Visual Percent
110	6300	390	2016 - 2017	72,000.00	0.00	36,000.00	36,000.00	36,000.00	36,000.00	0.00	0.00	[Progress Bar]
			Page Totals	72,000.00	0.00	36,000.00	36,000.00	36,000.00	36,000.00	0.00	0.00	[Progress Bar]
			Grand Totals	72,000.00	0.00	36,000.00	36,000.00	36,000.00	36,000.00	0.00	0.00	[Progress Bar]

Printed on Wednesday, March 22 2017 10:52 AM by Laclarence Mays.

Expense Report

GADSDEN COUNTY SCHOOLS
 CUSTOM DATE 07/01/2016 - 03/22/2017
 PRINTED FROM: FOCUS ERP
 FUND: 110 GENERAL FUND
 SORT: FUND/FUNCTION/OBJECT

Fund	Function	Object	Year	Budgeted	Committed	Encumbered	Expended MTD	Expended QTD	Expended YTD	Balance	Percent	Visual Percent
110	6400	310	<u>2016 - 2017</u>	1,400.00	0.00	1,400.00	0.00	0.00	0.00	0.00	0.00	<input type="text"/>
110	6400	330	<u>2016 - 2017</u>	8,047.98	0.00	0.00	8,047.98	8,047.98	8,047.98	0.00	0.00	<input type="text"/>
110	6400	390	<u>2016 - 2017</u>	10,000.00	0.00	1,301.70	2,427.04	2,427.04	2,427.04	6,271.26	62.71	<input type="text"/>
110	6400	391	<u>2016 - 2017</u>	17,500.00	0.00	17,500.00	0.00	0.00	0.00	0.00	0.00	<input type="text"/>
			Page Totals	36,947.98	0.00	20,201.70	10,475.02	10,475.02	10,475.02	6,271.26	16.97	<input type="text"/>
			Grand Totals	36,947.98	0.00	20,201.70	10,475.02	10,475.02	10,475.02	6,271.26	16.97	<input type="text"/>

Printed on Wednesday, March 22 2017 10:52 AM by Laclarence Mays.

Expense Report

GADSDEN COUNTY SCHOOLS
 CUSTOM DATE 07/01/2016 - 03/22/2017
 PRINTED FROM: FOCUS ERP
 FUND: 110 GENERAL FUND
 SORT: FUND/FUNCTION/OBJECT

Fund	Function	Object	Year	Budgeted	Committed	Encumbered	Expended MTD	Expended QTD	Expended YTD	Balance	Percent	Visual Percent
110	6500	310	2016 - 2017	50,000.00	0.00	0.00	0.00	0.00	0.00	50,000.00	100.00	<div style="width: 100%; height: 10px; background-color: black;"></div>
110	6500	360	2016 - 2017	62,277.54	0.00	26,700.00	33,777.54	33,777.54	33,777.54	1,800.00	2.89	<div style="width: 2.89%; height: 10px; background-color: black;"></div>
110	6500	370	2016 - 2017	253.82	0.00	0.00	253.82	253.82	253.82	0.00	0.00	<div style="width: 0%; height: 10px; background-color: black;"></div>
			Page Totals	112,531.36	0.00	26,700.00	34,031.36	34,031.36	34,031.36	51,800.00	46.03	<div style="width: 46.03%; height: 10px; background-color: black;"></div>
			Grand Totals	112,531.36	0.00	26,700.00	34,031.36	34,031.36	34,031.36	51,800.00	46.03	<div style="width: 46.03%; height: 10px; background-color: black;"></div>

Printed on Wednesday, March 22 2017 10:53 AM by Laclarence Mays.

Expense Report

GADSDEN COUNTY SCHOOLS
 CUSTOM DATE 07/01/2016 - 03/22/2017
 PRINTED FROM: FOCUS ERP
 FUND: 110 GENERAL FUND
 SORT: FUND/FUNCTION/OBJECT

Fund	Function	Object	Year	Budgeted	Committed	Encumbered	Expended MTD	Expended QTD	Expended YTD	Balance	Percent	Visual Percent
110	7100	310	2016 - 2017	78,118.92	0.00	0.00	42,451.57	42,451.57	42,451.57	35,667.35	45.66	<div style="width: 45.66%; border: 1px solid black;"></div>
110	7100	320	2016 - 2017	20,500.00	0.00	0.00	20,500.00	20,500.00	20,500.00	0.00	0.00	<div style="width: 0%; border: 1px solid black;"></div>
110	7100	330	2016 - 2017	17,416.34	0.00	0.00	17,416.34	17,416.34	17,416.34	0.00	0.00	<div style="width: 0%; border: 1px solid black;"></div>
110	7100	370	2016 - 2017	9,272.78	0.00	1,000.00	8,272.78	8,272.78	8,272.78	0.00	0.00	<div style="width: 0%; border: 1px solid black;"></div>
110	7100	390	2016 - 2017	7,325.00	0.00	2,847.22	4,477.78	4,477.78	4,477.78	0.00	0.00	<div style="width: 0%; border: 1px solid black;"></div>
			Page Totals	132,633.04	0.00	3,847.22	93,118.47	93,118.47	93,118.47	35,667.35	26.89	<div style="width: 26.89%; border: 1px solid black;"></div>
			Grand Totals	132,633.04	0.00	3,847.22	93,118.47	93,118.47	93,118.47	35,667.35	26.89	<div style="width: 26.89%; border: 1px solid black;"></div>

Printed on Wednesday, March 22 2017 10:53 AM by Laclarence Mays.

Expense Report

GADSDEN COUNTY SCHOOLS
 CUSTOM DATE 07/01/2016 - 03/22/2017
 PRINTED FROM: FOCUS ERP
 FUND: 110 GENERAL FUND
 SORT: FUND/FUNCTION/OBJECT

Fund	Function	Object	Year	Budgeted	Committed	Encumbered	Expended MTD	Expended QTD	Expended YTD	Balance	Percent	Visual Percent
110	7200	310	2016 - 2017	32,723.26	0.00	3,000.00	29,723.26	29,723.26	29,723.26	0.00	0.00	<div style="width: 100%; height: 10px; background-color: black;"></div>
110	7200	330	2016 - 2017	12,508.08	0.00	0.00	12,508.08	12,508.08	12,508.08	0.00	0.00	<div style="width: 100%; height: 10px; background-color: black;"></div>
110	7200	360	2016 - 2017	822.47	0.00	0.00	822.47	822.47	822.47	0.00	0.00	<div style="width: 100%; height: 10px; background-color: black;"></div>
110	7200	370	2016 - 2017	6,020.24	0.00	1,756.70	4,263.54	4,263.54	4,263.54	0.00	0.00	<div style="width: 100%; height: 10px; background-color: black;"></div>
110	7200	390	2016 - 2017	1,507.45	0.00	1,500.00	7.45	7.45	7.45	0.00	0.00	<div style="width: 100%; height: 10px; background-color: black;"></div>
			Page Totals	53,581.50	0.00	6,256.70	47,324.80	47,324.80	47,324.80	0.00	0.00	<div style="width: 100%; height: 10px; background-color: black;"></div>
			Grand Totals	53,581.50	0.00	6,256.70	47,324.80	47,324.80	47,324.80	0.00	0.00	<div style="width: 100%; height: 10px; background-color: black;"></div>

Printed on Wednesday, March 22 2017 10:54 AM by Laclarence Mays.

Expense Report

GADSDEN COUNTY SCHOOLS
 CUSTOM DATE 07/01/2016 - 03/22/2017
 PRINTED FROM: FOCUS ERP
 FUND: 110 GENERAL FUND
 SORT: FUND/FUNCTION/OBJECT

Fund	Function	Object	Year	Budgeted	Committed	Encumbered	Expended MTD	Expended QTD	Expended YTD	Balance	Percent	Visual Percent
110	7300	330	2016 - 2017	484.60	0.00	0.00	484.60	484.60	484.60	0.00	0.00	▬
110	7300	370	2016 - 2017	757.47	0.00	0.00	757.47	757.47	757.47	0.00	0.00	▬
			Page Totals	1,242.07	0.00	0.00	1,242.07	1,242.07	1,242.07	0.00	0.00	▬
			Grand Totals	1,242.07	0.00	0.00	1,242.07	1,242.07	1,242.07	0.00	0.00	▬

Printed on Wednesday, March 22 2017 10:54 AM by Laclarence Mays.

Expense Report

GADSDEN COUNTY SCHOOLS
 CUSTOM DATE 07/01/2016 - 03/22/2017
 PRINTED FROM: FOCUS ERP
 FUND: 110 GENERAL FUND
 SORT: FUND/FUNCTION/OBJECT

Fund	Function	Object	Year	Budgeted	Committed	Encumbered	Expended MTD	Expended QTD	Expended YTD	Balance	Percent	Visual Percent
110	7400	310	2016 - 2017	40,683.57	0.00	0.00	0.00	0.00	0.00	40,683.57	100.00	<div style="width: 100%; height: 10px; background-color: black;"></div>
			Page Totals	40,683.57	0.00	0.00	0.00	0.00	0.00	40,683.57	100.00	<div style="width: 100%; height: 10px; background-color: black;"></div>
			Grand Totals	40,683.57	0.00	0.00	0.00	0.00	0.00	40,683.57	100.00	<div style="width: 100%; height: 10px; background-color: black;"></div>

Printed on Wednesday, March 22 2017 10:55 AM by Laclarence Mays.

Expense Report

GADSDEN COUNTY SCHOOLS
 CUSTOM DATE 07/01/2016 - 03/22/2017
 PRINTED FROM: FOCUS ERP
 FUND: 110 GENERAL FUND
 SORT: FUND/FUNCTION/OBJECT

Fund	Function	Object	Year	Budgeted	Committed	Encumbered	Expended MTD	Expended QTD	Expended YTD	Balance	Percent	Visual Percent
110	7500	310	2016 - 2017	75,000.00	0.00	0.00	0.00	0.00	0.00	75,000.00	100.00	<input type="text"/>
110	7500	330	2016 - 2017	2,273.81	0.00	0.00	2,273.81	2,273.81	2,273.81	0.00	0.00	<input type="text"/>
110	7500	360	2016 - 2017	8,449.10	0.00	4,431.96	4,017.14	4,017.14	4,017.14	0.00	0.00	<input type="text"/>
110	7500	370	2016 - 2017	5,881.38	0.00	278.00	5,603.38	5,603.38	5,603.38	0.00	0.00	<input type="text"/>
			Page Totals	91,604.29	0.00	4,709.96	11,894.33	11,894.33	11,894.33	75,000.00	81.87	<input type="text"/>
			Grand Totals	91,604.29	0.00	4,709.96	11,894.33	11,894.33	11,894.33	75,000.00	81.87	<input type="text"/>

Printed on Wednesday, March 22 2017 10:56 AM by Laclarence Mays.

Expense Report

GADSDEN COUNTY SCHOOLS
 CUSTOM DATE 07/01/2016 - 03/22/2017
 PRINTED FROM: FOCUS ERP
 FUND: 110 GENERAL FUND
 SORT: FUND/FUNCTION/OBJECT

Fund	Function	Object	Year	Budgeted	Committed	Encumbered	Expended MTD	Expended QTD	Expended YTD	Balance	Percent	Visual Percent
110	7600	310	2016 - 2017	7,000.00	0.00	0.00	0.00	0.00	0.00	7,000.00	100.00	<div style="width: 100%; height: 10px; background-color: black;"></div>
110	7600	330	2016 - 2017	-434.84	0.00	0.00	-434.84	-434.84	-434.84	0.00	0.00	<div style="width: 0%; height: 10px; background-color: black;"></div>
			Page Totals	6,565.16	0.00	0.00	-434.84	-434.84	-434.84	7,000.00	106.62	<div style="width: 106.62%; height: 10px; background-color: black;"></div>
			Grand Totals	6,565.16	0.00	0.00	-434.84	-434.84	-434.84	7,000.00	106.62	<div style="width: 106.62%; height: 10px; background-color: black;"></div>

Printed on Wednesday, March 22 2017 10:56 AM by Laclarence Mays.

Expense Report

GADSDEN COUNTY SCHOOLS
 CUSTOM DATE 07/01/2016 - 03/22/2017
 PRINTED FROM: FOCUS ERP
 FUND: 110 GENERAL FUND
 SORT: FUND/FUNCTION/OBJECT

Fund	Function	Object	Year	Budgeted	Committed	Encumbered	Expended MTD	Expended QTD	Expended YTD	Balance	Percent	Visual Percent
110	7700	310	2016 - 2017	55,264.05	0.00	2,567.08	2,680.16	2,680.16	2,680.16	50,016.81	90.51	<div style="width: 90.51%; border: 1px solid black;"></div>
110	7700	360	2016 - 2017	5,470.00	0.00	0.00	5,470.00	5,470.00	5,470.00	0.00	0.00	<div style="width: 0.00%; border: 1px solid black;"></div>
110	7700	370	2016 - 2017	1,693.32	0.00	450.00	1,243.32	1,243.32	1,243.32	0.00	0.00	<div style="width: 0.00%; border: 1px solid black;"></div>
110	7700	390	2016 - 2017	36,859.32	0.00	7,775.80	29,083.52	29,083.52	29,083.52	0.00	0.00	<div style="width: 0.00%; border: 1px solid black;"></div>
			Page Totals	99,286.69	0.00	10,792.88	38,477.00	38,477.00	38,477.00	50,016.81	50.38	<div style="width: 50.38%; border: 1px solid black;"></div>
			Grand Totals	99,286.69	0.00	10,792.88	38,477.00	38,477.00	38,477.00	50,016.81	50.38	<div style="width: 50.38%; border: 1px solid black;"></div>

Printed on Wednesday, March 22 2017 11:00 AM by Laclarence Mays.

Expense Report

GADSDEN COUNTY SCHOOLS
 CUSTOM DATE 07/01/2016 - 03/22/2017
 PRINTED FROM: FOCUS ERP
 FUND: 110 GENERAL FUND
 SORT: FUND/FUNCTION/OBJECT

Fund	Function	Object	Year	Budgeted	Committed	Encumbered	Expended MTD	Expended QTD	Expended YTD	Balance	Percent	Visual Percent
110	7800	310	2016 - 2017	60,560.00	0.00	5,290.00	5,270.00	5,270.00	5,270.00	50,000.00	82.56	<div style="width: 82.56%; border: 1px solid black;"></div>
110	7800	320	2016 - 2017	34,021.50	0.00	0.00	34,021.50	34,021.50	34,021.50	0.00	0.00	<div style="width: 0%; border: 1px solid black;"></div>
110	7800	350	2016 - 2017	29,100.45	500.00	3,810.45	24,790.00	24,790.00	24,790.00	0.00	0.00	<div style="width: 0%; border: 1px solid black;"></div>
110	7800	360	2016 - 2017	4,899.00	0.00	0.00	4,899.00	4,899.00	4,899.00	0.00	0.00	<div style="width: 0%; border: 1px solid black;"></div>
110	7800	370	2016 - 2017	2,559.38	0.00	0.00	2,559.38	2,559.38	2,559.38	0.00	0.00	<div style="width: 0%; border: 1px solid black;"></div>
110	7800	390	2016 - 2017	52,914.75	0.00	0.00	52,914.75	52,914.75	52,914.75	0.00	0.00	<div style="width: 0%; border: 1px solid black;"></div>
			Page Totals	184,055.08	500.00	9,100.45	124,454.63	124,454.63	124,454.63	50,000.00	27.17	<div style="width: 27.17%; border: 1px solid black;"></div>
			Grand Totals	184,055.08	500.00	9,100.45	124,454.63	124,454.63	124,454.63	50,000.00	27.17	<div style="width: 27.17%; border: 1px solid black;"></div>

Printed on Wednesday, March 22 2017 11:01 AM by Laclarence Mays.

Expense Report

GADSDEN COUNTY SCHOOLS
 CUSTOM DATE 07/01/2016 - 03/22/2017
 PRINTED FROM: FOCUS ERP
 FUND: 110 GENERAL FUND
 SORT: FUND/FUNCTION/OBJECT

Fund	Function	Object	Year	Budgeted	Committed	Encumbered	Expended MTD	Expended QTD	Expended YTD	Balance	Percent	Visual Percent
110	7900	310	2016 - 2017	14,990.00	0.00	3,310.00	11,680.00	11,680.00	11,680.00	0.00	0.00	<div style="width: 0%; height: 10px; background-color: black;"></div>
110	7900	320	2016 - 2017	362,196.50	0.00	0.00	362,196.50	362,196.50	362,196.50	0.00	0.00	<div style="width: 0%; height: 10px; background-color: black;"></div>
110	7900	350	2016 - 2017	226,459.09	0.00	127,086.34	95,114.55	95,114.55	95,114.55	4,258.20	1.88	<div style="width: 0%; height: 10px; background-color: black;"></div>
110	7900	360	2016 - 2017	176,726.90	0.00	79,465.56	95,491.28	95,491.28	95,491.28	1,770.06	1.00	<div style="width: 0%; height: 10px; background-color: black;"></div>
110	7900	370	2016 - 2017	463,705.61	0.00	0.00	463,705.61	463,705.61	463,705.61	0.00	0.00	<div style="width: 0%; height: 10px; background-color: black;"></div>
110	7900	380	2016 - 2017	75,819.30	0.00	0.00	75,819.30	75,819.30	75,819.30	0.00	0.00	<div style="width: 0%; height: 10px; background-color: black;"></div>
110	7900	381	2016 - 2017	68,725.57	0.00	0.00	68,725.57	68,725.57	68,725.57	0.00	0.00	<div style="width: 0%; height: 10px; background-color: black;"></div>
110	7900	390	2016 - 2017	587,050.10	0.00	250,963.66	336,086.44	336,086.44	336,086.44	0.00	0.00	<div style="width: 0%; height: 10px; background-color: black;"></div>
			Page Totals	1,975,673.07	0.00	460,825.56	1,508,819.25	1,508,819.25	1,508,819.25	6,028.26	0.31	<div style="width: 0%; height: 10px; background-color: black;"></div>
			Grand Totals	1,975,673.07	0.00	460,825.56	1,508,819.25	1,508,819.25	1,508,819.25	6,028.26	0.31	<div style="width: 0%; height: 10px; background-color: black;"></div>

Printed on Wednesday, March 22 2017 11:01 AM by Laclarence Mays.

Expense Report

GADSDEN COUNTY SCHOOLS
 CUSTOM DATE 07/01/2016 - 03/22/2017
 PRINTED FROM: FOCUS ERP
 FUND: 110 GENERAL FUND
 SORT: FUND/FUNCTION/OBJECT

Fund	Function	Object	Year	Budgeted	Committed	Encumbered	Expended MTD	Expended QTD	Expended YTD	Balance	Percent	Visual Percent
110	8100	310	2016 - 2017	24,831.97	0.00	0.00	0.00	0.00	0.00	24,831.97	100.00	<div style="width: 100%; height: 10px; background-color: black;"></div>
110	8100	350	2016 - 2017	321,745.76	0.00	183,080.29	138,365.47	138,365.47	138,365.47	300.00	0.09	<div style="width: 9%; height: 10px; background-color: black;"></div>
110	8100	370	2016 - 2017	140.00	0.00	0.00	140.00	140.00	140.00	0.00	0.00	<div style="width: 0%; height: 10px; background-color: black;"></div>
110	8100	390	2016 - 2017	9,595.01	0.00	80.00	9,515.01	9,515.01	9,515.01	0.00	0.00	<div style="width: 0%; height: 10px; background-color: black;"></div>
			Page Totals	356,312.74	0.00	183,160.29	148,020.48	148,020.48	148,020.48	25,131.97	7.05	<div style="width: 7%; height: 10px; background-color: black;"></div>
			Grand Totals	356,312.74	0.00	183,160.29	148,020.48	148,020.48	148,020.48	25,131.97	7.05	<div style="width: 7%; height: 10px; background-color: black;"></div>

Printed on Wednesday, March 22 2017 11:02 AM by Laclarence Mays.

Expense Report

GADSDEN COUNTY SCHOOLS
 CUSTOM DATE 07/01/2016 - 03/22/2017
 PRINTED FROM: FOCUS ERP
 FUND: 110 GENERAL FUND
 SORT: FUND/FUNCTION/OBJECT

Fund	Function	Object	Year	Budgeted	Committed	Encumbered	Expended MTD	Expended QTD	Expended YTD	Balance	Percent	Visual Percent
110	8200	310	2016 - 2017	503,213.10	0.00	131,395.87	336,468.51	336,468.51	336,468.51	35,348.72	7.02	<input type="text"/>
110	8200	330	2016 - 2017	7,111.88	0.00	0.00	7,111.88	7,111.88	7,111.88	0.00	0.00	<input type="text"/>
110	8200	350	2016 - 2017	52,248.58	0.00	22,445.43	29,803.15	29,803.15	29,803.15	0.00	0.00	<input type="text"/>
110	8200	360	2016 - 2017	211,064.88	11,981.46	30,938.92	155,125.96	155,125.96	155,125.96	13,018.54	6.17	<input type="text"/>
110	8200	370	2016 - 2017	857.42	0.00	0.00	857.42	857.42	857.42	0.00	0.00	<input type="text"/>
110	8200	390	2016 - 2017	100,119.00	0.00	0.00	100,119.00	100,119.00	100,119.00	0.00	0.00	<input type="text"/>
			Page Totals	874,614.86	11,981.46	184,780.22	629,485.92	629,485.92	629,485.92	48,367.26	5.53	<input type="text"/>
			Grand Totals	874,614.86	11,981.46	184,780.22	629,485.92	629,485.92	629,485.92	48,367.26	5.53	<input type="text"/>

Printed on Wednesday, March 22 2017 11:02 AM by Laclarence Mays.

Expense Report

GADSDEN COUNTY SCHOOLS
 CUSTOM DATE 07/01/2016 - 03/22/2017
 PRINTED FROM: FOCUS ERP
 FUND: 110 GENERAL FUND
 SORT: FUND/FUNCTION/OBJECT

Fund	Function	Object	Year	Budgeted	Committed	Encumbered	Expended MTD	Expended QTD	Expended YTD	Balance	Percent	Visual Percent
110	9100	390	2016 - 2017	150.00	0.00	0.00	150.00	150.00	150.00	0.00	0.00	<div style="border: 1px solid black; width: 100px; height: 10px;"></div>
			Page Totals	150.00	0.00	0.00	150.00	150.00	150.00	0.00	0.00	<div style="border: 1px solid black; width: 100px; height: 10px;"></div>
			Grand Totals	150.00	0.00	0.00	150.00	150.00	150.00	0.00	0.00	<div style="border: 1px solid black; width: 100px; height: 10px;"></div>

Printed on Wednesday, March 22 2017 11:03 AM by Laclarence Mays.

Expense Report

GADSDEN COUNTY SCHOOLS
 CUSTOM DATE 07/01/2016 - 03/22/2017
 PRINTED FROM: FOCUS ERP
 FUND: 110 GENERAL FUND
 SORT: FUND/FUNCTION/OBJECT

Fund	Function	Object	Year	Budgeted	Committed	Encumbered	Expended MTD	Expended QTD	Expended YTD	Balance	Percent	Visual Percent
110	7500	450	2016 - 2017	157.54	0.00	0.00	157.54	157.54	157.54	0.00	0.00	<div style="width: 100%; height: 10px; background-color: black;"></div>
			Page Totals	157.54	0.00	0.00	157.54	157.54	157.54	0.00	0.00	<div style="width: 100%; height: 10px; background-color: black;"></div>
			Grand Totals	157.54	0.00	0.00	157.54	157.54	157.54	0.00	0.00	<div style="width: 100%; height: 10px; background-color: black;"></div>

Printed on Wednesday, March 22 2017 11:07 AM by Laclarence Mays.

Expense Report

GADSDEN COUNTY SCHOOLS
 CUSTOM DATE 07/01/2016 - 03/22/2017
 PRINTED FROM: FOCUS ERP
 FUND: 110 GENERAL FUND
 SORT: FUND/FUNCTION/OBJECT

Fund	Function	Object	Year	Budgeted	Committed	Encumbered	Expended MTD	Expended QTD	Expended YTD	Balance	Percent	Visual Percent
110	7800	450	<u>2016 - 2017</u>	7,728.16	0.00	2,752.93	4,975.23	4,975.23	4,975.23	0.00	0.00	<div style="border: 1px solid black; width: 100%; height: 10px;"></div>
110	7800	460	<u>2016 - 2017</u>	133,260.84	0.00	30,000.00	103,260.84	103,260.84	103,260.84	0.00	0.00	<div style="border: 1px solid black; width: 100%; height: 10px;"></div>
			Page Totals	140,989.00	0.00	32,752.93	108,236.07	108,236.07	108,236.07	0.00	0.00	<div style="border: 1px solid black; width: 100%; height: 10px;"></div>
			Grand Totals	140,989.00	0.00	32,752.93	108,236.07	108,236.07	108,236.07	0.00	0.00	<div style="border: 1px solid black; width: 100%; height: 10px;"></div>

Printed on Wednesday, March 22 2017 11:08 AM by Laclarence Mays.

Expense Report

GADSDEN COUNTY SCHOOLS
 CUSTOM DATE 07/01/2016 - 03/22/2017
 PRINTED FROM: FOCUS ERP
 FUND: 110 GENERAL FUND
 SORT: FUND/FUNCTION/OBJECT

Fund	Function	Object	Year	Budgeted	Committed	Encumbered	Expended MTD	Expended QTD	Expended YTD	Balance	Percent	Visual Percent
110	7900	410	2016 - 2017	28,294.39	0.00	0.00	28,294.39	28,294.39	28,294.39	0.00	0.00	▬
110	7900	420	2016 - 2017	41,410.66	0.00	20,506.67	20,903.99	20,903.99	20,903.99	0.00	0.00	▬
110	7900	430	2016 - 2017	1,113,045.62	0.00	0.00	1,113,045.62	1,113,045.62	1,113,045.62	0.00	0.00	▬
			Page Totals	1,182,750.67	0.00	20,506.67	1,162,244.00	1,162,244.00	1,162,244.00	0.00	0.00	▬
			Grand Totals	1,182,750.67	0.00	20,506.67	1,162,244.00	1,162,244.00	1,162,244.00	0.00	0.00	▬

Printed on Wednesday, March 22 2017 11:08 AM by Laclarence Mays.

Expense Report












GADSDEN COUNTY SCHOOLS
 CUSTOM DATE 07/01/2016 - 03/22/2017
 PRINTED FROM: FOCUS ERP
 FUND: 110 GENERAL FUND
 SORT: FUND/FUNCTION/OBJECT

Fund	Function	Object	Year	Budgeted	Committed	Encumbered	Expended MTD	Expended QTD	Expended YTD	Balance	Percent	Visual Percent
110	8100	420	2016 - 2017	482.38	0.00	84.00	398.38	398.38	398.38	0.00	0.00	
110	8100	440	2016 - 2017	7,000.00	0.00	5,761.94	1,238.06	1,238.06	1,238.06	0.00	0.00	
110	8100	460	2016 - 2017	3,000.00	0.00	2,127.90	872.10	872.10	872.10	0.00	0.00	
			Page Totals	10,482.38	0.00	7,973.84	2,508.54	2,508.54	2,508.54	0.00	0.00	
			Grand Totals	10,482.38	0.00	7,973.84	2,508.54	2,508.54	2,508.54	0.00	0.00	

Printed on Wednesday, March 22 2017 11:09 AM by Laclarence Mays.

Expense Report

GADSDEN COUNTY SCHOOLS
 CUSTOM DATE 07/01/2016 - 03/22/2017
 PRINTED FROM: FOCUS ERP
 FUND: 110 GENERAL FUND
 SORT: FUND/FUNCTION/OBJECT

Fund	Function	Object	Year	Budgeted	Committed	Encumbered	Expended MTD	Expended QTD	Expended YTD	Balance	Percent	Visual Percent
110	5100	510	<u>2016 - 2017</u>	186,175.92	0.00	1,880.82	184,225.10	184,225.10	184,225.10	70.00	0.04	
110	5100	520	<u>2016 - 2017</u>	58,056.41	0.00	67.20	57,711.21	57,711.21	57,711.21	278.00	0.48	
110	5200	510	<u>2016 - 2017</u>	305.36	0.00	0.00	305.36	305.36	305.36	0.00	0.00	
110	5300	510	<u>2016 - 2017</u>	90,883.50	0.00	23,114.39	22,912.75	22,912.75	22,912.75	44,856.36	49.36	
110	5300	520	<u>2016 - 2017</u>	8,000.00	0.00	3,280.69	0.00	0.00	0.00	4,719.31	58.99	
110	5400	520	<u>2016 - 2017</u>	276.46	0.00	0.00	276.46	276.46	276.46	0.00	0.00	
110	5500	510	<u>2016 - 2017</u>	16,343.03	0.00	633.76	10,774.28	10,774.28	10,774.28	4,934.99	30.20	
110	5500	570	<u>2016 - 2017</u>	5,016.00	0.00	0.00	5,016.00	5,016.00	5,016.00	0.00	0.00	
110	5900	510	<u>2016 - 2017</u>	72,779.14	0.00	0.00	72,240.68	72,240.68	72,240.68	538.46	0.74	
			Page Totals	437,835.82	0.00	28,976.86	353,461.84	353,461.84	353,461.84	55,397.12	12.65	
			Grand Totals	437,835.82	0.00	28,976.86	353,461.84	353,461.84	353,461.84	55,397.12	12.65	

Printed on Wednesday, March 22 2017 11:10 AM by Laclarence Mays.

Expense Report

GADSDEN COUNTY SCHOOLS
 CUSTOM DATE 07/01/2016 - 03/22/2017
 PRINTED FROM: FOCUS ERP
 FUND: 110 GENERAL FUND
 SORT: FUND/FUNCTION/OBJECT

Fund	Function	Object	Year	Budgeted	Committed	Encumbered	Expended MTD	Expended QTD	Expended YTD	Balance	Percent	Visual Percent
110	6100	510	2016 - 2017	4,540.83	0.00	0.00	4,540.83	4,540.83	4,540.83	0.00	0.00	<div style="width: 0%; height: 10px; background-color: black;"></div>
			Page Totals	4,540.83	0.00	0.00	4,540.83	4,540.83	4,540.83	0.00	0.00	<div style="width: 0%; height: 10px; background-color: black;"></div>
			Grand Totals	4,540.83	0.00	0.00	4,540.83	4,540.83	4,540.83	0.00	0.00	<div style="width: 0%; height: 10px; background-color: black;"></div>

Printed on Wednesday, March 22 2017 11:10 AM by Laclarence Mays.

Expense Report

GADSDEN COUNTY SCHOOLS
 CUSTOM DATE 07/01/2016 - 03/22/2017
 PRINTED FROM: FOCUS ERP
 FUND: 110 GENERAL FUND
 SORT: FUND/FUNCTION/OBJECT

Fund	Function	Object	Year	Budgeted	Committed	Encumbered	Expended MTD	Expended QTD	Expended YTD	Balance	Percent	Visual Percent
110	6400	510	2016 - 2017	458,156.12	0.00	357.00	0.00	0.00	0.00	457,799.12	99.92	<div style="width: 99.92%; border: 1px solid black;"></div>
110	6400	590	2016 - 2017	13,070.98	0.00	0.00	13,070.98	13,070.98	13,070.98	0.00	0.00	<div style="width: 0.00%; border: 1px solid black;"></div>
			Page Totals	471,227.10	0.00	357.00	13,070.98	13,070.98	13,070.98	457,799.12	97.15	<div style="width: 97.15%; border: 1px solid black;"></div>
			Grand Totals	471,227.10	0.00	357.00	13,070.98	13,070.98	13,070.98	457,799.12	97.15	<div style="width: 97.15%; border: 1px solid black;"></div>

Printed on Wednesday, March 22 2017 11:11 AM by Laclarence Mays.

Expense Report

GADSDEN COUNTY SCHOOLS
 CUSTOM DATE 07/01/2016 - 03/22/2017
 PRINTED FROM: FOCUS ERP
 FUND: 110 GENERAL FUND
 SORT: FUND/FUNCTION/OBJECT

Fund	Function	Object	Year	Budgeted	Committed	Encumbered	Expended MTD	Expended QTD	Expended YTD	Balance	Percent	Visual Percent
110	6500	510	<u>2016 - 2017</u>	253.17	0.00	0.00	253.17	253.17	253.17	0.00	0.00	▬
			Page Totals	253.17	0.00	0.00	253.17	253.17	253.17	0.00	0.00	▬
			Grand Totals	253.17	0.00	0.00	253.17	253.17	253.17	0.00	0.00	▬

Printed on Wednesday, March 22 2017 11:11 AM by Laclarence Mays.

Expense Report

GADSDEN COUNTY SCHOOLS
 CUSTOM DATE 07/01/2016 - 03/22/2017
 PRINTED FROM: FOCUS ERP
 FUND: 110 GENERAL FUND
 SORT: FUND/FUNCTION/OBJECT

Fund	Function	Object	Year	Budgeted	Committed	Encumbered	Expended MTD	Expended QTD	Expended YTD	Balance	Percent	Visual Percent
110	7100	510	2016 - 2017	4,214.76	0.00	1,518.74	2,696.02	2,696.02	2,696.02	0.00	0.00	
110	7100	530	2016 - 2017	1,000.00	0.00	919.00	81.00	81.00	81.00	0.00	0.00	
			Page Totals	5,214.76	0.00	2,437.74	2,777.02	2,777.02	2,777.02	0.00	0.00	
			Grand Totals	5,214.76	0.00	2,437.74	2,777.02	2,777.02	2,777.02	0.00	0.00	

Printed on Wednesday, March 22 2017 11:12 AM by Laclarence Mays.

Expense Report

GADSDEN COUNTY SCHOOLS
 CUSTOM DATE 07/01/2016 - 03/22/2017
 PRINTED FROM: FOCUS ERP
 FUND: 110 GENERAL FUND
 SORT: FUND/FUNCTION/OBJECT

Fund	Function	Object	Year	Budgeted	Committed	Encumbered	Expended MTD	Expended QTD	Expended YTD	Balance	Percent	Visual Percent
110	7200	510	2016 - 2017	68,059.46	0.00	2,796.51	15,262.95	15,262.95	15,262.95	50,000.00	73.47	<input type="text"/>
			Page Totals	68,059.46	0.00	2,796.51	15,262.95	15,262.95	15,262.95	50,000.00	73.47	<input type="text"/>
			Grand Totals	68,059.46	0.00	2,796.51	15,262.95	15,262.95	15,262.95	50,000.00	73.47	<input type="text"/>

Printed on Wednesday, March 22 2017 11:13 AM by Laclarence Mays.

Expense Report

GADSDEN COUNTY SCHOOLS
 CUSTOM DATE 07/01/2016 - 03/22/2017
 PRINTED FROM: FOCUS ERP
 FUND: 110 GENERAL FUND
 SORT: FUND/FUNCTION/OBJECT

Fund	Function	Object	Year	Budgeted	Committed	Encumbered	Expended MTD	Expended QTD	Expended YTD	Balance	Percent	Visual Percent
110	7300	510	2016 - 2017	1,090.00	0.00	0.00	1,090.00	1,090.00	1,090.00	0.00	0.00	▬
			Page Totals	1,090.00	0.00	0.00	1,090.00	1,090.00	1,090.00	0.00	0.00	▬
			Grand Totals	1,090.00	0.00	0.00	1,090.00	1,090.00	1,090.00	0.00	0.00	▬

Printed on Wednesday, March 22 2017 11:13 AM by Laclarence Mays.

Expense Report

GADSDEN COUNTY SCHOOLS
 CUSTOM DATE 07/01/2016 - 03/22/2017
 PRINTED FROM: FOCUS ERP
 FUND: 110 GENERAL FUND
 SORT: FUND/FUNCTION/OBJECT

Fund	Function	Object	Year	Budgeted	Committed	Encumbered	Expended MTD	Expended QTD	Expended YTD	Balance	Percent	Visual Percent
110	7500	510	2016 - 2017	17,388.11	0.00	5,094.23	12,293.88	12,293.88	12,293.88	0.00	0.00	<div style="width: 0%; height: 10px; background-color: black;"></div>
110	7500	560	2016 - 2017	83.34	0.00	0.00	83.34	83.34	83.34	0.00	0.00	<div style="width: 0%; height: 10px; background-color: black;"></div>
			Page Totals	17,471.45	0.00	5,094.23	12,377.22	12,377.22	12,377.22	0.00	0.00	<div style="width: 0%; height: 10px; background-color: black;"></div>
			Grand Totals	17,471.45	0.00	5,094.23	12,377.22	12,377.22	12,377.22	0.00	0.00	<div style="width: 0%; height: 10px; background-color: black;"></div>

Printed on Wednesday, March 22 2017 11:14 AM by Laclarence Mays.

Expense Report

GADSDEN COUNTY SCHOOLS
 CUSTOM DATE 07/01/2016 - 03/22/2017
 PRINTED FROM: FOCUS ERP
 FUND: 110 GENERAL FUND
 SORT: FUND/FUNCTION/OBJECT

Fund	Function	Object	Year	Budgeted	Committed	Encumbered	Expended MTD	Expended QTD	Expended YTD	Balance	Percent	Visual Percent
110	7700	510	2016 - 2017	5,543.34	0.00	2,896.18	2,647.16	2,647.16	2,647.16	0.00	0.00	▬
			Page Totals	5,543.34	0.00	2,896.18	2,647.16	2,647.16	2,647.16	0.00	0.00	▬
			Grand Totals	5,543.34	0.00	2,896.18	2,647.16	2,647.16	2,647.16	0.00	0.00	▬

Printed on Wednesday, March 22 2017 11:14 AM by Laclarence Mays.

Expense Report

GADSDEN COUNTY SCHOOLS
 CUSTOM DATE 07/01/2016 - 03/22/2017
 PRINTED FROM: FOCUS ERP
 FUND: 110 GENERAL FUND
 SORT: FUND/FUNCTION/OBJECT

Fund	Function	Object	Year	Budgeted	Committed	Encumbered	Expended MTD	Expended QTD	Expended YTD	Balance	Percent	Visual Percent
110	7800	510	2016 - 2017	32,429.86	0.00	1,998.53	30,431.33	30,431.33	30,431.33	0.00	0.00	<div style="width: 100%; height: 10px; background-color: black;"></div>
110	7800	540	2016 - 2017	6,645.65	0.00	1,100.00	5,545.65	5,545.65	5,545.65	0.00	0.00	<div style="width: 100%; height: 10px; background-color: black;"></div>
110	7800	550	2016 - 2017	25,907.49	27.30	46,954.96	-21,320.44	-21,320.44	-21,320.44	245.67	0.95	<div style="width: 100%; height: 10px; background-color: black;"></div>
110	7800	560	2016 - 2017	52,743.91	0.00	11,596.51	41,147.40	41,147.40	41,147.40	0.00	0.00	<div style="width: 100%; height: 10px; background-color: black;"></div>
			Page Totals	117,726.91	27.30	61,650.00	55,803.94	55,803.94	55,803.94	245.67	0.21	<div style="width: 100%; height: 10px; background-color: black;"></div>
			Grand Totals	117,726.91	27.30	61,650.00	55,803.94	55,803.94	55,803.94	245.67	0.21	<div style="width: 100%; height: 10px; background-color: black;"></div>

Printed on Wednesday, March 22 2017 11:16 AM by Laclarence Mays.

Expense Report

GADSDEN COUNTY SCHOOLS
 CUSTOM DATE 07/01/2016 - 03/22/2017
 PRINTED FROM: FOCUS ERP
 FUND: 110 GENERAL FUND
 SORT: FUND/FUNCTION/OBJECT

Fund	Function	Object	Year	Budgeted	Committed	Encumbered	Expended MTD	Expended QTD	Expended YTD	Balance	Percent	Visual Percent
110	7900	510	2016 - 2017	176,708.50	0.00	24,484.59	121,322.00	121,322.00	121,322.00	30,901.91	17.49	<div style="width: 17.49%; border: 1px solid black;"></div>
110	7900	550	2016 - 2017	5,000.00	0.00	1,010.25	3,989.75	3,989.75	3,989.75	0.00	0.00	<div style="width: 0.00%; border: 1px solid black;"></div>
			Page Totals	181,708.50	0.00	25,494.84	125,311.75	125,311.75	125,311.75	30,901.91	17.01	<div style="width: 17.01%; border: 1px solid black;"></div>
			Grand Totals	181,708.50	0.00	25,494.84	125,311.75	125,311.75	125,311.75	30,901.91	17.01	<div style="width: 17.01%; border: 1px solid black;"></div>

Printed on Wednesday, March 22 2017 11:16 AM by Laclarence Mays.

Expense Report

GADSDEN COUNTY SCHOOLS
 CUSTOM DATE 07/01/2016 - 03/22/2017
 PRINTED FROM: FOCUS ERP
 FUND: 110 GENERAL FUND
 SORT: FUND/FUNCTION/OBJECT

Fund	Function	Object	Year	Budgeted	Committed	Encumbered	Expended MTD	Expended QTD	Expended YTD	Balance	Percent	Visual Percent
110	8100	510	<u>2016 - 2017</u>	53,641.27	0.00	12,761.08	40,880.19	40,880.19	40,880.19	0.00	0.00	
110	8100	550	<u>2016 - 2017</u>	275.00	0.00	0.00	275.00	275.00	275.00	0.00	0.00	
			Page Totals	53,916.27	0.00	12,761.08	41,155.19	41,155.19	41,155.19	0.00	0.00	
			Grand Totals	53,916.27	0.00	12,761.08	41,155.19	41,155.19	41,155.19	0.00	0.00	

Printed on Wednesday, March 22 2017 11:17 AM by Laclarence Mays.

Expense Report

GADSDEN COUNTY SCHOOLS
 CUSTOM DATE 07/01/2016 - 03/22/2017
 PRINTED FROM: FOCUS ERP
 FUND: 110 GENERAL FUND
 SORT: FUND/FUNCTION/OBJECT

Fund	Function	Object	Year	Budgeted	Committed	Encumbered	Expended MTD	Expended QTD	Expended YTD	Balance	Percent	Visual Percent
110	8200	510	2016 - 2017	40,901.06	0.00	19,367.38	21,533.68	21,533.68	21,533.68	0.00	0.00	▬
			Page Totals	40,901.06	0.00	19,367.38	21,533.68	21,533.68	21,533.68	0.00	0.00	▬
			Grand Totals	40,901.06	0.00	19,367.38	21,533.68	21,533.68	21,533.68	0.00	0.00	▬

Printed on Wednesday, March 22 2017 11:19 AM by Laclarence Mays.

Expense Report

GADSDEN COUNTY SCHOOLS
 CUSTOM DATE 07/01/2016 - 03/22/2017
 PRINTED FROM: FOCUS ERP
 FUND: 110 GENERAL FUND
 SORT: FUND/FUNCTION/OBJECT

Fund	Function	Object	Year	Budgeted	Committed	Encumbered	Expended MTD	Expended QTD	Expended YTD	Balance	Percent	Visual Percent
110	5300	643	2016 - 2017	24,000.00	0.00	8,570.72	11,066.75	11,066.75	11,066.75	4,362.53	18.18	<input type="text"/>
110	5300	644	2016 - 2017	7,940.00	0.00	0.00	6,283.90	6,283.90	6,283.90	1,656.10	20.86	<input type="text"/>
110	5900	621	2016 - 2017	402,730.14	0.00	0.00	0.00	0.00	0.00	402,730.14	100.00	<input type="text"/>
			Page Totals	434,670.14	0.00	8,570.72	17,350.65	17,350.65	17,350.65	408,748.77	94.04	<input type="text"/>
			Grand Totals	434,670.14	0.00	8,570.72	17,350.65	17,350.65	17,350.65	408,748.77	94.04	<input type="text"/>

Printed on Wednesday, March 22 2017 11:23 AM by Laclarence Mays.

Expense Report

GADSDEN COUNTY SCHOOLS
 CUSTOM DATE 07/01/2016 - 03/22/2017
 PRINTED FROM: FOCUS ERP
 FUND: 110 GENERAL FUND
 SORT: FUND/FUNCTION/OBJECT

Fund	Function	Object	Year	Budgeted	Committed	Encumbered	Expended MTD	Expended QTD	Expended YTD	Balance	Percent	Visual Percent
110	6500	621	2016 - 2017	32,126.73	0.00	0.00	32,126.73	32,126.73	32,126.73	0.00	0.00	<div style="width: 0%; height: 10px; border: 1px solid black;"></div>
110	6500	644	2016 - 2017	18,476.49	0.00	17,583.00	893.49	893.49	893.49	0.00	0.00	<div style="width: 0%; height: 10px; border: 1px solid black;"></div>
110	6500	690	2016 - 2017	47,519.00	0.00	0.00	47,519.00	47,519.00	47,519.00	0.00	0.00	<div style="width: 0%; height: 10px; border: 1px solid black;"></div>
			Page Totals	98,122.22	0.00	17,583.00	80,539.22	80,539.22	80,539.22	0.00	0.00	<div style="width: 0%; height: 10px; border: 1px solid black;"></div>
			Grand Totals	98,122.22	0.00	17,583.00	80,539.22	80,539.22	80,539.22	0.00	0.00	<div style="width: 0%; height: 10px; border: 1px solid black;"></div>

Printed on Wednesday, March 22 2017 11:25 AM by Laclarence Mays.

Expense Report

GADSDEN COUNTY SCHOOLS
 CUSTOM DATE 07/01/2016 - 03/22/2017
 PRINTED FROM: FOCUS ERP
 FUND: 110 GENERAL FUND
 SORT: FUND/FUNCTION/OBJECT

Fund	Function	Object	Year	Budgeted	Committed	Encumbered	Expended MTD	Expended QTD	Expended YTD	Balance	Percent	Visual Percent
110	7200	641	2016 - 2017	4,573.82	0.00	790.32	3,783.50	3,783.50	3,783.50	0.00	0.00	<div style="border: 1px solid black; width: 100px; height: 10px;"></div>
110	7200	642	2016 - 2017	8,228.67	0.00	3,096.04	5,132.63	5,132.63	5,132.63	0.00	0.00	<div style="border: 1px solid black; width: 100px; height: 10px;"></div>
110	7200	643	2016 - 2017	1,669.58	0.00	1,669.58	0.00	0.00	0.00	0.00	0.00	<div style="border: 1px solid black; width: 100px; height: 10px;"></div>
110	7200	644	2016 - 2017	258.89	0.00	0.00	258.89	258.89	258.89	0.00	0.00	<div style="border: 1px solid black; width: 100px; height: 10px;"></div>
			Page Totals	14,730.96	0.00	5,555.94	9,175.02	9,175.02	9,175.02	0.00	0.00	<div style="border: 1px solid black; width: 100px; height: 10px;"></div>
			Grand Totals	14,730.96	0.00	5,555.94	9,175.02	9,175.02	9,175.02	0.00	0.00	<div style="border: 1px solid black; width: 100px; height: 10px;"></div>

Printed on Wednesday, March 22 2017 11:25 AM by Laclarence Mays.

Expense Report

GADSDEN COUNTY SCHOOLS
 CUSTOM DATE 07/01/2016 - 03/22/2017
 PRINTED FROM: FOCUS ERP
 FUND: 110 GENERAL FUND
 SORT: FUND/FUNCTION/OBJECT

Fund	Function	Object	Year	Budgeted	Committed	Encumbered	Expended MTD	Expended QTD	Expended YTD	Balance	Percent	Visual Percent
110	7300	641	2016 - 2017	8,739.86	0.00	0.00	8,739.86	8,739.86	8,739.86	0.00	0.00	<div style="width: 0%; height: 10px; border: 1px solid black;"></div>
110	7300	642	2016 - 2017	3,683.36	0.00	466.40	3,216.96	3,216.96	3,216.96	0.00	0.00	<div style="width: 0%; height: 10px; border: 1px solid black;"></div>
			Page Totals	12,423.22	0.00	466.40	11,956.82	11,956.82	11,956.82	0.00	0.00	<div style="width: 0%; height: 10px; border: 1px solid black;"></div>
			Grand Totals	12,423.22	0.00	466.40	11,956.82	11,956.82	11,956.82	0.00	0.00	<div style="width: 0%; height: 10px; border: 1px solid black;"></div>

Printed on Wednesday, March 22 2017 11:25 AM by Laclarence Mays.

Expense Report

GADSDEN COUNTY SCHOOLS
 CUSTOM DATE 07/01/2016 - 03/22/2017
 PRINTED FROM: FOCUS ERP
 FUND: 110 GENERAL FUND
 SORT: FUND/FUNCTION/OBJECT

Fund	Function	Object	Year	Budgeted	Committed	Encumbered	Expended MTD	Expended QTD	Expended YTD	Balance	Percent	Visual Percent
110	7400	681	2016 - 2017	3,965.00	0.00	0.00	3,965.00	3,965.00	3,965.00	0.00	0.00	<div style="border: 1px solid black; width: 100px; height: 10px;"></div>
			Page Totals	3,965.00	0.00	0.00	3,965.00	3,965.00	3,965.00	0.00	0.00	<div style="border: 1px solid black; width: 100px; height: 10px;"></div>
			Grand Totals	3,965.00	0.00	0.00	3,965.00	3,965.00	3,965.00	0.00	0.00	<div style="border: 1px solid black; width: 100px; height: 10px;"></div>

Printed on Wednesday, March 22 2017 11:26 AM by Laclarence Mays.

Expense Report

GADSDEN COUNTY SCHOOLS
 CUSTOM DATE 07/01/2016 - 03/22/2017
 PRINTED FROM: FOCUS ERP
 FUND: 110 GENERAL FUND
 SORT: FUND/FUNCTION/OBJECT

Fund	Function	Object	Year	Budgeted	Committed	Encumbered	Expended MTD	Expended QTD	Expended YTD	Balance	Percent	Visual Percent
110	7500	643	2016 - 2017	2,382.66	0.00	0.00	2,382.66	2,382.66	2,382.66	0.00	0.00	<div style="width: 100%; height: 10px; background-color: black;"></div>
110	7500	644	2016 - 2017	5,185.53	0.00	0.00	5,185.53	5,185.53	5,185.53	0.00	0.00	<div style="width: 100%; height: 10px; background-color: black;"></div>
			Page Totals	7,568.19	0.00	0.00	7,568.19	7,568.19	7,568.19	0.00	0.00	<div style="width: 100%; height: 10px; background-color: black;"></div>
			Grand Totals	7,568.19	0.00	0.00	7,568.19	7,568.19	7,568.19	0.00	0.00	<div style="width: 100%; height: 10px; background-color: black;"></div>

Printed on Wednesday, March 22 2017 11:26 AM by Laclarence Mays.

Expense Report

GADSDEN COUNTY SCHOOLS
 CUSTOM DATE 07/01/2016 - 03/22/2017
 PRINTED FROM: FOCUS ERP
 FUND: 110 GENERAL FUND
 SORT: FUND/FUNCTION/OBJECT

Fund	Function	Object	Year	Budgeted	Committed	Encumbered	Expended MTD	Expended QTD	Expended YTD	Balance	Percent	Visual Percent
110	7700	641	2016 - 2017	978.40	0.00	0.00	978.40	978.40	978.40	0.00	0.00	
110	7700	642	2016 - 2017	1,001.92	0.00	1,001.92	0.00	0.00	0.00	0.00	0.00	
			Page Totals	1,980.32	0.00	1,001.92	978.40	978.40	978.40	0.00	0.00	
			Grand Totals	1,980.32	0.00	1,001.92	978.40	978.40	978.40	0.00	0.00	

Printed on Wednesday, March 22 2017 11:26 AM by Laclarence Mays.

Expense Report

GADSDEN COUNTY SCHOOLS
 CUSTOM DATE 07/01/2016 - 03/22/2017
 PRINTED FROM: FOCUS ERP
 FUND: 110 GENERAL FUND
 SORT: FUND/FUNCTION/OBJECT

Fund	Function	Object	Year	Budgeted	Committed	Encumbered	Expended MTD	Expended QTD	Expended YTD	Balance	Percent	Visual Percent
110	7800	642	2016 - 2017	195.99	0.00	195.99	0.00	0.00	0.00	0.00	0.00	<div style="width: 0%; height: 10px; background-color: black;"></div>
110	7800	643	2016 - 2017	2,144.90	0.00	0.00	2,144.90	2,144.90	2,144.90	0.00	0.00	<div style="width: 0%; height: 10px; background-color: black;"></div>
110	7800	651	2016 - 2017	11,000.00	0.00	11,000.00	0.00	0.00	0.00	0.00	0.00	<div style="width: 0%; height: 10px; background-color: black;"></div>
			Page Totals	13,340.89	0.00	11,195.99	2,144.90	2,144.90	2,144.90	0.00	0.00	<div style="width: 0%; height: 10px; background-color: black;"></div>
			Grand Totals	13,340.89	0.00	11,195.99	2,144.90	2,144.90	2,144.90	0.00	0.00	<div style="width: 0%; height: 10px; background-color: black;"></div>

Printed on Wednesday, March 22 2017 11:27 AM by Laclarence Mays.

Expense Report

GADSDEN COUNTY SCHOOLS
 CUSTOM DATE 07/01/2016 - 03/22/2017
 PRINTED FROM: FOCUS ERP
 FUND: 110 GENERAL FUND
 SORT: FUND/FUNCTION/OBJECT

Fund	Function	Object	Year	Budgeted	Committed	Encumbered	Expended MTD	Expended QTD	Expended YTD	Balance	Percent	Visual Percent
110	7900	681	2016 - 2017	1,500.00	0.00	0.00	0.00	0.00	0.00	1,500.00	100.00	[Progress Bar]
			Page Totals	1,500.00	0.00	0.00	0.00	0.00	0.00	1,500.00	100.00	[Progress Bar]
			Grand Totals	1,500.00	0.00	0.00	0.00	0.00	0.00	1,500.00	100.00	[Progress Bar]

Printed on Wednesday, March 22 2017 11:27 AM by Laclarence Mays.

Expense Report

GADSDEN COUNTY SCHOOLS
 CUSTOM DATE 07/01/2016 - 03/22/2017
 PRINTED FROM: FOCUS ERP
 FUND: 110 GENERAL FUND
 SORT: FUND/FUNCTION/OBJECT

Fund	Function	Object	Year	Budgeted	Committed	Encumbered	Expended MTD	Expended QTD	Expended YTD	Balance	Percent	Visual Percent
110	8100	670	2016 - 2017	842.30	0.00	0.00	842.30	842.30	842.30	0.00	0.00	▬
			Page Totals	842.30	0.00	0.00	842.30	842.30	842.30	0.00	0.00	▬
			Grand Totals	842.30	0.00	0.00	842.30	842.30	842.30	0.00	0.00	▬

Printed on Wednesday, March 22 2017 11:28 AM by Laclarence Mays.

Expense Report

GADSDEN COUNTY SCHOOLS
 CUSTOM DATE 07/01/2016 - 03/22/2017
 PRINTED FROM: FOCUS ERP
 FUND: 110 GENERAL FUND
 SORT: FUND/FUNCTION/OBJECT

Fund	Function	Object	Year	Budgeted	Committed	Encumbered	Expended MTD	Expended QTD	Expended YTD	Balance	Percent	Visual Percent
110	8200	642	2016 - 2017	150.06	0.00	0.00	150.06	150.06	150.06	0.00	0.00	<div style="width: 100%; height: 10px; background-color: black;"></div>
110	8200	643	2016 - 2017	25,996.77	0.00	0.00	25,996.77	25,996.77	25,996.77	0.00	0.00	<div style="width: 100%; height: 10px; background-color: black;"></div>
110	8200	644	2016 - 2017	2,774.50	0.00	0.00	2,774.50	2,774.50	2,774.50	0.00	0.00	<div style="width: 100%; height: 10px; background-color: black;"></div>
110	8200	690	2016 - 2017	14,386.94	0.00	0.00	14,386.94	14,386.94	14,386.94	0.00	0.00	<div style="width: 100%; height: 10px; background-color: black;"></div>
			Page Totals	43,308.27	0.00	0.00	43,308.27	43,308.27	43,308.27	0.00	0.00	<div style="width: 100%; height: 10px; background-color: black;"></div>
			Grand Totals	43,308.27	0.00	0.00	43,308.27	43,308.27	43,308.27	0.00	0.00	<div style="width: 100%; height: 10px; background-color: black;"></div>

Printed on Wednesday, March 22 2017 11:28 AM by Laclarence Mays.

Expense Report

GADSDEN COUNTY SCHOOLS
 CUSTOM DATE 07/01/2016 - 03/22/2017
 PRINTED FROM: FOCUS ERP
 FUND: 110 GENERAL FUND
 SORT: FUND/FUNCTION/OBJECT

Fund	Function	Object	Year	Budgeted	Committed	Encumbered	Expended MTD	Expended QTD	Expended YTD	Balance	Percent	Visual Percent
110	5100	730	2016 - 2017	2,914.50	0.00	0.00	2,914.50	2,914.50	2,914.50	0.00	0.00	▬▬▬▬▬▬▬▬▬▬
			Page Totals	2,914.50	0.00	0.00	2,914.50	2,914.50	2,914.50	0.00	0.00	▬▬▬▬▬▬▬▬▬▬
			Grand Totals	2,914.50	0.00	0.00	2,914.50	2,914.50	2,914.50	0.00	0.00	▬▬▬▬▬▬▬▬▬▬

Printed on Wednesday, March 22 2017 11:31 AM by Laclarence Mays.

Expense Report

GADSDEN COUNTY SCHOOLS
 CUSTOM DATE 07/01/2016 - 03/22/2017
 PRINTED FROM: FOCUS ERP
 FUND: 110 GENERAL FUND
 SORT: FUND/FUNCTION/OBJECT

Fund	Function	Object	Year	Budgeted	Committed	Encumbered	Expended MTD	Expended QTD	Expended YTD	Balance	Percent	Visual Percent
110	6400	730	2016 - 2017	4,252.00	0.00	0.00	4,252.00	4,252.00	4,252.00	0.00	0.00	<div style="border: 1px solid black; width: 100px; height: 10px;"></div>
			Page Totals	4,252.00	0.00	0.00	4,252.00	4,252.00	4,252.00	0.00	0.00	<div style="border: 1px solid black; width: 100px; height: 10px;"></div>
			Grand Totals	4,252.00	0.00	0.00	4,252.00	4,252.00	4,252.00	0.00	0.00	<div style="border: 1px solid black; width: 100px; height: 10px;"></div>

Printed on Wednesday, March 22 2017 11:32 AM by Laclarence Mays.

Expense Report

GADSDEN COUNTY SCHOOLS
 CUSTOM DATE 07/01/2016 - 03/22/2017
 PRINTED FROM: FOCUS ERP
 FUND: 110 GENERAL FUND
 SORT: FUND/FUNCTION/OBJECT

Fund	Function	Object	Year	Budgeted	Committed	Encumbered	Expended MTD	Expended QTD	Expended YTD	Balance	Percent	Visual Percent
110	7100	730	2016 - 2017	58,504.00	0.00	0.00	58,084.00	58,084.00	58,084.00	420.00	0.72	<div style="width: 72%; border: 1px solid black; height: 10px;"></div>
			Page Totals	58,504.00	0.00	0.00	58,084.00	58,084.00	58,084.00	420.00	0.72	<div style="width: 72%; border: 1px solid black; height: 10px;"></div>
			Grand Totals	58,504.00	0.00	0.00	58,084.00	58,084.00	58,084.00	420.00	0.72	<div style="width: 72%; border: 1px solid black; height: 10px;"></div>

Printed on Wednesday, March 22 2017 11:32 AM by Laclarence Mays.

Expense Report

GADSDEN COUNTY SCHOOLS
 CUSTOM DATE 07/01/2016 - 03/22/2017
 PRINTED FROM: FOCUS ERP
 FUND: 110 GENERAL FUND
 SORT: FUND/FUNCTION/OBJECT

Fund	Function	Object	Year	Budgeted	Committed	Encumbered	Expended MTD	Expended QTD	Expended YTD	Balance	Percent	Visual Percent
110	7200	730	2016 - 2017	57,734.87	0.00	0.00	57,734.87	57,734.87	57,734.87	0.00	0.00	<div style="width: 100%; height: 10px; border: 1px solid black;"></div>
110	7200	790	2016 - 2017	-227.86	0.00	0.00	-227.86	-227.86	-227.86	0.00	0.00	<div style="width: 100%; height: 10px; border: 1px solid black;"></div>
			Page Totals	57,507.01	0.00	0.00	57,507.01	57,507.01	57,507.01	0.00	0.00	<div style="width: 100%; height: 10px; border: 1px solid black;"></div>
			Grand Totals	57,507.01	0.00	0.00	57,507.01	57,507.01	57,507.01	0.00	0.00	<div style="width: 100%; height: 10px; border: 1px solid black;"></div>

Printed on Wednesday, March 22 2017 11:33 AM by Laclarence Mays.

Expense Report

GADSDEN COUNTY SCHOOLS
 CUSTOM DATE 07/01/2016 - 03/22/2017
 PRINTED FROM: FOCUS ERP
 FUND: 110 GENERAL FUND
 SORT: FUND/FUNCTION/OBJECT

Fund	Function	Object	Year	Budgeted	Committed	Encumbered	Expended MTD	Expended QTD	Expended YTD	Balance	Percent	Visual Percent
110	7700	730	2016 - 2017	330.00	0.00	0.00	330.00	330.00	330.00	0.00	0.00	<div style="width: 0%; height: 10px; border: 1px solid black;"></div>
			Page Totals	330.00	0.00	0.00	330.00	330.00	330.00	0.00	0.00	<div style="width: 0%; height: 10px; border: 1px solid black;"></div>
			Grand Totals	330.00	0.00	0.00	330.00	330.00	330.00	0.00	0.00	<div style="width: 0%; height: 10px; border: 1px solid black;"></div>

Printed on Wednesday, March 22 2017 11:34 AM by Laclarence Mays.

Expense Report

GADSDEN COUNTY SCHOOLS
 CUSTOM DATE 07/01/2016 - 03/22/2017
 PRINTED FROM: FOCUS ERP
 FUND: 110 GENERAL FUND
 SORT: FUND/FUNCTION/OBJECT

Fund	Function	Object	Year	Budgeted	Committed	Encumbered	Expended MTD	Expended QTD	Expended YTD	Balance	Percent	Visual Percent
110	7800	730	2016 - 2017	455.99	0.00	0.00	455.99	455.99	455.99	0.00	0.00	<div style="border: 1px solid black; width: 100%; height: 10px;"></div>
			Page Totals	455.99	0.00	0.00	455.99	455.99	455.99	0.00	0.00	<div style="border: 1px solid black; width: 100%; height: 10px;"></div>
			Grand Totals	455.99	0.00	0.00	455.99	455.99	455.99	0.00	0.00	<div style="border: 1px solid black; width: 100%; height: 10px;"></div>

Printed on Wednesday, March 22 2017 11:34 AM by Laclarence Mays.

Expense Report

GADSDEN COUNTY SCHOOLS
 CUSTOM DATE 07/01/2016 - 03/22/2017
 PRINTED FROM: FOCUS ERP
 FUND: 110 GENERAL FUND
 SORT: FUND/FUNCTION/OBJECT

Fund	Function	Object	Year	Budgeted	Committed	Encumbered	Expended MTD	Expended QTD	Expended YTD	Balance	Percent	Visual Percent
110	8100	730	2016 - 2017	545.00	0.00	0.00	545.00	545.00	545.00	0.00	0.00	<div style="width: 100%; height: 10px; border: 1px solid black;"></div>
			Page Totals	545.00	0.00	0.00	545.00	545.00	545.00	0.00	0.00	<div style="width: 100%; height: 10px; border: 1px solid black;"></div>
			Grand Totals	545.00	0.00	0.00	545.00	545.00	545.00	0.00	0.00	<div style="width: 100%; height: 10px; border: 1px solid black;"></div>

Printed on Wednesday, March 22 2017 11:35 AM by Laclarence Mays.

Expense Report

GADSDEN COUNTY SCHOOLS
 CUSTOM DATE 07/01/2016 - 03/22/2017
 PRINTED FROM: FOCUS ERP
 FUND: 110 GENERAL FUND
 SORT: FUND/FUNCTION/OBJECT

Fund	Function	Object	Year	Budgeted	Committed	Encumbered	Expended MTD	Expended QTD	Expended YTD	Balance	Percent	Visual Percent
110	8200	730	2016 - 2017	205.70	0.00	0.00	205.70	205.70	205.70	0.00	0.00	<div style="width: 100%; height: 10px; background-color: black;"></div>
			Page Totals	205.70	0.00	0.00	205.70	205.70	205.70	0.00	0.00	<div style="width: 100%; height: 10px; background-color: black;"></div>
			Grand Totals	205.70	0.00	0.00	205.70	205.70	205.70	0.00	0.00	<div style="width: 100%; height: 10px; background-color: black;"></div>

Printed on Wednesday, March 22 2017 11:35 AM by Laclarence Mays.

SUMMARY SHEET

RECOMMENDATION TO SUPERINTENDENT FOR SCHOOL BOARD AGENDA

AGENDA ITEM NO. 8a

Date of School Board Meeting: March 28, 2017


TITLE OF AGENDA ITEM: SUBWARD AGREEMENT between County of Gadsden Board of Public Education and Florida Gulf Coast University Board of Trustees

DIVISION: EXCEPTIONAL STUDENT EDUCATION

YES This is a CONTINUATION of a current project, grant, etc.

PURPOSE AND SUMMARY OF ITEM:
(Type and Double Space)

This Grant is awarded to our School District to provide support with Professional Development targeting improved outcomes for Students with Disabilities. This Grant funds the research-based Check & Connect Mentoring Program. The program is an intervention used to increase Student Engagement.

FUND SOURCE: N/A
AMOUNT: N/A
PREPARED BY: Sharon B. Thomas 
POSITION: Director, Exceptional Student Education

INTERNAL INSTRUCTIONS TO BE COMPLETED BY PREPARER

1 Number of ORIGINAL SIGNATURES NEEDED by preparer.

SUPERINTENDENT'S SIGNATURE: page(s) numbered 8

CHAIRMAN'S SIGNATURE: page(s) numbered _____

Be sure that the COMPTROLLER has signed the budget page.

This form is to be uplicated on light blue paper.

summary.for
revised 0591

Proofread by: 

SUBAWARD AGREEMENT
SUBAGREEMENT #: 12041-2017-GCS

By and Between:

GADSDEN COUNTY SCHOOLS

35 Martin Luther King Jr. Blvd
Quincy, FL 32351

and

**FLORIDA GULF COAST UNIVERSITY
BOARD OF TRUSTEES**

10501 FGCU Blvd South
Fort Myers, FL 33965-6565

This SUBAWARD AGREEMENT (AGREEMENT) is entered into by FLORIDA GULF COAST UNIVERSITY BOARD OF TRUSTEES, a public body corporate of the State of Florida, hereinafter referred to as "PRIME AWARDEE" and **GADSDEN COUNTY SCHOOLS**, a public body corporate of the State of Florida, hereinafter referred to as "SUBAWARDEE," for support to the grant entitled *State Personnel Development Grant*.

WHEREAS, the PRIME AWARDEE is in need of collaboration with SUBAWARDEE to provide professional development targeting improved outcomes for students with disabilities; and

WHEREAS, the SUBAWARDEE has considerable experience in providing such services; and

WHEREAS, The PRIME AWARDEE is desirous of establishing an agreement for the provision of said services with the SUBAWARDEE.

NOW THEREFORE, for consideration of the mutual promises, covenants, and obligations contained herein, the PRIME AWARDEE retains the SUBAWARDEE to undertake certain activities described in **Attachment 1** in connection with the award to the PRIME AWARDEE by the **Florida Department of Education**, (SPONSOR), Award # **361-1703A-4C001**. The parties hereto agree as follows:

I. TERMS:

SUBAWARDEE shall commence performance of the conditions of this AGREEMENT on the 1st Day of October, 2016 and shall complete performance of this AGREEMENT to the satisfaction of PRIME AWARDEE no later than the **31st day of July 2017**. This AGREEMENT may be amended upon PRIME AWARDEE'S receipt of additional funding by SPONSOR.

II. PERFORMANCE:

SUBAWARDEE agrees to perform all services and furnish all labor at their risk, assuming full responsibility for completion of the services and providing the deliverables required for the not-to-exceed amount stated in Section III. Unless it is detailed and stated below, no compensation will be provided for additional reimbursable expenses. SUBAWARDEE agrees to provide services to the PRIME AWARDEE as specified in the Deliverables, attached hereto as Attachment 1 incorporated by reference herein, and as included in the prime award from SPONSOR. SUBAWARDEE agrees to promptly notify PRIME AWARDEE if SUBAWARDEE wishes to change the Scope of Work as described in Attachment 1.

Without invalidating this Agreement, PRIME AWARDEE may order changes in the services to be performed within the general scope of this Agreement consisting of additions, deletions, or other revisions, provided that the AGREEMENT price and time shall be adjusted accordingly. All such changes in the services, agreement price and performance periods shall be authorized by a written Addendum to this AGREEMENT, executed by both parties hereto and shall be executed under the applicable conditions of the Agreement.

III. PAYMENT:

This is a **cost-reimbursable** AGREEMENT for **\$57,252**. Carryover of unexpended balances into future budget periods is not allowed. PRIME AWARDEE's obligation to pay under this AGREEMENT is contingent upon the obligation of funds by the SPONSOR. Payment shall be made in accordance with UNIVERSITY Rule Prompt Payment to Vendor, which provides for payment to vendor within forty (40) days after receipt of an acceptable invoice and receipt, inspection, and approval of the services provided in accordance with the terms and conditions of this AGREEMENT.

Invoices are to be submitted to PRIME AWARDEE in accordance with the instructions provided on Attachment 2, Sample Invoice.

IV. TRAVEL AND REIMBURSABLE EXPENSES:

Will there be additional travel related, supply, or service related reimbursements? Yes No
If yes, please detail these expenses below:

V. ACCOUNTING:

SUBAWARDEE and PRIME AWARDEE shall keep and maintain accurate records as to performance of all services required pursuant to this AGREEMENT, and of all transactions relating to this AGREEMENT.

VI. INSURANCE:

SUBAWARDEE shall, at its own expense, obtain and maintain at all times during the term of this AGREEMENT, general insurance issued by a responsible insurance company, with coverage limits of not less than one hundred thousand dollars (\$100,000.00) per occurrence to cover such claims or liability caused by, or arising out of, activities of SUBAWARDEE and its agents, and/or employees while engaged in the performance of this AGREEMENT. SUBAWARDEE shall furnish certificates of insurance, evidencing that such insurance has been procured. This clause is not applicable to State of Florida agencies and divisions that have liability responsibilities specified in Florida Statute Section 768.28.

VII. INDEMNIFICATION AND HOLD HARMLESS:

To the extent allowable by law, SUBAWARDEE agrees to indemnify and hold harmless UNIVERSITY, its governing board, officers, employees, and agents against all costs, losses, damages,

liability, claims, expenses, damages, demands, fees, fines, penalties, suits, proceedings, actions and costs of actions, which may arise as a result of the negligent acts of SUBAWARDEE's officers, employees and agents alleged to have occurred during the performance of the services required under this contract. Notwithstanding, SUBAWARDEE assumes no liability beyond that allowed by Florida Statutes Section 768.28.

VIII. TERMINATION

This AGREEMENT may be canceled by the PRIME AWARDEE without prior notice for refusal by the SUBAWARDEE to allow public access to all documents, papers, letters or other material subject to the provisions of Chapter 119, Florida Statutes, and made or received by the SUBAWARDEE in conjunction with this AGREEMENT.

This AGREEMENT may be canceled by either party upon no less than thirty (30) days notice, with or without cause; notice shall be delivered by certified mail, return receipt requested; by commercial carrier with signature required; or in person with proof of delivery. In case of cancellation, only the percent of satisfactory progress actually achieved (as defined in Attachment 2) to the date of cancellation will be due and payable to the SUBAWARDEE.

IX. DEFAULT:

The failure of either party to this AGREEMENT to comply with any of the provisions herein shall place that party in default. Prior to terminating this AGREEMENT, the non-defaulting party shall notify the defaulting party in writing, stating the provision or provisions that give rise to the default. The defaulting party shall be entitled to a period of thirty (30) days from the receipt of the Notice of Default to cure the default. In the event said default is not timely cured, the non-defaulting party may immediately terminate this AGREEMENT by written notice. The failure of either party to exercise this right shall not be construed as a waiver of such right in the event of further default or non-compliance.

X. ADDITIONAL TERMS AND CONDITIONS

Additional Terms and Conditions specific to this AGREEMENT are found in the Attachments to this AGREEMENT.

XI. GOVERNING LAWS:

This AGREEMENT is subject to the laws of the State of Florida, the applicable regulations of the Board of Trustees, and any provisions herein, in conflict therewith, shall be void and of no effect.

XII. SEVERABILITY:

In the event any provision of this AGREEMENT shall be held invalid or unenforceable by any court of competent jurisdiction, or by an administrative hearing officer in accordance with Chapter 120, Florida Statutes, such holding shall not invalidate or render unenforceable any other provision hereof.

XIII. INDEPENDENT SUBAWARDEE:

It is understood and agreed that nothing contained herein is intended or should be construed as in any way making SUBAWARDEE the agent, representative or employee of PRIME AWARDEE for any purposes in any manner whatsoever. Moreover, SUBAWARDEE is not entitled to any of the benefits received by PRIME AWARDEE, its agents, representatives or employees. SUBAWARDEE is, and shall remain an independent consultant with respect to all services performed under this AGREEMENT. SUBAWARDEE is bound by the terms and conditions of this AGREEMENT and PRIME AWARDEE expects SUBAWARDEE to hold any subconsultant to the same standard.

XIV. GOVERNMENT REGULATIONS:

To the extent applicable, SUBAWARDEE agrees that it will comply with:

- A. Title VI of the Civil Rights Act of 1964, as amended, 42 U.S.C. 2000d et seq., which prohibits discrimination on the basis of race, color or national origin in programs and activities receiving or benefiting from federal financial assistance.
- B. Section 504 of the Rehabilitation Act of 1973, as amended, 29 U.S.C. 794, which prohibits discrimination on the basis of handicap in programs and activities receiving or benefiting from federal financial assistance.
- C. Title IX of the Education Amendments of 1972, as amended, 20 U.S.C. 1681 et seq., which prohibits discrimination on the basis of sex in education programs and activities receiving or benefiting from federal financial assistance.
- D. The Age Discrimination Act of 1975, as amended, 42 U.S.C. 6101 et seq., which prohibits discrimination on the basis of age in programs or activities receiving or benefiting from federal financial assistance.
- E. The Omnibus Budget Reconciliation Act of 1981, P.L. 97-35, which prohibits discrimination on the basis of sex and religion in programs and activities receiving or benefiting from federal financial assistance.
- F. Executive Order 11246 of September 24, 1965 as amended, and of the rules, regulations, and relevant orders of the Secretary of Labor, which prohibit discrimination in government employment on the basis of race, creed, color or national origin.
- G. The Vietnam Era Veterans' Readjustment Assistance Act of 1974, as amended, 38 U.S.C. 219 et seq. covering rehabilitation measures for Vietnam Veterans.
- H. Section 413.036 of the Florida Statutes, which provides for the procurement of services from a qualified nonprofit agency for the blind or for the other severely handicapped.
- I. Chapter 760, Florida Statutes, which prohibits discrimination on the basis of race, color, religion, sex, national origin, age, handicap, or marital status.

J. All regulations, guidelines, and standards as are now or may be lawfully adopted under the above statutes or any other applicable federal, state, and local laws, ordinances, rules and regulations pertaining to the performance of services under this AGREEMENT

XV. ASSIGNMENT:

SUBAWARDEE shall not assign (by operation of law, change of control or otherwise) any part of this AGREEMENT without the prior written consent of PRIME AWARDEE. Additionally, SUBAWARDEE shall not employ sub-consultants without the advance written consent of PRIME AWARDEE.

XVI. FORCE MAJEURE:

No default, delay, or failure to perform on the part of SUBAWARDEE or PRIME AWARDEE shall be considered a default, delay or failure to perform otherwise chargeable hereunder, if such default, delay or failure to perform is due to causes beyond either party's reasonable control including, but not limited to: strikes, lockouts, or inactions of governmental authorities, epidemics, war, embargoes, fire, earthquake, acts of God, or default of common carrier.

XVII. VENUE:

This AGREEMENT and any disputes hereunder, shall be construed in accordance with the laws of the State of Florida and enforced in the courts of the State of Florida.

XVIII. CAPTIONS:

Captions may be inserted only as a matter of convenience and for reference, and in no way define, limit, nor describe the scope of this AGREEMENT or the intent or content of any provisions contained herein.

XIX. ENTIRE AGREEMENT:

This AGREEMENT constitutes the entire agreement between the parties, and no addition, modification or amendment hereto shall be effective unless in writing and executed by the parties hereto. Moreover, any representations or statements heretofore made with respect to such subject matter, whether verbal or written are merged herein.

XX. PUBLIC ENTITY CRIME:

A person or vendor who has been placed on the convicted vendor list by the Department of Management Services, State of Florida, may not submit a bid to provide any goods or services, submit a bid for construction or repair of a building, submit a bid for leases of real property or be awarded or perform work as a SUBAWARDEE, supplier, or sub-SUBAWARDEE to Florida Gulf Coast University for a period of 36 months from the date of being placed on the convicted vendor list.

XXI. LOBBYING:

SUBAWARDEE is prohibited from using funds provided under this AGREEMENT for the purpose of lobbying the Legislature or any official, officer, commission, board, authority, council, committee, or department of the executive branch or the judicial branch of state government.

XXII. AUDIT REPORTS

SUBAWARDEE agrees to comply with the requirements of OMB Circular A-133, Audits of States, Local Governments, and Non-Profit Organizations. SUBAWARDEE further agrees to provide PRIME AWARDEE with copies of any of the independent auditors' reports that present instances of non-compliance with federal laws and regulations, which bear directly on the performance, or administration of this AGREEMENT. In cases of such non-compliance, SUBAWARDEE will provide copies of responses to auditors' reports and a plan for corrective action. All records and reports prepared in accordance with the requirements of OMB Circular A-133 shall be available for inspection by the PRIME AWARDEE or the SPONSOR during normal business hours.

SUBAWARDEE agrees to comply with the requirements of the Florida Single Audit Act (Chapter 215.97 Florida Statutes). This Act sets audit requirements for non-state entities that receive state financial assistance equal to or in excess of \$300,000 in any fiscal year. Such entities must obtain an audit by an independent auditor in accordance with auditing standards stated in the rules of the Auditor General of the State of Florida. The audit shall be conducted in accordance with the requirements of the Act and the rules of the Executive Office of the Governor, the Comptroller and the Auditor General. The Act applies to non-state entities that receive start awards directly from a state-awarding agency (FGCU) and to non-state agencies that receive state awards through another non-state entity.

SUBAWARDEE shall be responsible for payment of any and all audit exceptions that are identified by the audit agency.

XXIII. NOTICES:

All notices and all other matters pertaining to this agreement requiring delivery to a party shall be in writing via U.S. Mail or E-Mail and shall be deemed to have been duly given when received by the addressees at the following addresses.

FLORIDA GULF COAST UNIVERSITY

Dr. Tachung Yih
Associate Vice president for Research and
Dean of Graduate Studies
Florida Gulf Coast University
10501 FGCU Blvd South
Fort Myers, Florida 33965-6565
239-590-7020 (voice)
239-590-7024 (fax)
tcyih@fgcu.edu

GADSDEN COUNTY SCHOOLS

Dr. Pink Hightower
35 Martin Luther King Jr. Blvd.
Quincy, FL 32351
Voice: (850) 627-9651
e-mail:

XXIV. DISCLAIMER:

This AGREEMENT is not binding upon the State of Florida or FLORIDA GULF COAST UNIVERSITY BOARD OF TRUSTEES until it has been signed by the President of FLORIDA GULF COAST UNIVERSITY or by a person with a specific delegation of authority to sign on the President's behalf and by a duly authorized representative of SUBAWARDEE.

XXV. RECEIPT:

SUBAWARDEE hereby acknowledges receipt of a copy of this AGREEMENT and certifies that the undersigned is authorized to execute this AGREEMENT.

SUBAWARDEE hereby certifies, to the best of its knowledge and belief, that it and its Directors and/or Principal Officers are not employed and/or affiliated with FLORIDA GULF COAST UNIVERSITY, unless a current conflict of interest form or dual compensation form is approved and on file. SUBAWARDEE agrees to promptly notify PRIME AWARDEE if a conflict of interest arises or an established conflict of interest management plan changes.

XXVI. SUBSUBAWARDEE CERTIFICATION:

SUBAWARDEE is to return the completed Subcontractor Certification Form (Attachment 3) as an attachment to the signed AGREEMENT.

XXVII. PRIME AWARDEE GRANT GUIDELINES:

Attachment 4 contains those portions of the prime agreement from the SPONSOR to Florida Gulf Coast University Board of Trustees that flow down to SUBAWARDEE. The PRIME AWARDEE and SUBAWARDEE are also to comply with the procedures contained in the Florida Department of Education *Project Application and Amendment Procedures for Federal and State Programs* (Green Book) found at <http://www.fldoe.org/comptroller/gbook.asp>.

REMAINDER OF PAGE IS INTENTIONALLY BLANK
SIGNATURE PAGE FOLLOWS

XXVIII. ORDER OF PRECEDENCE

When the Terms and Conditions of this AGREEMENT conflict with the standard Terms and Conditions of the attached Purchase Order, the Terms and Conditions of this AGREEMENT shall take precedence.

DATED this _____ day of _____, 201⁷~~6~~.

GADSDEN COUNTY SCHOOLS

**FLORIDA GULF COAST UNIVERSITY
BOARD OF TRUSTEES**

By: _____
[Signature]

By: _____
[Signature]

[Printed/Typed Name and Title of Signor]

Dr. Tachung Yih, Assoc. VP for Research
[Printed/Typed Name and Title of Signor]

The remainder of this page is intentionally left blank.

SUMMARY SHEET

RECOMMENDATION TO SUPERINTENDENT FOR SCHOOL BOARD AGENDA

AGENDA ITEM NO. 10a

DATE OF SCHOOL BOARD MEETING: March 28, 2017

TITLE OF AGENDA ITEMS: Request to Delete and Dispose from Capital Assets – Furniture, Fixtures and Equipment and sale via Auction or Recycling Co.

DIVISION: Finance Department

PURPOSE AND SUMMARY OF ITEMS:

In accordance with Sections 274.04, 274.05 and 274.06, Florida Statutes, Board approval is requested to delete \$162,832.14 from the Capital Assets General Ledger.

Center	Amount	Center	Amount	Center	Amount
0041 -	\$19,435.93	0051 -	\$38,822.38	0071 -	\$ 925.96
0091 -	\$50,424.70	0101 -	\$.00	0141 -	\$.00
0151 -	\$.00	0201 -	\$14,059.77	0211 -	\$.00
0231 -	\$10,365.80	0245 -	\$12,000.00	9001 -	\$13,932.60
9003 -	\$.00	9004 -	\$.00		
9026 -	\$ 2,865.00				

See Attached – Fixed Asset Verification Documents

REVENUE: All Funds

AMOUNT: \$162,832.14

PREPARED BY: Bruce James  TK

POSITIONS: Coord. Safety Investigation & Inventory

-FA NUM-	CODE	CLASSIFICATION	DESCRIPTION	SERIAL NUMBER	MODEL NUMBER	LOCATION	CNTR	DP	BLDG	FM	N	DS	ACQRED	DATES	INVTY	DISPD	T
00038486	4080000	CAMERAS		122062002968	A490	0041	1	2	G	07	011111				011717	Y	
		VDR: V999999999	VENDOR PRIOR TO TERMS	PO NUM	CHECK	OLG	OWN						FND-CNTR-PROJECT		AMOUNT	LIF	
						O										7	
		COM: CANON DIGITAL-BLK&GRY)	(C.RILEY)										TOTAL		.00		
00036756	4110101	DESKTOP COMPUTER		3T3V1F1	GX745	0041	11	12	E	07	112807				011717	Y	
		VDR: VD04220000	DELL MARKETING LP	PO NUM	CHECK	OLG	OWN						FND-CNTR-PROJECT		AMOUNT	LIF	
		MFG: M000000138	DELL	172376	000001	O							376-0041		861.80	5	
		COM: DELL CPU											TOTAL		861.80		
00032568	4110101	DESKTOP COMPUTER		C9W8N41	GX270	0041	11	19	G	07	010105	022111			011817	Y	
		VDR: V999999999	VENDOR PRIOR TO TERMS	PO NUM	CHECK	OLG	OWN						FND-CNTR-PROJECT		AMOUNT	LIF	
		MFG: M000000138	DELL		000001	O							-4222600		949.00	5	
		COM: DELL CPU											TOTAL		949.00		
00036193	4110101	DESKTOP COMPUTER		2J4M4D1	GX745	0041	11	19	E	07	071607				011817	Y	
		VDR: VD04220000	DELL MARKETING LP	PO NUM	CHECK	OLG	OWN						FND-CNTR-PROJECT		AMOUNT	LIF	
		MFG: M000000138	DELL	170896	000001	O							420-0041		861.80	5	
		COM: DELL CPU											TOTAL		861.80		
00036958	4100000	COMMUNICATION EQUIPMENT		YEEF8AK659F80	3CR175	0041	12	1B	E	07	051308				011717	Y	
		VDR: VH06760000	HAYES E-GOVERNMENT RESOURCES	PO NUM	CHECK	OLG	OWN						FND-CNTR-PROJECT		AMOUNT	LIF	
				173301	000001	O							376-9001		1,166.75	5	
		COM: 3COM SWITCH											TOTAL		1,166.75		
00037215	4110099	SERVER		69K6KH1	2900	0041	12	1B	G	07	062309				011717	Y	
		VDR: VP06310000	PEOPLES EDUCATION	PO NUM	CHECK	OLG	OWN						FND-CNTR-PROJECT		AMOUNT	LIF	
						O									.00	5	
		COM: DELL SERVER DONATED BY PEARSON EDU											TOTAL		.00		
00037236	4100000	COMMUNICATION EQUIPMENT		NOT VISIBLE	V3001	0041	12	1D	G	07	050109				011717	Y	
		VDR: VH06760000	HAYES E-GOVERNMENT RESOURCES	PO NUM	CHECK	OLG	OWN						FND-CNTR-PROJECT		AMOUNT	LIF	
				175890		O							420-0041-4212691		1,978.19	5	
		COM: NBX PHONE SYSTEM											TOTAL		1,978.19		

-FA NUM-	CODE	-----CLASSIFICATION-----	-----DESCRIPTION-----	---SERIAL NUMBER---	---MODEL-- NUMBER	---LOCATION----	C CNTR DP BLDG FM N DS	-----DATES----- ACQRED INVTY	T DISPD	G T
00039098	4110101	DESKTOP COMPUTER		8DBMHS1	GC390	0041	12 6	G 07 020612	011717	Y
		VDR: VD04220000 DELL MARKETING LP		PO NUM 182027	CHECK O	OLG O	OWN	FND-CNTR-PROJECT-----AMOUNT LIF 420-0041-4212610 TOTAL .00	5	
		COM: DELL CPU GX390								
00035483	4110300	PRINTERS		USDH105244	6P	0041	14 6	G 07 010103	011717	Y
		VDR: V999999999 VENDOR PRIOR TO TERMS		PO NUM	CHECK	OLG	OWN	FND-CNTR-PROJECT-----AMOUNT LIF	5	
		MFG: M000000016 HEWLETT-PACKARD		000001	O			TOTAL .00		
		COM: HP LASERJET PRINTER								
00039279	4110099	SERVER		HR2JKS1	R310	0041	14 6	G 07 050212	011717	Y
		VDR: VD04220000 DELL MARKETING LP		PO NUM	CHECK	OLG	OWN	FND-CNTR-PROJECT-----AMOUNT LIF	5	
				182265	087208	O		379-0041-0999 6,486.99		
		COM: DELL SERVER R710						TOTAL 6,486.99		
								CUR VALUE 2,378.51		
00036555	4110101	DESKTOP COMPUTER		3HTGRD1	GX745	0041	14 7	E 07 100207	011717	Y
		VDR: VD04220000 DELL MARKETING LP		PO NUM	CHECK	OLG	OWN	FND-CNTR-PROJECT-----AMOUNT LIF	5	
		MFG: M000000138 DELL		171729	000001	O		376-0041 861.80		
		COM: DELL CPU						TOTAL 861.80		
00023390	4330000	TYPEWRITERS		11-0028590	30	0041	14 8	G 07 010102	011717	Y
		VDR: V999999999 VENDOR PRIOR TO TERMS		PO NUM	CHECK	OLG	OWN	FND-CNTR-PROJECT-----AMOUNT LIF	7	
		MFG: M000002096 IBM		000001	O			TOTAL 750.00		
		COM: IBM WHEELWRITER						TOTAL 750.00		
00036639	4110300	PRINTERS		J7J5013826	MFC-84	0041	14 9	E 07 102407	011717	Y
		VDR: VP00095000 PC NATION		PO NUM	CHECK	OLG	OWN	FND-CNTR-PROJECT-----AMOUNT LIF	5	
		MFG: M000000091 BROTHER'S		172092	000001	O		110-0041 .00		
		COM: BROTHERS COP/FX/SCN						TOTAL .00		
00036201	4110101	DESKTOP COMPUTER		4H4MD41	GX745	0041	8 1	E 07 071607	011817	Y
		VDR: VD04220000 DELL MARKETING LP		PO NUM	CHECK	OLG	OWN	FND-CNTR-PROJECT-----AMOUNT LIF	5	
		MFG: M000000138 DELL		170896	000001	O		420-0041 861.80		
		COM: DELL CPU						TOTAL 861.80		

RPRT- M1B08
 DIST- 20 GADSDEN COUNTY SCHOOL BOARD
 LOCN- 0041 GEORGE W MUNROE ELEMENTARY

TERMS - FACILITY MANAGEMENT SERIES
 FIXED ASSET VERIFICATION
 REQ-01 SEQ-C

PROCESSED- 03/20/17 PAGE- 3
 TIME- 15:22

-FA NUM-	CODE	CLASSIFICATION	DESCRIPTION	SERIAL NUMBER	MODEL NUMBER	LOCATION	CNTR	DP	BLDG	FM	N	DS	ACQRED	DATES	INVTY	DISPD	T
00032552	4110101	DESKTOP COMPUTER		19J8N41	GX270		0041	9	6	G	07	010105				011717	Y
		VDR: V999999999	VENDOR PRIOR TO TERMS	PO NUM	CHECK	OLG	OWN						FND-CNTR-PROJECT	AMOUNT	LIF		
		MFG: M000000138	DELL	000001	0									949.00	5		
		COM: DELL CPU											TOTAL	949.00			
00029052	4090000	APPLIANCES		XE33205670	NOT VI		0041	98	4	G	07	010102				011717	Y
		VDR: V999999999	VENDOR PRIOR TO TERMS	PO NUM	CHECK	OLG	OWN						FND-CNTR-PROJECT	AMOUNT	LIF		
		MFG: M000000138	DELL	000001	0										7		
		COM: FRIGIDIARE WASH/DRY											TOTAL	.00			
00032542	4110101	DESKTOP COMPUTER		4BJ8N41	GX270		0041	99	11	G	07	010105				011817	Y
		VDR: V999999999	VENDOR PRIOR TO TERMS	PO NUM	CHECK	OLG	OWN						FND-CNTR-PROJECT	AMOUNT	LIF		
		MFG: M000000138	DELL	000001	0									949.00	5		
		COM: DELL CPU											TOTAL	949.00			
00032577	4110101	DESKTOP COMPUTER		68J8N41	GX270		0041	99	5	G	07	010105	062216	011717	Y		
		VDR: V999999999	VENDOR PRIOR TO TERMS	PO NUM	CHECK	OLG	OWN						FND-CNTR-PROJECT	AMOUNT	LIF		
		MFG: M000000138	DELL	000001	0									949.00	5		
		COM: DELL CPU											TOTAL	949.00			
00036211	4110101	DESKTOP COMPUTER		5L4M4D1	GX745		0041	99	5	E	07	071607	062216	011717	Y		
		VDR: VD04220000	DELL MARKETING LP	PO NUM	CHECK	OLG	OWN						FND-CNTR-PROJECT	AMOUNT	LIF		
		MFG: M000000138	DELL	170896	000001	0							420-0041	861.80	5		
		COM: DELL CPU											TOTAL	861.80			
00033205	4110101	DESKTOP COMPUTER		5RLKG61	GX280		0041	99	7A	G	07	010105				011717	Y
		VDR: V999999999	VENDOR PRIOR TO TERMS	PO NUM	CHECK	OLG	OWN						FND-CNTR-PROJECT	AMOUNT	LIF		
		MFG: M000000138	DELL	000001	0									949.00	5		
		COM: DELL CPU											TOTAL	949.00			
				CNTR 0041	TOTAL			20	ITEMS					19,435.93	COST		

RPRT- M1B08
DIST- 20 GADSDEN COUNTY SCHOOL BOARD
LOCN- 0051 WEST GADSDEN HIGH SCHOOL

TERMS - FACILITY MANAGEMENT SERIES
FIXED ASSET VERIFICATION
REQ-01 SEQ-C

PROCESSED- 03/20/17 PAGE- 4
TIME- 15:22

-FA NUM-	CODE	-----CLASSIFICATION-----	-----DESCRIPTION-----	---SERIAL NUMBER---	--MODEL--		---LOCATION---				-----DATES-----			T	
					NUMBER	NUMBER	CNTR	DP	BLDG	FM	N	DS	ACQRED		INVTRY
00036393	4110101	DESKTOP COMPUTER		CZB4JD1		GX745	0051	1	107	E	07	090407		012517	Y
		VDR: VD04220000 DELL MARKETING LP		PO NUM	CHECK	OLG	OWN					FND-CNTR-PROJECT-----	AMOUNT	LIF	
		MFG: M000000138 DELL		171472	000001	O						376-0051	931.80	5	
		COM: DELL CPU										TOTAL	931.80		
00038231	4110101	DESKTOP COMPUTER		2NQTPN1		GX380	0051	1	107	G	07	121410		012517	Y
		VDR: VD04220000 DELL MARKETING LP		PO NUM	CHECK	OLG	OWN					FND-CNTR-PROJECT-----	AMOUNT	LIF	
				179508	078873	O						432-0051-432261S		5	
		COM: DELL CPU										TOTAL	.00		
00039445	4110101	DESKTOP COMPUTER		HYMV4V1		GC390	0051	1	108	G	07	063012		012517	Y
		VDR: VD04220000 DELL MARKETING LP		PO NUM	CHECK	OLG	OWN					FND-CNTR-PROJECT-----	AMOUNT	LIF	
				182661	088588	O						434-0051-4221220		5	
		COM: DELL CPU GX390										TOTAL	.00		
00039492	4110101	DESKTOP COMPUTER		G23Q4V1		GC390	0051	1	110	G	07	063012		012517	Y
		VDR: VD04220000 DELL MARKETING LP		PO NUM	CHECK	OLG	OWN					FND-CNTR-PROJECT-----	AMOUNT	LIF	
				182661	088588	O						434-0051-4221220		5	
		COM: DELL CPU GX390										TOTAL	.00		
00035514	4080000	CAMERAS		559577		FD200	0051	2	200	G	07	010103	120210	012517	Y
		VDR: V9999999999 VENDOR PRIOR TO TERMS		PO NUM	CHECK	OLG	OWN					FND-CNTR-PROJECT-----	AMOUNT	LIF	
		MFG: M000000021 SONY			000001	O								7	
		COM: SONY DIGITAL CAMERA										TOTAL	.00		
00036354	4110101	DESKTOP COMPUTER		G642HD1		GX745	0051	2	200	E	07	082307		012517	Y
		VDR: VD04220000 DELL MARKETING LP		PO NUM	CHECK	OLG	OWN					FND-CNTR-PROJECT-----	AMOUNT	LIF	
		MFG: M000000138 DELL		170953	000001	O						420-0051	861.80	5	
		COM: DELL CPU										TOTAL	861.80		
00036862	4080100	TELEVISIONS		67X02779		PLC-XU	0051	2	200	E	07	010105		012517	Y
		VDR: VC00220000 CDW GOVERNMENT, INC.		PO NUM	CHECK	OLG	OWN					FND-CNTR-PROJECT-----	AMOUNT	LIF	
		MFG: M000000031 SANYO		172560	000001	O						376-0051	1,805.00	7	
		COM: SANYO PROJECTOR										TOTAL	1,805.00		

-FA NUM-	CODE	-----CLASSIFICATION-----	-----DESCRIPTION-----	---SERIAL NUMBER---	--MODEL-- NUMBER	---LOCATION---	C	-----DATES-----	T
						CNTR DP BLDG FM N DS		ACQRED INVTRY	DISPD G
00037667	4110101	DESKTOP COMPUTER		1X410L1	GX760	0051	2 200	G 07 110509	012517 Y
		VDR: VD04220000 DELL MARKETING LP		PO NUM	CHECK	OLG	OWN	FND-CNTR-PROJECT-----AMOUNT	LIF
				177040	071368	O		378-0141-0999	5
		COM: DELL CPU						TOTAL	.00
00038798	4050102	SMART BOARD		SB680-M2-012034		0051	2 200	G 07 062011	012517 Y
		VDR: VA13150000 AVI-SPL		PO NUM	CHECK	OLG	OWN	FND-CNTR-PROJECT-----AMOUNT	LIF
				180709	082124	O		420-9001-43630S5	1,399.00 5
		COM: SMART BOARD						TOTAL	1,399.00
								CUR VALUE	256.49
00037374	4100000	COMMUNICATION EQUIPMENT		9816ALCPS719600060	SU3000	0051	2 207	G 07 101509	012517 Y
		VDR: VC00220000 CDW GOVERNMENT, INC.		PO NUM	CHECK	OLG	OWN	FND-CNTR-PROJECT-----AMOUNT	LIF
				176699	070261	O		377-0051-0999	1,516.19 5
		COM: TRIPP SMART SWITCH						TOTAL	1,516.19
00036352	4110101	DESKTOP COMPUTER		B742HD1	GX745	0051	2 208	E 07 082307	012517 Y
		VDR: VD04220000 DELL MARKETING LP		PO NUM	CHECK	OLG	OWN	FND-CNTR-PROJECT-----AMOUNT	LIF
		MFG: M000000138 DELL		170953	000001	O		420-0051	861.80 5
		COM: DELL CPU						TOTAL	861.80
00036353	4110101	DESKTOP COMPUTER		G842HD1	GX745	0051	2 210	E 07 082307	012517 Y
		VDR: VD04220000 DELL MARKETING LP		PO NUM	CHECK	OLG	OWN	FND-CNTR-PROJECT-----AMOUNT	LIF
		MFG: M000000138 DELL		170953	000001	O		420-0051	861.80 5
		COM: DELL CPU						TOTAL	861.80
00032900	4050100	PROJECTORS		FWDG4Y5649F	EMP-S1	0051	2 212A	G 07 010105	012517 Y
		VDR: V999999999 VENDOR PRIOR TO TERMS		PO NUM	CHECK	OLG	OWN	FND-CNTR-PROJECT-----AMOUNT	LIF
		MFG: M000000024 EPSON			000001	O			7
		COM: EPSON PROJECTOR						TOTAL	.00
00034096	4110103	LAPTOP CART		NOT VISIBLE	N/A	0051	2 212A	E 07 010104	012517 Y
		VDR: V999999999 VENDOR PRIOR TO TERMS		PO NUM	CHECK	OLG	OWN	FND-CNTR-PROJECT-----AMOUNT	LIF
					000001	O			10
		COM: LAPTOP CART						TOTAL	.00

-FA NUM-	CODE-----	CLASSIFICATION-----	DESCRIPTION	---SERIAL NUMBER----	--MODEL-- NUMBER	---LOCATION----	C CNTR DP BLDG FM N DS	-----DATES----- ACQRED INVTY	T DISPD G
00034117	4110103	LAPTOP CART	NOT VISIBLE		N/A	0051	2 212A E 07	010104 062510	012517 Y
		VDR: V999999999	VENDOR PRIOR TO TERMS	PO NUM	CHECK	OLG	OWN	FND-CNTR-PROJECT-----	AMOUNT LIF
				000001		O			10
		COM: LAPTOP CART						TOTAL	.00
00036494	4110101	DESKTOP COMPUTER	BDT3MD1		GX745	0051	2 212A E 07	101007	012517 Y
		VDR: VD04220000	DELL MARKETING LP	PO NUM	CHECK	OLG	OWN	FND-CNTR-PROJECT-----	AMOUNT LIF
		MFG: M000000138	DELL	171864	000001	O		376-0051	861.80 5
		COM: DELL CPU						TOTAL	861.80
00036582	4110101	DESKTOP COMPUTER	78K4SD1		GX745	0051	2 212A E 07	101007	012517 Y
		VDR: VD04220000	DELL MARKETING LP	PO NUM	CHECK	OLG	OWN	FND-CNTR-PROJECT-----	AMOUNT LIF
		MFG: M000000138	DELL	171864	000001	O		376-0051	861.80 5
		COM: DELL CPU						TOTAL	861.80
00038115	4110101	DESKTOP COMPUTER	BF78PM1		GX380	0051	2 212A G 07	092710	012517 Y
		VDR: VD04220000	DELL MARKETING LP	PO NUM	CHECK	OLG	OWN	FND-CNTR-PROJECT-----	AMOUNT LIF
				178910	077300	O		110-0051-1105420	5
		COM: DELL CPU						TOTAL	.00
00035538	4110300	PRINTERS	CNDC5CF1LM		2600N	0051	2 214 G 07	010105	012517 Y
		VDR: V999999999	VENDOR PRIOR TO TERMS	PO NUM	CHECK	OLG	OWN	FND-CNTR-PROJECT-----	AMOUNT LIF
		MFG: M000000016	HEWLETT-PACKARD		000001	O			5
		COM: HP PRNT (21ST CCLC)						TOTAL	.00
00036609	4110101	DESKTOP COMPUTER	98K4SD1		GX745	0051	3 302 E 07	101007	012517 Y
		VDR: VD04220000	DELL MARKETING LP	PO NUM	CHECK	OLG	OWN	FND-CNTR-PROJECT-----	AMOUNT LIF
		MFG: M000000138	DELL	171864	000001	O		376-0051	861.80 5
		COM: DELL CPU						TOTAL	861.80
00029849	4110101	DESKTOP COMPUTER	3QLSZ41		GX270	0051	3 303 E 07	010105	012517 Y
		VDR: V999999999	VENDOR PRIOR TO TERMS	PO NUM	CHECK	OLG	OWN	FND-CNTR-PROJECT-----	AMOUNT LIF
		MFG: M000000138	DELL		000001	O			5
		COM: DELL CPU						TOTAL	.00

RPRT- M1B08
 DIST- 20 GADSDEN COUNTY SCHOOL BOARD
 LOCN- 0051 WEST GADSDEN HIGH SCHOOL

TERMS - FACILITY MANAGEMENT SERIES
 FIXED ASSET VERIFICATION
 REQ-01 SEQ-C

PROCESSED- 03/20/17 PAGE- 7
 TIME- 15:22

-FA NUM-	CODE	-----CLASSIFICATION-----	DESCRIPTION	---SERIAL NUMBER---	--MODEL-- NUMBER	---LOCATION----	C	-----DATES-----	T
						CNTR DP BLDG FM N DS	ACQRED	INVTRY	DISPD G
00037691	4050100	PROJECTORS		LS6F9Z1775L	H294A	0051 3 306	G 07 012010		012517 Y
		VDR: VA13150000 AVI-SPL		PO NUM	CHECK	OLG	OWN	FND-CNTR-PROJECT-----AMOUNT	LIF
				177378	072969	O		110-0051-1105320	7
		COM: EPSON PROJECTOR						TOTAL	.00
00038946	4110000	COMPUTER EQUIPMENT		919HM110503560	RCKM01	0051 3 306	G 07 011012		012517 Y
		VDR: VH14100000 HOWARD COMPUTERS		PO NUM	CHECK	OLG	OWN	FND-CNTR-PROJECT-----AMOUNT	LIF
				181851	086192	O		434-0051-434RS62	5
		COM: DYMO MIMIOPAD						TOTAL	.00
00038109	4110300	PRINTERS		CN0711H04T	Z3200P	0051 3 313	G 07 063010		012517 Y
		VDR: VH08860000 HEWLETT-PACKARD COMPANY		PO NUM	CHECK	OLG	OWN	FND-CNTR-PROJECT-----AMOUNT	LIF
				178320	075657	O		110-0051-1105420	5
		COM: HP DESIGNJET PHOTO PRINTER						TOTAL	6,281.00
00040188	4110109	MIMIOVIEW		N/V	DOS-02	0051 3 313	G 07 032713		012517 Y
		VDR: VH14100000 HOWARD COMPUTERS		PO NUM	CHECK	OLG	OWN	FND-CNTR-PROJECT-----AMOUNT	LIF
				184387	093378	O		434-0051-434R002	5
		COM: MIMIOVIEW						TOTAL	1,279.00
								CUR VALUE	682.14
00040197	4110109	MIMIOVIEW		M05D21981	ICD03	0051 3 313	G 07 032713		012517 Y
		VDR: VH14100000 HOWARD COMPUTERS		PO NUM	CHECK	OLG	OWN	FND-CNTR-PROJECT-----AMOUNT	LIF
				184387	093378	O		434-0051-434R002	5
		COM: MIMIOVIEW						TOTAL	.00
00036143	4110102	LAPTOP COMPUTER		JS126D1	D820	0051 3 314	E 07 090707		012517 Y
		VDR: VD04220000 DELL MARKETING LP		PO NUM	CHECK	OLG	OWN	FND-CNTR-PROJECT-----AMOUNT	LIF
		MFG: M000000138 DELL		170887	000001	O		110-0051	5
		COM: DELL LAPTOP (KAREN JACKSON)						TOTAL	1,152.70
00038956	4121000	POSTER & AWARD MAKER		CN1AR4H01X	T790	0051 3 314	G 07 010912		012517 Y
		VDR: VH08860000 HEWLETT-PACKARD COMPANY		PO NUM	CHECK	OLG	OWN	FND-CNTR-PROJECT-----AMOUNT	LIF
				181905	086189	O		434-0051-434RS62	5
		COM: HP DESIGNJET POSTER PRINTER						TOTAL	5,171.70
								CUR VALUE	1,551.51

-FA NUM-	CODE	CLASSIFICATION	DESCRIPTION	SERIAL NUMBER	MODEL NUMBER	LOCATION	CNTR	DP	BLDG	FM	N	DS	ACQRED	INVTY	DATES	DISPD	T
00039832	4110300	PRINTERS		CNBH115128	PRO400		0051	3	314	G	07	101612			012517	Y	
		VDR: VC00220000	CDW GOVERNMENT, INC.	PO NUM	CHECK	OLG	OWN						FND-CNTR-PROJECT		AMOUNT	LIF	
				183701	090696	O							434-0051-434R002		5		
		COM: HP PRINTER											TOTAL		.00		
00039833	4110300	PRINTERS		CNBH302553	PRO400		0051	3	314	G	07	101612			012517	Y	
		VDR: VC00220000	CDW GOVERNMENT, INC.	PO NUM	CHECK	OLG	OWN						FND-CNTR-PROJECT		AMOUNT	LIF	
				183701	090696	O							434-0051-434R002		5		
		COM: HP PRINTER											TOTAL		.00		
00035508	4110300	PRINTERS		SGA81AG1VR	1170CS		0051	3	317	G	07	010104			012517	Y	
		VDR: V999999999	VENDOR PRIOR TO TERMS	PO NUM	CHECK	OLG	OWN						FND-CNTR-PROJECT		AMOUNT	LIF	
		MFG: M000000016	HEWLETT-PACKARD		000001	O									5		
		COM: HP OFFICEJET PRNT											TOTAL		.00		
00036372	4110101	DESKTOP COMPUTER		7942HD1	GX745		0051	3	318	E	07	082307			012517	Y	
		VDR: VD04220000	DELL MARKETING LP	PO NUM	CHECK	OLG	OWN						FND-CNTR-PROJECT		AMOUNT	LIF	
		MFG: M000000138	DELL	170953	000001	O							420-0051		861.80	5	
		COM: DELL CPU											TOTAL		861.80		
00036588	4110101	DESKTOP COMPUTER		3FK4SD1	GX745		0051	3	318	E	07	101007			012517	Y	
		VDR: VD04220000	DELL MARKETING LP	PO NUM	CHECK	OLG	OWN						FND-CNTR-PROJECT		AMOUNT	LIF	
		MFG: M000000138	DELL	171864	000001	O							376-0051		861.80	5	
		COM: DELL CPU											TOTAL		861.80		
00038661	4110101	DESKTOP COMPUTER		JKHVDP1	GX380		0051	3	318	G	07	042511			012517	Y	
		VDR: VD04220000	DELL MARKETING LP	PO NUM	CHECK	OLG	OWN						FND-CNTR-PROJECT		AMOUNT	LIF	
				180145	080677	O							432-0051-432261S		5		
		COM: DELL CPU											TOTAL		.00		
00038678	4110101	DESKTOP COMPUTER		JKJ9DG1	GX380		0051	3	318	G	07	042511			012517	Y	
		VDR: VD04220000	DELL MARKETING LP	PO NUM	CHECK	OLG	OWN						FND-CNTR-PROJECT		AMOUNT	LIF	
				180145	080677	O							432-0051-432261S		5		
		COM: DELL CPU											TOTAL		.00		

RPRT- M1B08
 DIST- 20 GADSDEN COUNTY SCHOOL BOARD
 LOCN- 0051 WEST GADSDEN HIGH SCHOOL

TERMS - FACILITY MANAGEMENT SERIES
 FIXED ASSET VERIFICATION
 REQ-01 SEQ-C

PROCESSED- 03/20/17 PAGE- 9
 TIME- 15:22

-FA NUM-	CODE	-----CLASSIFICATION-----	DESCRIPTION	---SERIAL NUMBER---	---MODEL-- NUMBER	---LOCATION----	C	-----DATES-----	T
						CNTR DP BLDG FM N DS	ACQRED	INVTY	DISPD G
00038681	4110101	DESKTOP COMPUTER		JKGYDP1	GX380	0051 4 410	G 07	042511	012517 Y
		VDR: VD04220000 DELL MARKETING LP		PO NUM	CHECK	OLG	OWN	FND-CNTR-PROJECT-----AMOUNT	LIF
				180145	080677	O		432-0051-432261S	5
		COM: DELL CPU						TOTAL	.00
00040189	4110109	MIMIOVIEW		N/V	DOS-02	0051 4 412	G 07	032713	012517 Y
		VDR: VH14100000 HOWARD COMPUTERS		PO NUM	CHECK	OLG	OWN	FND-CNTR-PROJECT-----AMOUNT	LIF
				184387	093378	O		434-0051-434R002	1,279.00 5
		COM: MIMIOVIEW						TOTAL	1,279.00
								CUR VALUE	682.14
00038679	4110101	DESKTOP COMPUTER		JKJ2FP1	GX380	0051 4 415	G 07	042511	012517 Y
		VDR: VD04220000 DELL MARKETING LP		PO NUM	CHECK	OLG	OWN	FND-CNTR-PROJECT-----AMOUNT	LIF
				180145	080677	O		432-0051-432261S	5
		COM: DELL CPU						TOTAL	.00
00039442	4110101	DESKTOP COMPUTER		HYJ65V1	GC390	0051 4 420	G 07	063012	012517 Y
		VDR: VD04220000 DELL MARKETING LP		PO NUM	CHECK	OLG	OWN	FND-CNTR-PROJECT-----AMOUNT	LIF
				182661	088588	O		434-0051-4221220	5
		COM: DELL CPU GX390						TOTAL	.00
00039463	4110101	DESKTOP COMPUTER		G23T4V1	GC390	0051 4 420	G 07	063012	012517 Y
		VDR: VD04220000 DELL MARKETING LP		PO NUM	CHECK	OLG	OWN	FND-CNTR-PROJECT-----AMOUNT	LIF
				182661	088588	O		434-0051-4221220	5
		COM: DELL CPU GX390						TOTAL	.00
00036569	4110101	DESKTOP COMPUTER		F9K4SD1	GX745	0051 4 424	E 07	101007	012517 Y
		VDR: VD04220000 DELL MARKETING LP		PO NUM	CHECK	OLG	OWN	FND-CNTR-PROJECT-----AMOUNT	LIF
		MFG: M000000138 DELL		171864	000001	O		376-0051	861.80 5
		COM: DELL CPU						TOTAL	861.80
00039461	4110101	DESKTOP COMPUTER		HYH65V1	GC390	0051 4 424	G 07	063012	012517 Y
		VDR: VD04220000 DELL MARKETING LP		PO NUM	CHECK	OLG	OWN	FND-CNTR-PROJECT-----AMOUNT	LIF
				182661	088588	O		434-0051-4221220	5
		COM: DELL CPU GX390						TOTAL	.00

-FA NUM-	CODE	CLASSIFICATION	DESCRIPTION	SERIAL NUMBER	MODEL NUMBER	LOCATION	CNTR	DP	BLDG	FM	N	DS	ACQRED	DATES	INVTY	DISPD	T
00039447	4110101	DESKTOP COMPUTER		G2735V1	GC390	0051	4	428	G	07	063012				012517	Y	
		VDR: VD04220000 DELL MARKETING LP		PO NUM	CHECK	OLG	OWN				FND-CNTR-PROJECT			AMOUNT	LIF		
				182661	088588	O					434-0051-4221220				5		
		COM: DELL CPU GX390									TOTAL			.00			
00037663	4110101	DESKTOP COMPUTER		59510L1	GX760	0051	4	430	G	07	110509				012517	Y	
		VDR: VD04220000 DELL MARKETING LP		PO NUM	CHECK	OLG	OWN				FND-CNTR-PROJECT			AMOUNT	LIF		
				177040	071368	O					378-0141-0999				5		
		COM: DELL CPU									TOTAL			.00			
00039448	4110101	DESKTOP COMPUTER		HYNV4V1	GC390	0051	4	430	G	07	063012				012517	Y	
		VDR: VD04220000 DELL MARKETING LP		PO NUM	CHECK	OLG	OWN				FND-CNTR-PROJECT			AMOUNT	LIF		
				182661	088588	O					434-0051-4221220				5		
		COM: DELL CPU GX390									TOTAL			.00			
00039443	4110101	DESKTOP COMPUTER		HYNQ4V1	GC390	0051	4	435	G	07	063012				012517	Y	
		VDR: VD04220000 DELL MARKETING LP		PO NUM	CHECK	OLG	OWN				FND-CNTR-PROJECT			AMOUNT	LIF		
				182661	088588	O					434-0051-4221220				5		
		COM: DELL CPU GX390									TOTAL			.00			
00038817	4050003	COMPUTER GAME		LU81911166		0051	5	531	G	07	120110				012517	Y	
		VDR: VS16630000 SCHOOL SPECIALTY		PO NUM	CHECK	OLG	OWN				FND-CNTR-PROJECT			AMOUNT	LIF		
				179487		O					432-0051-432261S			1,999.99	5		
		COM: WII GAME DDR									TOTAL			1,999.99			
											CUR VALUE			166.67			
00038379	4100001	PA SYSTEMS		809217904A	MA707E	0051	6	624	G	07	011411				012517	Y	
		VDR: VB02050000 BAND SHOPPE		PO NUM	CHECK	OLG	OWN				FND-CNTR-PROJECT			AMOUNT	LIF		
				179482	078679	O					432-0051-432261S			1,065.00	5		
		COM: MIPRO PA SYSTEM									TOTAL			1,065.00			
											CUR VALUE			106.50			
00034097	4110102	LAPTOP COMPUTER		4H619259SEB	BA124L	0051	8	804	E	07	010104	062510	012517	Y			
		VDR: V999999999 VENDOR PRIOR TO TERMS		PO NUM	CHECK	OLG	OWN				FND-CNTR-PROJECT			AMOUNT	LIF		
		MFG: M000000002 APPLE COMPUTER			000001	O								1,066.00	5		
		COM: I-BOOK LAPTOP									TOTAL			1,066.00			

RPRT- M1B08
 DIST- 20 GADSDEN COUNTY SCHOOL BOARD
 LOCN- 0051 WEST GADSDEN HIGH SCHOOL

TERMS - FACILITY MANAGEMENT SERIES
 FIXED ASSET VERIFICATION
 REQ-01 SEQ-C

PROCESSED- 03/20/17 PAGE- 11
 TIME- 15:22

-FA NUM-	CODE	-----CLASSIFICATION-----	-----DESCRIPTION-----	---SERIAL NUMBER---	--MODEL-- NUMBER	---LOCATION----	C	-----DATES-----	T
						CNTR DP BLDG FM N DS		ACQRED INVTY	DISPD G
00038969	4110000	COMPUTER EQUIPMENT		B75A73C80000020D		0051	8 809	G 07 012312	012517 Y
		VDR: VB10250000 BRAINCHILD CORP.		PO NUM	CHECK	OLG	OWN	FND-CNTR-PROJECT-----AMOUNT	LIF
				181603		O		420-0071-4210220	5
		COM: KINEO ANDRIOD						TOTAL	.00
00031564	4110101	DESKTOP COMPUTER		BW22851	GX270	0051	8 814	G 07 010105	012517 Y
		VDR: V999999999 VENDOR PRIOR TO TERMS		PO NUM	CHECK	OLG	OWN	FND-CNTR-PROJECT-----AMOUNT	LIF
		MFG: M000000138 DELL		000001		O		949.00	5
		COM: DELL CPU						TOTAL	949.00
00036574	4110101	DESKTOP COMPUTER		J8K4SD1	GX745	0051	8 822	E 07 101007	012517 Y
		VDR: VD04220000 DELL MARKETING LP		PO NUM	CHECK	OLG	OWN	FND-CNTR-PROJECT-----AMOUNT	LIF
		MFG: M000000138 DELL		171864	000001	O		376-0051	861.80 5
		COM: DELL CPU						TOTAL	861.80
00038673	4110101	DESKTOP COMPUTER		JKJWDP1	GX380	0051	8 826	G 07 042511	012517 Y
		VDR: VD04220000 DELL MARKETING LP		PO NUM	CHECK	OLG	OWN	FND-CNTR-PROJECT-----AMOUNT	LIF
				180145	080677	O		432-0051-432261S	5
		COM: DELL CPU						TOTAL	.00
00036369	4110101	DESKTOP COMPUTER		2842HD1	GX745	0051	8 828	E 07 082307	012517 Y
		VDR: VD04220000 DELL MARKETING LP		PO NUM	CHECK	OLG	OWN	FND-CNTR-PROJECT-----AMOUNT	LIF
		MFG: M000000138 DELL		170953	000001	O		420-0051	861.80 5
		COM: DELL CPU						TOTAL	861.80
00037679	4110101	DESKTOP COMPUTER		79510L1	GX760	0051	8 828	G 07 100909	012517 Y
		VDR: VD04220000 DELL MARKETING LP		PO NUM	CHECK	OLG	OWN	FND-CNTR-PROJECT-----AMOUNT	LIF
				177040	071368	O		378-0051-0999	5
		COM: DELL CPU						TOTAL	.00
00037782	4110101	DESKTOP COMPUTER		27510L1	GX760	0051	8 828	G 07 100909 051612	012517 Y
		VDR: VD04220000 DELL MARKETING LP		PO NUM	CHECK	OLG	OWN	FND-CNTR-PROJECT-----AMOUNT	LIF
				177040	071368	O		378-0051-1109990	5
		COM: DELL CPU						TOTAL	.00

-FA NUM-	CODE	CLASSIFICATION	DESCRIPTION	SERIAL NUMBER	MODEL NUMBER	LOCATION	CNTR	DP	BLDG	FM	N	DS	ACQRED	DATES	INVTY	DISPD	T
00037789	4110101	DESKTOP COMPUTER		D7510L1	GX760	0051	8	828	G	07	100909	051612	012517	Y			
		VDR: VD04220000 DELL MARKETING LP		PO NUM	CHECK	OLG	OWN				FND-CNTR-PROJECT		AMOUNT	LIF			
				177040	071368	O					378-0051-1109990		5				
		COM: DELL CPU									TOTAL		.00				
00037792	4110101	DESKTOP COMPUTER		J3510L1	GX760	0051	8	828	G	07	100909	051612	012517	Y			
		VDR: VD04220000 DELL MARKETING LP		PO NUM	CHECK	OLG	OWN				FND-CNTR-PROJECT		AMOUNT	LIF			
				177040	071368	O					378-0051-1109990		5				
		COM: DELL CPU									TOTAL		.00				
00036351	4110101	DESKTOP COMPUTER		D742HD1	GX745	0051	9	905	E	07	082307		012517	Y			
		VDR: VD04220000 DELL MARKETING LP		PO NUM	CHECK	OLG	OWN				FND-CNTR-PROJECT		AMOUNT	LIF			
		MFG: M000000138 DELL		170953	000001	O					420-0051		861.80	5			
		COM: DELL CPU									TOTAL		861.80				
00036365	4110101	DESKTOP COMPUTER		5742HD1	GX745	0051	9	905	E	07	082307		012517	Y			
		VDR: VD04220000 DELL MARKETING LP		PO NUM	CHECK	OLG	OWN				FND-CNTR-PROJECT		AMOUNT	LIF			
		MFG: M000000138 DELL		170953	000001	O					420-0051		861.80	5			
		COM: DELL CPU									TOTAL		861.80				
00036579	4110101	DESKTOP COMPUTER		GBK4SD1	GX745	0051	9	905	E	07	101007		012517	Y			
		VDR: VD04220000 DELL MARKETING LP		PO NUM	CHECK	OLG	OWN				FND-CNTR-PROJECT		AMOUNT	LIF			
		MFG: M000000138 DELL		171864	000001	O					376-0051		861.80	5			
		COM: DELL CPU									TOTAL		861.80				
00036568	4110101	DESKTOP COMPUTER		JFK4SD1	GX745	0051	9	909	E	07	101007		012517	Y			
		VDR: VD04220000 DELL MARKETING LP		PO NUM	CHECK	OLG	OWN				FND-CNTR-PROJECT		AMOUNT	LIF			
		MFG: M000000138 DELL		171864	000001	O					376-0051		861.80	5			
		COM: DELL CPU									TOTAL		861.80				
				CNTR 0051	TOTAL						62 ITEMS		38,822.38	COST			

RPRT- M1B08
 DIST- 20 GADSDEN COUNTY SCHOOL BOARD
 LOCN- 0071 EAST GADSDEN HIGH SCHOOL

TERMS - FACILITY MANAGEMENT SERIES
 FIXED ASSET VERIFICATION
 REQ-01 SEQ-C

PROCESSED- 03/20/17 PAGE- 13
 TIME- 15:22

-FA NUM-	CODE	-----CLASSIFICATION-----	DESCRIPTION	---SERIAL NUMBER---	---MODEL-- NUMBER	---LOCATION----	C	-----DATES-----	T
						CNTR DP BLDG FM N DS	ACQRED	INVTY	DISPD G
00039266	4070000	SCANNER		033916	6130	0071 8 809	G 07 041112	062413	092616 Y
		VDR: VC00220000	CDW GOVERNMENT, INC.						
				PO NUM	CHECK	OLG	OWN	FND-CNTR-PROJECT-----	AMOUNT LIF
				182353	087567	O		420-0071-4221220	925.96 5
		COM: FIJITSU SCANER/PRINTER	MATH COACHES					TOTAL	925.96
								CUR VALUE	324.09
00040193	4110109	MIMIOVIEW		M05D23802	ICD03	0071 9 916	G 07 032713		012517 Y
		VDR: VH14100000	HOWARD COMPUTERS						
				PO NUM	CHECK	OLG	OWN	FND-CNTR-PROJECT-----	AMOUNT LIF
				184387	093378	O		434-0071-434R631	5
		COM: MIMIOVIEW						TOTAL	.00
				CNTR 0071	TOTAL			2 ITEMS	925.96 COST

-FA NUM-	CODE	CLASSIFICATION	DESCRIPTION	SERIAL NUMBER	MODEL NUMBER	LOCATION	C	DATES	T
						CNTR DP BLDG FM N DS		ACQRED INVTY	DISPD G
00038361	4090200	WASHER		XE04109010	831FS4	0091	00 38	G 07 011011	072516 Y
		VDR: VS18600000 STEWART TV & APPLIANCES		PO NUM 179496	CHECK 078372	OLG OWN O		FND-CNTR-PROJECT-----AMOUNT LIF	
								420-9026-4210951 999.00 7	
		COM: WASHER DRYER COMBO						TOTAL 999.00	
								CUR VALUE 499.51	
00036932	4100000	COMMUNICATION EQUIPMENT		NOT VISIBLE	3C1060	0091	1 OUTS E 07 051308	070810 071816 Y	
		VDR: VH06760000 HAYES E-GOVERNMENT RESOURCES		PO NUM 173301	CHECK 066419	OLG OWN O		FND-CNTR-PROJECT-----AMOUNT LIF	
								376-9001 841.75 7	
		COM: GTW CHASSIS 1PWR(OUTSIDE)						TOTAL 841.75	
								CUR VALUE 100.22	
00036936	4100000	COMMUNICATION EQUIPMENT		NOT VISIBLE	3C1060	0091	1 OUTS E 07 051308	070810 071816 Y	
		VDR: VH06760000 HAYES E-GOVERNMENT RESOURCES		PO NUM 173301	CHECK 066419	OLG OWN O		FND-CNTR-PROJECT-----AMOUNT LIF	
								376-9001 1,296.75 5	
		COM: NBX V3000 ANALOG SYS(OUTSIDE)						TOTAL 1,296.75	
00035297	4080100	TELEVISIONS		F346CA04X	27R411	0091	1 102 E 07 010100	070810 013117 Y	
		VDR: V999999999 VENDOR PRIOR TO TERMS		PO NUM	CHECK 000001	OLG OWN O		FND-CNTR-PROJECT-----AMOUNT LIF	
		MFG: M000000046 RCA						TOTAL .00	7
		COM: RCA TV							
00036550	4110101	DESKTOP COMPUTER		FGTGRD1	GX745	0091	1 106 E 07 100207	070810 071816 Y	
		VDR: VD04220000 DELL MARKETING LP		PO NUM 171729	CHECK 000001	OLG OWN O		FND-CNTR-PROJECT-----AMOUNT LIF	
		MFG: M000000138 DELL						376-0061 861.60 5	
		COM: DELL CPU						TOTAL 861.60	
00105336	4090300	REFRIGERATOR		ZH553885	TBX18S	0091	1 106 G 07 010100	071816 Y	
		VDR: V999999999 VENDOR PRIOR TO TERMS		PO NUM	CHECK	OLG OWN O		FND-CNTR-PROJECT-----AMOUNT LIF	
								TOTAL .00	7
		COM: GE REFRIG							
00025389	4060100	FILES AND CABINETS		N/A	N/A	0091	1 111 G 07 010100	070810 071816 Y	
		VDR: V999999999 VENDOR PRIOR TO TERMS		PO NUM	CHECK 000001	OLG OWN O		FND-CNTR-PROJECT-----AMOUNT LIF	
								765.00 10	
		COM: 4-DRAWER FILE CABNT						TOTAL 765.00	
								CUR VALUE 535.50	

-FA NUM-	CODE	-----CLASSIFICATION-----	-----DESCRIPTION-----	---SERIAL NUMBER---	---MODEL-- NUMBER	---LOCATION----	C	-----DATES-----	T
						CNTR DP BLDG FM N DS		ACQRED INVTRY	DISPD G
00032225	4080200	VIDEO		20805152	PMC21A	0091	1 120	G 07 010100 070810	071816 Y
		VDR: V999999999	VENDOR PRIOR TO TERMS	PO NUM	CHECK	OLG	OWN	FND-CNTR-PROJECT-----	AMOUNT LIF
				000001		O			7
		COM: PELCO MONITOR						TOTAL	.00
00105205	4080200	VIDEO		41692521094	NOT VI	0091	1 120	G 07 010100 070810	071816 Y
		VDR: V999999999	VENDOR PRIOR TO TERMS	PO NUM	CHECK	OLG	OWN	FND-CNTR-PROJECT-----	AMOUNT LIF
				000001		O			7
		COM: DIGITAL SURVALLANCE						TOTAL	501.00
								TOTAL	501.00
00037741	4110300	PRINTERS		CNDC5CF1SG	2600	0091	1 121	G 07 010106	071816 Y
		VDR: V999999999	VENDOR PRIOR TO TERMS	PO NUM	CHECK	OLG	OWN	FND-CNTR-PROJECT-----	AMOUNT LIF
						O			5
		COM: HP PRINTER (21ST CCLC)						TOTAL	.00
00038285	4110101	DESKTOP COMPUTER		BTFKN1	GX380	0091	1 401	G 07 112010	071816 Y
		VDR: VD04220000	DELL MARKETING LP	PO NUM	CHECK	OLG	OWN	FND-CNTR-PROJECT-----	AMOUNT LIF
				179070	077592	O		420-0061-4212691	5
		COM: DELL CPU						TOTAL	.00
00038292	4110101	DESKTOP COMPUTER		BTGKKN1	GX380	0091	1 401	G 07 112010	071816 Y
		VDR: VD04220000	DELL MARKETING LP	PO NUM	CHECK	OLG	OWN	FND-CNTR-PROJECT-----	AMOUNT LIF
				179070	077592	O		420-0061-4212691	5
		COM: DELL CPU						TOTAL	.00
00038295	4110101	DESKTOP COMPUTER		BTBLKN1	GX380	0091	1 401	G 07 112010	071816 Y
		VDR: VD04220000	DELL MARKETING LP	PO NUM	CHECK	OLG	OWN	FND-CNTR-PROJECT-----	AMOUNT LIF
				179070	077592	O		420-0061-4212691	5
		COM: DELL CPU						TOTAL	.00
00105271	4160200	DESKS		N/A	N/A	0091	10 1004	G 07 010105 101910	071816 Y
		VDR: V999999999	VENDOR PRIOR TO TERMS	PO NUM	CHECK	OLG	OWN	FND-CNTR-PROJECT-----	AMOUNT LIF
				000001		O			10
		COM: DESK-DOUBLE PEDESTAL						TOTAL	882.00
								CUR VALUE	44.10

-FA NUM-	CODE	-----CLASSIFICATION-----	DESCRIPTION	---SERIAL NUMBER---	---MODEL-- NUMBER	---LOCATION----	C	-----DATES-----	T
						CNTR DP BLDG FM N DS	ACQRED	INVTY	DISPD G
00025479	4060100	FILES AND CABINETS		N/A	N/A	0091	11 1121 G 07	010102 070810	013117 Y
		VDR: V999999999	VENDOR PRIOR TO TERMS	PO NUM	CHECK	OLG	OWN	FND-CNTR-PROJECT-----	AMOUNT LIF
				000001		O			576.00 10
		COM: 4-DRAWER FILE CABNT						TOTAL	576.00
00025503	4060100	FILES AND CABINETS		N/A	N/A	0091	11 1121 G 07	010102 070810	071816 Y
		VDR: V999999999	VENDOR PRIOR TO TERMS	PO NUM	CHECK	OLG	OWN	FND-CNTR-PROJECT-----	AMOUNT LIF
				000001		O			576.00 10
		COM: 4-DRAWER FILE CABNT						TOTAL	576.00
00200939	4200002	STEAMER		NOT VISIBLE	NOT VI	0091	12 1201 G 07	010193 101210	013117 Y
		VDR: V999999999	VENDOR PRIOR TO TERMS	PO NUM	CHECK	OLG	OWN	FND-CNTR-PROJECT-----	AMOUNT LIF
				000001		O			6,276.00 7
		COM: GROEN FOOD STEAMER						TOTAL	6,276.00
00200952	4200002	STEAMER		NOT VISIBLE	NOT VI	0091	12 1201 G 07	010103 070810	013117 Y
		VDR: V999999999	VENDOR PRIOR TO TERMS	PO NUM	CHECK	OLG	OWN	FND-CNTR-PROJECT-----	AMOUNT LIF
				000001		O			6,200.00 7
		COM: GROGEN STEAMER						TOTAL	6,200.00
00200958	4200015	WARMER		NOT VISIBLE	NOT VI	0091	12 1201 G 07	010103 070810	013117 Y
		VDR: V999999999	VENDOR PRIOR TO TERMS	PO NUM	CHECK	OLG	OWN	FND-CNTR-PROJECT-----	AMOUNT LIF
				000001		O			3,700.00 7
		COM: MCCALL HEATER/WARMER						TOTAL	3,700.00
00200977	4200014	ICE MACHINE		NOT VISIBLE	KM450M	0091	12 1201 G 07	010193 070810	013117 Y
		VDR: V999999999	VENDOR PRIOR TO TERMS	PO NUM	CHECK	OLG	OWN	FND-CNTR-PROJECT-----	AMOUNT LIF
				000001		O			2,092.00 7
		COM: HOSHIZAKI ICE MAKER						TOTAL	2,092.00
00035931	4110101	DESKTOP COMPUTER		DJPRYC1	GX745	0091	12 1234 E 07	052107 070810	013117 Y
		VDR: VD04220000	DELL MARKETING LP	PO NUM	CHECK	OLG	OWN	FND-CNTR-PROJECT-----	AMOUNT LIF
		MFG: M000000138	DELL	170563	000001	O		420-0061	845.00 5
		COM: DELL CPU						TOTAL	845.00

RPRT- M1B08
 DIST- 20 GADSDEN COUNTY SCHOOL BOARD
 LOCN- 0091 HAVANA MAGNET SCHOOL

TERMS - FACILITY MANAGEMENT SERIES
 FIXED ASSET VERIFICATION
 REQ-01 SEQ-C

PROCESSED- 03/20/17 PAGE- 17
 TIME- 15:22

-FA NUM-	CODE	CLASSIFICATION	DESCRIPTION	SERIAL NUMBER	MODEL NUMBER	LOCATION	CNTR	DP	BLDG	FM	N	DS	ACQRED	INVTY	DISPD	T
00037992	4110101	DESKTOP COMPUTER		7ZVKPM1	GX380		0091	12	1234	G	07	091510		013117	Y	
		VDR: VD04220000 DELL MARKETING LP		PO NUM	CHECK	OLG	OWN						FND-CNTR-PROJECT	AMOUNT	LIF	
				020229	077457	O							410-0061-0701		5	
		COM: DELL CPU											TOTAL	.00		
00107941	4060100	FILES AND CABINETS		N/A	N/A		0091	12	125	G	07	010100	070810	013117	Y	
		VDR: V999999999 VENDOR PRIOR TO TERMS		PO NUM	CHECK	OLG	OWN						FND-CNTR-PROJECT	AMOUNT	LIF	
				000001	O									765.00	10	
		COM: FILE CABINET											TOTAL	765.00		
00105100	4060100	FILES AND CABINETS		N/A	N/A		0091	2	201	G	07	010100	070810	071816	Y	
		VDR: V999999999 VENDOR PRIOR TO TERMS		PO NUM	CHECK	OLG	OWN						FND-CNTR-PROJECT	AMOUNT	LIF	
				000001	O									765.00	10	
		COM: 5-DRAWER FILE CABNT											TOTAL	765.00		
00034073	4110102	LAPTOP COMPUTER		4H619120NSEB	BA124L		0091	2	202	E	07	010105	070810	071816	Y	
		VDR: V999999999 VENDOR PRIOR TO TERMS		PO NUM	CHECK	OLG	OWN						FND-CNTR-PROJECT	AMOUNT	LIF	
		MFG: M000000002 APPLE COMPUTER		000001	O									1,066.00	5	
		COM: I-BOOK LAPTOP											TOTAL	1,066.00		
00037688	4110099	SERVER		7CT1NL1	R300		0091	2	202	G	07	012910		071816	Y	
		VDR: VD04220000 DELL MARKETING LP		PO NUM	CHECK	OLG	OWN						FND-CNTR-PROJECT	AMOUNT	LIF	
				177523	073217	O							420-0061-4221200	2,486.00	5	
		COM: DELL SERVER											TOTAL	2,486.00		
													CUR VALUE	248.60		
00037927	4110099	SERVER		CL84JN1	300		0091	2	202	G	07	072810		071816	Y	
		VDR: VD04220000 DELL MARKETING LP		PO NUM	CHECK	OLG	OWN						FND-CNTR-PROJECT	AMOUNT	LIF	
				178422	076247	O							420-0061-4221210	1,728.00	5	
		COM: DELL SERVER											TOTAL	1,728.00		
													CUR VALUE	345.60		
00105098	4060100	FILES AND CABINETS		N/A	N/A		0091	2	202	G	07	010100	070810	071816	Y	
		VDR: V999999999 VENDOR PRIOR TO TERMS		PO NUM	CHECK	OLG	OWN						FND-CNTR-PROJECT	AMOUNT	LIF	
				000001	O									685.00	10	
		COM: 5-DRAWER FILE CABNT											TOTAL	685.00		

-FA NUM-	CODE	CLASSIFICATION	DESCRIPTION	SERIAL NUMBER	MODEL NUMBER	LOCATION	C	DATES	T
						CNTR DP BLDG FM N DS		ACQRED INVTY	DISPD G
00024955	4190200	LIBRARY FURNITURE		N/A	OAKWOO	0091 2 208	E 07	010100 070810	071616 Y
		VDR: V999999999	VENDOR PRIOR TO TERMS	PO NUM	CHECK	OLG OWN		FND-CNTR-PROJECT	AMOUNT LIF
				000001		O			7
		COM: BOOK SHELF						TOTAL	.00
00025504	4060100	FILES AND CABINETS		N/A	N/AA	0091 2 210	G 07	010100 070810	071816 Y
		VDR: V999999999	VENDOR PRIOR TO TERMS	PO NUM	CHECK	OLG OWN		FND-CNTR-PROJECT	AMOUNT LIF
				000001		O			10
		COM: 5-DRAWER FILE CABNT						TOTAL	612.00
00037474	4110101	DESKTOP COMPUTER		B1510L1	GX760	0091 2 212	G 07	110509	013117 Y
		VDR: VD04220000	DELL MARKETING LP	PO NUM	CHECK	OLG OWN		FND-CNTR-PROJECT	AMOUNT LIF
				177040	071368	O		378-0091-0999	5
		COM: DELL CPU						TOTAL	.00
00037506	4110101	DESKTOP COMPUTER		84QYDK1	GX760	0091 2 212	G 07	110509	013117 Y
		VDR: VD04220000	DELL MARKETING LP	PO NUM	CHECK	OLG OWN		FND-CNTR-PROJECT	AMOUNT LIF
				177040	071368	O		378-0091-0999	5
		COM: DELL CPU						TOTAL	.00
00105525	4060100	FILES AND CABINETS		N/A	N/A	0091 2 212	G 07	010100 060110	071816 Y
		VDR: V999999999	VENDOR PRIOR TO TERMS	PO NUM	CHECK	OLG OWN		FND-CNTR-PROJECT	AMOUNT LIF
				000001		O			10
		COM: 4-DRAWER FILE CABNT						TOTAL	576.00
00030704	4100000	COMMUNICATION EQUIPMENT		894	CLK6A	0091 2 213	G 07	010100 070810	013117 Y
		VDR: V999999999	VENDOR PRIOR TO TERMS	PO NUM	CHECK	OLG OWN		FND-CNTR-PROJECT	AMOUNT LIF
				000001		O			5
		COM: BOGEN						TOTAL	.00
00030707	4100000	COMMUNICATION EQUIPMENT		703980	PDI60A	0091 2 213	G 07	010100 070810	013117 Y
		VDR: V999999999	VENDOR PRIOR TO TERMS	PO NUM	CHECK	OLG OWN		FND-CNTR-PROJECT	AMOUNT LIF
				000001		O			5
		COM: MODULATOR						TOTAL	.00

-FA NUM-	CODE	CLASSIFICATION	DESCRIPTION	SERIAL NUMBER	MODEL NUMBER	LOCATION	CNTR	DP	BLDG	FM	N	DS	ACQRED	INVTY	DATES	DISPD	T
00030708	4100000	COMMUNICATION EQUIPMENT		5165	MIGHTY	0091	2	213	G	07	010100	070810	013117	Y			
		VDR: V999999999	VENDOR PRIOR TO TERMS	PO NUM	CHECK	OLG	OWN						FND-CNTR-PROJECT	AMOUNT	LIF		
				000001		O									5		
		COM: MODULATOR											TOTAL	.00			
00032746	4110101	DESKTOP COMPUTER		FGW8N41	GX270	0091	2	213	G	07	010105	070810	071816	Y			
		VDR: V999999999	VENDOR PRIOR TO TERMS	PO NUM	CHECK	OLG	OWN						FND-CNTR-PROJECT	AMOUNT	LIF		
		MFG: M000000138	DELL	000001		O								949.00	5		
		COM: DELL CPU											TOTAL	949.00			
00037497	4110101	DESKTOP COMPUTER		11510L1	GX760	0091	3	19	G	07	110509		013117	Y			
		VDR: VD04220000	DELL MARKETING LP	PO NUM	CHECK	OLG	OWN						FND-CNTR-PROJECT	AMOUNT	LIF		
				177040	071368	O							378-0091-0999		5		
		COM: DELL CPU											TOTAL	.00			
00035936	4110101	DESKTOP COMPUTER		GLPRYC1	GX745	0091	4	435	E	07	052107	070810	013117	Y			
		VDR: VD04220000	DELL MARKETING LP	PO NUM	CHECK	OLG	OWN						FND-CNTR-PROJECT	AMOUNT	LIF		
		MFG: M000000138	DELL	170563	000001	O							420-0061	845.00	5		
		COM: DELL CPU											TOTAL	845.00			
00036777	4110101	DESKTOP COMPUTER		HHJV1F1	GX745	0091	6	608	E	07	112807		071816	Y			
		VDR: VD04220000	DELL MARKETING LP	PO NUM	CHECK	OLG	OWN						FND-CNTR-PROJECT	AMOUNT	LIF		
		MFG: M000000138	DELL	172375	000001	O							376-0061	861.80	5		
		COM: DELL CPU											TOTAL	861.80			
00036789	4110101	DESKTOP COMPUTER		CFJV1F1	GX745	0091	6	608	E	07	112807		071816	Y			
		VDR: VD04220000	DELL MARKETING LP	PO NUM	CHECK	OLG	OWN						FND-CNTR-PROJECT	AMOUNT	LIF		
		MFG: M000000138	DELL	172375	000001	O							376-0061	861.80	5		
		COM: DELL CPU											TOTAL	861.80			
00035278	4080100	TELEVISIONS		614135	25E-M1	0091	6	616	E	07	010102	070810	071816	Y			
		VDR: V999999999	VENDOR PRIOR TO TERMS	PO NUM	CHECK	OLG	OWN						FND-CNTR-PROJECT	AMOUNT	LIF		
		MFG: M000000035	SHARP	000001		O									7		
		COM: SHARP TV											TOTAL	.00			

-FA NUM-	CODE	-----CLASSIFICATION-----	-----DESCRIPTION-----	---SERIAL NUMBER---	--MODEL-- NUMBER	---LOCATION----	C	-----DATES-----	T
						CNTR DP BLDG FM N DS	ACQRED	INVTY	DISPD G
00105351	4060100	FILES AND CABINETS		N/A	N/A	0091	6 620	E 07 010102	070810 071816 Y
		VDR: V999999999	VENDOR PRIOR TO TERMS	PO NUM	CHECK	OLG	OWN	FND-CNTR-PROJECT-----	AMOUNT LIF
				000001		O			10
		COM: METAL FILE CABNET						TOTAL	.00
00025459	4060100	FILES AND CABINETS		N/V	N/V	0091	6 625	G 07 010198	071816 Y
		VDR: V999999999	VENDOR PRIOR TO TERMS	PO NUM	CHECK	OLG	OWN	FND-CNTR-PROJECT-----	AMOUNT LIF
						O			10
		COM: LATERAL FILE CABINET						TOTAL	.00
00029667	4110102	LAPTOP COMPUTER		42511984273	PPX 38	0091	6 625	G 07 010105	070810 071816 Y
		VDR: V999999999	VENDOR PRIOR TO TERMS	PO NUM	CHECK	OLG	OWN	FND-CNTR-PROJECT-----	AMOUNT LIF
		MFG: M000000138	DELL		000001	O			1,523.00 5
		COM: DELL LAPTOP						TOTAL	1,523.00
00034013	4110102	LAPTOP COMPUTER		4H6191LRSEB	BA124L	0091	6 625	E 07 010105	070810 071816 Y
		VDR: V999999999	VENDOR PRIOR TO TERMS	PO NUM	CHECK	OLG	OWN	FND-CNTR-PROJECT-----	AMOUNT LIF
		MFG: M000000002	APPLE COMPUTER		000001	O			1,066.00 5
		COM: I-BOOK LAPTOP						TOTAL	1,066.00
00036635	4110300	PRINTERS		H7J509631	MFC-84	0091	6 627	E 07 102407	070810 071816 Y
		VDR: VP00095000	PC NATION	PO NUM	CHECK	OLG	OWN	FND-CNTR-PROJECT-----	AMOUNT LIF
		MFG: M000000091	BROTHER'S	172092	000001	O		110-0061	5
		COM: BROTHERS COP/FX/SCN						TOTAL	.00
00034822	4110101	DESKTOP COMPUTER		6K9JG81	GX620	0091	6 628	E 07 010106	071816 Y
		VDR: V999999999	VENDOR PRIOR TO TERMS	PO NUM	CHECK	OLG	OWN	FND-CNTR-PROJECT-----	AMOUNT LIF
		MFG: M000000138	DELL		000001	O			1,108.00 5
		COM: DELL CPU						TOTAL	1,108.00
00034826	4110101	DESKTOP COMPUTER		1K9JG81	GX620	0091	6 628	E 07 010106	071816 Y
		VDR: V999999999	VENDOR PRIOR TO TERMS	PO NUM	CHECK	OLG	OWN	FND-CNTR-PROJECT-----	AMOUNT LIF
		MFG: M000000138	DELL		000001	O			1,108.00 5
		COM: DELL CPU						TOTAL	1,108.00

-FA NUM-	CODE	-----CLASSIFICATION-----	-----DESCRIPTION-----	---SERIAL NUMBER---	---MODEL-- NUMBER	---LOCATION----	C	-----DATES-----	T
						CNTR DP BLDG FM N DS		ACQRED INVTY	DISPD
00035933	4110101	DESKTOP COMPUTER		DGPRYC1	GX745	0091 6 628	E 07	052107 070810	013117 Y
		VDR: VD04220000 DELL MARKETING LP		PO NUM	CHECK	OLG	OWN	FND-CNTR-PROJECT-----	AMOUNT LIF
		MFG: M000000138 DELL		170563	000001	O		420-0061	845.00 5
		COM: DELL CPU						TOTAL	845.00
00035942	4110101	DESKTOP COMPUTER		JPPRYC1	GX745	0091 6 628	E 07	052107 070810	013117 Y
		VDR: VD04220000 DELL MARKETING LP		PO NUM	CHECK	OLG	OWN	FND-CNTR-PROJECT-----	AMOUNT LIF
		MFG: M000000138 DELL		170563	000001	O		420-0061	845.00 5
		COM: DELL CPU						TOTAL	845.00
00033207	4110101	DESKTOP COMPUTER		1NLKG61	GX280	0091 6 635	G 07	010106 070810	071816 Y
		VDR: V999999999 VENDOR PRIOR TO TERMS		PO NUM	CHECK	OLG	OWN	FND-CNTR-PROJECT-----	AMOUNT LIF
		MFG: M000000138 DELL			000001	O			1,435.00 5
		COM: DELL CPU						TOTAL	1,435.00
00025467	4060100	FILES AND CABINETS		N/A	N/A	0091 6 639	G 07	010100 070810	071816 Y
		VDR: V999999999 VENDOR PRIOR TO TERMS		PO NUM	CHECK	OLG	OWN	FND-CNTR-PROJECT-----	AMOUNT LIF
					000001	O			576.00 10
		COM: 4-DRAWER FILE CABNT						TOTAL	576.00
00033158	4110101	DESKTOP COMPUTER		J34MP61	GX280	0091 6 639	G 07	010106	071816 Y
		VDR: V999999999 VENDOR PRIOR TO TERMS		PO NUM	CHECK	OLG	OWN	FND-CNTR-PROJECT-----	AMOUNT LIF
		MFG: M000000138 DELL			000001	O			1,200.00 5
		COM: DELL CPU						TOTAL	1,200.00
								CUR VALUE	480.00
00105473	4060100	FILES AND CABINETS		N/A	N/A	0091 6 639	G 07	010100 070810	071816 Y
		VDR: V999999999 VENDOR PRIOR TO TERMS		PO NUM	CHECK	OLG	OWN	FND-CNTR-PROJECT-----	AMOUNT LIF
					000001	O			576.00 10
		COM: 4-DRAWER FILE CABNT						TOTAL	576.00
00035283	4090100	DRYER		NOT VISIBLE	NOT VI	0091 6 646	G 07	010102 070810	013117 Y
		VDR: V999999999 VENDOR PRIOR TO TERMS		PO NUM	CHECK	OLG	OWN	FND-CNTR-PROJECT-----	AMOUNT LIF
					000001	O			7
		COM: TAPPAN DRYER						TOTAL	.00

-FA NUM-	CODE-----	CLASSIFICATION-----	DESCRIPTION	---SERIAL NUMBER---	---MODEL-- NUMBER	---LOCATION----	C	-----DATES-----	T
						CNTR DP BLDG FM N DS		ACQRED INVTY	DISPD G
00200997	4090200	WASHER	NOT VISIBLE	NOT VI		0091 6 646	G 07	010102 070810	013117 Y
		VDR: V999999999	VENDOR PRIOR TO TERMS	PO NUM	CHECK	OLG OWN		FND-CNTR-PROJECT-----	AMOUNT LIF
				000001	O				7
		COM: TAPPAN WASHER						TOTAL	.00
00025385	4060100	FILES AND CABINETS	N/A	N/A		0091 7 715	G 07	010101	013117 Y
		VDR: V999999999	VENDOR PRIOR TO TERMS	PO NUM	CHECK	OLG OWN		FND-CNTR-PROJECT-----	AMOUNT LIF
						O			10
		COM: 4-DRAWER FILE CABINET						TOTAL	.00
00025486	4060100	FILES AND CABINETS	N/A	N/A		0091 7 715	G 07	010105 101910	013117 Y
		VDR: V999999999	VENDOR PRIOR TO TERMS	PO NUM	CHECK	OLG OWN		FND-CNTR-PROJECT-----	AMOUNT LIF
				000001	O				10
		COM: 5-DRAWER FILE CABNT						TOTAL	685.00
									685.00
00037740	4050100	PROJECTORS	9Z00149EC	NP215		0091 7 715	G 07	120109	013117 Y
		VDR: VD04220000	DELL MARKETING LP	PO NUM	CHECK	OLG OWN		FND-CNTR-PROJECT-----	AMOUNT LIF
						O			7
		COM: NEC PROJECTOR						TOTAL	.00
00105269	4060100	FILES AND CABINETS	N/A	N/A		0091 7 715	G 07	010101	013117 Y
		VDR: V999999999	VENDOR PRIOR TO TERMS	PO NUM	CHECK	OLG OWN		FND-CNTR-PROJECT-----	AMOUNT LIF
						O			10
		COM: 4-DRAWER FILE CABINET						TOTAL	.00
00035902	4110101	DESKTOP COMPUTER	4QPRYC1	GX745		0091 8 819	E 07	052107 060113	013117 Y
		VDR: VD04220000	DELL MARKETING LP	PO NUM	CHECK	OLG OWN		FND-CNTR-PROJECT-----	AMOUNT LIF
		MFG: M000000138	DELL	170563	000001	O		420-0091	845.00 5
		COM: DELL CPU						TOTAL	845.00
00035339	4290200	MISC SHOP/VOC EQUIPMENT	K9439	28-180		0091 9 915	E 07	010102 070810	071816 Y
		VDR: V999999999	VENDOR PRIOR TO TERMS	PO NUM	CHECK	OLG OWN		FND-CNTR-PROJECT-----	AMOUNT LIF
		MFG: M000000093	DELTA		000001	O			7
		COM: DELTA BAND SAW						TOTAL	.00

RPRT- M1B08
 DIST- 20 GADSDEN COUNTY SCHOOL BOARD
 LOCN- 0091 HAVANA MAGNET SCHOOL

TERMS - FACILITY MANAGEMENT SERIES
 FIXED ASSET VERIFICATION
 REQ-01 SEQ-C

PROCESSED- 03/20/17 PAGE- 23
 TIME- 15:22

-FA NUM-	CODE	-----CLASSIFICATION-----	DESCRIPTION	---SERIAL NUMBER---	---MODEL--- NUMBER	---LOCATION---	C	-----DATES-----	T
						CNTR DP BLDG FM N DS	ACQRED	INVTRY	DISPD G
00035340	4290200	MISC SHOP/VOC EQUIPMENT		125168	90183	0091 9 915	E 07 010102	070810	071816 Y
		VDR: V999999999 VENDOR PRIOR TO TERMS		PO NUM	CHECK OLG OWN		FND-CNTR-PROJECT-----	AMOUNT	LIF
				000001	O				7
		COM: EXCEL DISC SANDER					TOTAL		.00
00035341	4290200	MISC SHOP/VOC EQUIPMENT		K9441	11-950	0091 9 915	E 07 010102	070810	071816 Y
		VDR: V999999999 VENDOR PRIOR TO TERMS		PO NUM	CHECK OLG OWN		FND-CNTR-PROJECT-----	AMOUNT	LIF
		MFG: M000000093 DELTA		000001	O				7
		COM: DELTA DEILL PRESS					TOTAL		.00
				CNTR 0091	TOTAL		65 ITEMS		50,424.70 COST

RPRT- M1B08
 DIST- 20 GADSDEN COUNTY SCHOOL BOARD
 LOCN- 0101 GADSDEN ELEMENTARY MAGNET

TERMS - FACILITY MANAGEMENT SERIES
 FIXED ASSET VERIFICATION
 REQ-01 SEQ-C

PROCESSED- 03/20/17 PAGE- 24
 TIME- 15:22

-FA NUM-	CODE-----	CLASSIFICATION-----	DESCRIPTION	---SERIAL NUMBER----	--MODEL-- NUMBER	---LOCATION----	C	-----DATES-----	T
						CNTR DP BLDG FM N DS	ACQRED	INVTRY	DISPD G
00034525	4050102	SMART BOARD		SB680-019505	N/V	0101	F 07	010104	092716 Y
		VDR: V999999999	VENDOR PRIOR TO TERMS	PO NUM	CHECK OLG OWN		FND-CNTR-PROJECT-----	AMOUNT	LIF
				000001	O				7
		COM: SMART BOARD (UP STAIRS IN HALLWAY)					TOTAL		.00
				CNTR 0101	TOTAL		1 ITEMS		.00 COST

RPRT- M1B08
 DIST- 20 GADSDEN COUNTY SCHOOL BOARD
 LOCN- 0141 GREENSBORO ELEMENTARY

TERMS - FACILITY MANAGEMENT SERIES
 FIXED ASSET VERIFICATION
 REQ-01 SEQ-C

PROCESSED- 03/20/17 PAGE- 25
 TIME- 15:22

-FA NUM-	CODE	CLASSIFICATION	DESCRIPTION	SERIAL NUMBER	MODEL NUMBER	LOCATION	CNTR	DP	BLDG	FM	N	DS	ACQRED	DATES	INVTY	DISPD	T
00037348	4290000	SHOP/VOCATIONAL EQUIPMENT		10472456	WP2500	0141							G 07 092209			083016	Y
		VDR: VH12740000 HD SPLY FACIL MAINT,LTD		PO NUM 176422	CHECK OLG OWN O								FND-CNTR-PROJECT			AMOUNT LIF 7	
		COM: WORK PRO PRESSURE WASHER											TOTAL			.00	
00037988	4110101	DESKTOP COMPUTER		7ZTKPM1	GX380	0141		3	305				G 07 091510			071916	Y
		VDR: VD04220000 DELL MARKETING LP		PO NUM 020229	CHECK OLG OWN O								FND-CNTR-PROJECT			AMOUNT LIF 5	
		COM: DELL CPU											410-0141-0701			TOTAL .00	
				CNTR 0141	TOTAL								2 ITEMS			.00 COST	

RPRT- M1B08
 DIST- 20 GADSDEN COUNTY SCHOOL BOARD
 LOCN- 0151 CHATTAHOOCHEE ELEMENTARY

TERMS - FACILITY MANAGEMENT SERIES
 FIXED ASSET VERIFICATION
 REQ-01 SEQ-C

PROCESSED- 03/20/17 PAGE- 26
 TIME- 15:22

-FA NUM-	CODE-----	CLASSIFICATION-----	DESCRIPTION	---SERIAL NUMBER----	--MODEL-- NUMBER	---LOCATION----	C	-----DATES-----	T
						CNTR DP BLDG FM N DS	ACQRED	INVTRY	DISPD G
00037987	4110101	DESKTOP COMPUTER		7ZV8PM1	GX380	0151 1 42	G 07 091510		071816 Y
		VDR: VD04220000 DELL MARKETING LP							
				PO NUM CHECK OLG OWN			FND-CNTR-PROJECT-----	AMOUNT	LIF
				020229 077457 O			410-0151-0701		5
		COM: DELL CPU					TOTAL	.00	
				CNTR 0151	TOTAL				.00 COST
						1 ITEMS			

-FA NUM-	CODE	CLASSIFICATION	DESCRIPTION	SERIAL NUMBER	MODEL NUMBER	LOCATION	CNTR	DP	BLDG	FM	N	DS	ACQRED	INVTY	DATES	DISPD	T
00036682	4110102	LAPTOP COMPUTER		5Q8FXD1	D830		0201	1	7		E	07	010106			092816	Y
		VDR: VD04220000 DELL MARKETING LP		PO NUM	CHECK	OLG	OWN						FND-CNTR-PROJECT		AMOUNT	LIF	
		MFG: M000000138 DELL		171952	000001	O							110-9001		1,298.00	5	
		COM: DELL LAPTOP											TOTAL		1,298.00		
00200079	4200009	SERVING LINE		NOT VISIBLE	NOT VI		0201	2	43		G	07	010190			092616	Y
		VDR: V999999999 VENDOR PRIOR TO TERMS		PO NUM	CHECK	OLG	OWN						FND-CNTR-PROJECT		AMOUNT	LIF	
		COM: SHELLYGLAS FOOD WRM			000001	O							TOTAL		.00	7	
00200099	4200011	DISHWASHER		84543	44WS		0201	2	43		G	07	010190			092616	Y
		VDR: V999999999 VENDOR PRIOR TO TERMS		PO NUM	CHECK	OLG	OWN						FND-CNTR-PROJECT		AMOUNT	LIF	
		COM: CHAMPION DISH WASHER			000001	O							TOTAL		5,500.00	7	
													TOTAL		5,500.00		
00200100	4090300	REFRIGERATOR		3549157	NOT VI		0201	2	43		G	07	010190			092616	Y
		VDR: V999999999 VENDOR PRIOR TO TERMS		PO NUM	CHECK	OLG	OWN						FND-CNTR-PROJECT		AMOUNT	LIF	
		COM: BUSH REFRIG			000001	O							TOTAL		420.00	7	
													TOTAL		420.00		
00200630	4090300	REFRIGERATOR		3626765	NOT VI		0201	2	43		G	07	010190			071916	Y
		VDR: V999999999 VENDOR PRIOR TO TERMS		PO NUM	CHECK	OLG	OWN						FND-CNTR-PROJECT		AMOUNT	LIF	
		COM: BUSH REFRIG			000001	O							-4221230		4,200.00	7	
													TOTAL		4,200.00		
00035548	4110101	DESKTOP COMPUTER		7D2LK81	GX520		0201	3	25		G	07	010104			081816	Y
		VDR: V999999999 VENDOR PRIOR TO TERMS		PO NUM	CHECK	OLG	OWN						FND-CNTR-PROJECT		AMOUNT	LIF	
		MFG: M000000138 DELL			000001	O							TOTAL		1,022.01	5	
		COM: DELL CPU											TOTAL		1,022.01		
00038838	4110101	DESKTOP COMPUTER		BC8GZQ1	GX380		0201	5	30		G	07	081711			092616	Y
		VDR: VD04220000 DELL MARKETING LP		PO NUM	CHECK	OLG	OWN						FND-CNTR-PROJECT		AMOUNT	LIF	
		COM: DELL CPU GX380		180737	082602	O							432-0201-43630S5			5	
													TOTAL		.00		

RPRT- M1B08
 DIST- 20 GADSDEN COUNTY SCHOOL BOARD
 LOCN- 0201 STEWART STREET ELEMENTARY

TERMS - FACILITY MANAGEMENT SERIES
 FIXED ASSET VERIFICATION
 REQ-01 SEQ-C

PROCESSED- 03/20/17 PAGE- 28
 TIME- 15:22

-FA NUM-	CODE	-----CLASSIFICATION-----	DESCRIPTION	---SERIAL NUMBER---	--MODEL-- NUMBER	---LOCATION----	C	-----DATES-----	T
						CNTR DP BLDG FM N DS	ACQRED	INVTRY	DISPD G
00038228	4050100	PROJECTORS		MTLF090082L	EPS825	0201 5 31	G 07	121410	092616 Y
		VDR: VA13150000 AVI-SPL		PO NUM 179385	CHECK O	OLG O	OWN	FND-CNTR-PROJECT-----AMOUNT LIF 432-9001-43630S5 792.00 7	
		COM: EPSON PROJECTOR						TOTAL 792.00 CUR VALUE 499.72	
00038229	4050100	PROJECTORS		MT5F060573L	EPS85	0201 5 31	G 07	121410	092616 Y
		VDR: VA13150000 AVI-SPL		PO NUM 179385	CHECK O	OLG O	OWN	FND-CNTR-PROJECT-----AMOUNT LIF 432-9001-43630S5 792.00 7	
		COM: EPSON PROJECTOR (ON HOLD ESE)						TOTAL .00	
00037760	4110101	DESKTOP COMPUTER		4DMD5M1	GX780	0201 7 60	G 07	040510	081616 Y
		VDR: VD04200000 DELL ELECTRONICS, INC.		PO NUM 177795	CHECK 074288	OLG O	OWN	FND-CNTR-PROJECT-----AMOUNT LIF 420-9026-4210951 827.76 5	
		COM: DELL CPU						TOTAL 827.76 CUR VALUE 124.17	
				CNTR 0201	TOTAL			10 ITEMS	14,059.77 COST

RPRT- M1B08
 DIST- 20 GADSDEN COUNTY SCHOOL BOARD
 LOCN- 0211 JAMES A SHANKS MIDDLE SCHOOL

TERMS - FACILITY MANAGEMENT SERIES
 FIXED ASSET VERIFICATION
 REQ-01 SEQ-C

PROCESSED- 03/20/17 PAGE- 29
 TIME- 15:22

-FA NUM-	CODE-----	CLASSIFICATION-----	DESCRIPTION	---SERIAL NUMBER----	---MODEL--	NUMBER	---LOCATION----	C	-----DATES-----	T
							CNTR DP BLDG FM N DS		ACQRED INVTRY	DISPD G
00027501	4200009	SERVING LINE		NOT VISIBLE		NOT VI	0211 5 9	G	07 010104	100416 Y
		VDR: V999999999	VENDOR PRIOR TO TERMS	PO NUM	CHECK	OLG	OWN		FND-CNTR-PROJECT-----	AMOUNT LIF
				000001	O					7
		COM: SHELLYGLASS	WRM/COO						TOTAL	.00
				CNTR 0211	TOTAL					.00 COST
										1 ITEMS

RPRT- M1B08
 DIST- 20 GADSDEN COUNTY SCHOOL BOARD
 LOCN- 0231 CARTER PARRAMORE ACADEMY

TERMS - FACILITY MANAGEMENT SERIES
 FIXED ASSET VERIFICATION
 REQ-01 SEQ-C

PROCESSED- 03/20/17 PAGE- 30
 TIME- 15:22

-FA NUM-	CODE	CLASSIFICATION	DESCRIPTION	SERIAL NUMBER	MODEL NUMBER	LOCATION	CNTR	DP	BLDG	FM	N	DS	ACQRED	DATES	INVTY	DISPD	T
00032294	4110101	DESKTOP COMPUTER		GCR131	GX260	0231	1	17G	G	07	010104					120716	Y
		VDR: V999999999	VENDOR PRIOR TO TERMS	PO NUM	CHECK	OLG	OWN						FND-CNTR-PROJECT		AMOUNT	LIF	
		MFG: M000000138	DELL	000001	0										829.00	5	
		COM: DELL CPU											TOTAL		829.00		
00036800	4110101	DESKTOP COMPUTER		HKJV1F1	GX745	0231	1	39	G	07	112807	101509			120616	Y	
		VDR: VD04220000	DELL MARKETING LP	PO NUM	CHECK	OLG	OWN						FND-CNTR-PROJECT		AMOUNT	LIF	
		MFG: M000000138	DELL	172375	000001	0							376-0231		861.80	5	
		COM: DELL CPU											TOTAL		861.80		
00021278	4200007	STACKED OVEN		NOT VISIBLE	NOT VI	0231	3	5	G	07	010199	101409			021317	Y	
		VDR: V999999999	VENDOR PRIOR TO TERMS	PO NUM	CHECK	OLG	OWN						FND-CNTR-PROJECT		AMOUNT	LIF	
				000001	0										8,675.00	7	
		COM: BLODGETT OVEN											TOTAL		8,675.00		
				CNTR 0231	TOTAL								3 ITEMS		10,365.80	COST	

RPRT- M1B08
 DIST- 20 GADSDEN COUNTY SCHOOL BOARD
 LOCN- 0245 GADSDEN TECHNICAL INSTITUTE

TERMS - FACILITY MANAGEMENT SERIES
 FIXED ASSET VERIFICATION
 REQ-01 SEQ-C

PROCESSED- 03/20/17 PAGE- 31
 TIME- 15:22

-FA NUM-	CODE	-----CLASSIFICATION-----	DESCRIPTION	---SERIAL NUMBER---	---MODEL-- NUMBER	----LOCATION----	C	-----DATES-----	T
						CNTR DP BLDG FM N DS	ACQRED	INVTY	DISPD G
00011925	4290200	MISC SHOP/VOC EQUIPMENT		6863	890	0245 10 AUTO G 07	010199		021317 Y
		VDR: V999999999 VENDOR PRIOR TO TERMS		PO NUM	CHECK OLG OWN		FND-CNTR-PROJECT-----	AMOUNT	LIF
				000001	O			4,000.00	7
		COM: AMMCO BRAKE GRINDER					TOTAL	4,000.00	
00024435	4290000	SHOP/VOCATIONAL EQUIPMENT		7388	17700	0245 10 AUTO G 07	010199		021317 Y
		VDR: V999999999 VENDOR PRIOR TO TERMS		PO NUM	CHECK OLG OWN		FND-CNTR-PROJECT-----	AMOUNT	LIF
				000001	O			3,000.00	7
		COM: ROBINAIR REFIR. RECY					TOTAL	3,000.00	
							CUR VALUE	3,000.00	
00027230	4290200	MISC SHOP/VOC EQUIPMENT		GEW341071	1234X	0245 10 AUTO G 07	010199		021317 Y
		VDR: V999999999 VENDOR PRIOR TO TERMS		PO NUM	CHECK OLG OWN		FND-CNTR-PROJECT-----	AMOUNT	LIF
				000001	O			5,000.00	7
		COM: 6R REFRIGIRANT SYSTEM					TOTAL	5,000.00	
				CNTR 0245	TOTAL		3 ITEMS	12,000.00	COST

-FA NUM-	CODE	-----CLASSIFICATION-----	-----DESCRIPTION	---SERIAL NUMBER---	--MODEL-- NUMBER	---LOCATION----	C	-----DATES-----	T
						CNTR DP BLDG FM N DS		ACQRED INVTRY	DISPD G
00034992	4110101	DESKTOP COMPUTER		F3YYN91	GX520	9001		E 07 010106 050412 020617	Y
		VDR: V999999999 VENDOR PRIOR TO TERMS		PO NUM	CHECK	OLG	OWN	FND-CNTR-PROJECT-----	AMOUNT LIF
		MFG: M000000138 DELL		000001		O			1,108.00 5
		COM: DELL CPU (M&T CAGE)						TOTAL	1,108.00
00040142	4110106	IPAD		SDMPK260WDFHW	960LL	9001		MX 24A G 07 012913	010517 Y
		VDR: VA10350000 APPLE COMPUTER INC		PO NUM	CHECK	OLG	OWN	FND-CNTR-PROJECT-----	AMOUNT LIF
				184289	092431	O		420-9001-4221230	5
		COM: IPAD (SCREEN CRACKED)						TOTAL	.00
00034054	4110103	LAPTOP CART		N/A	N/A	9001		MX 67 E 07 010105 060110 120116	Y
		VDR: V999999999 VENDOR PRIOR TO TERMS		PO NUM	CHECK	OLG	OWN	FND-CNTR-PROJECT-----	AMOUNT LIF
				000001		O			690.00 10
		COM: LAPTOP CART						TOTAL	690.00
00039508	4110000	COMPUTER EQUIPMENT		5395RU523L0625	RU5	9001		MX 67 G 07 063012	120116 Y
		VDR: VM01650000 MAINLINE INFORMATION SYSTEMS		PO NUM	CHECK	OLG	OWN	FND-CNTR-PROJECT-----	AMOUNT LIF
				182263	086900	O		379-9001-0999	4,814.10 5
		COM: IBM POWER SUPPLY						TOTAL	4,814.10
								CUR VALUE	1,845.44
00039509	4110000	COMPUTER EQUIPMENT		N/V	RU5	9001		MX 67 G 07 063012	120116 Y
		VDR: VM01650000 MAINLINE INFORMATION SYSTEMS		PO NUM	CHECK	OLG	OWN	FND-CNTR-PROJECT-----	AMOUNT LIF
				182263	086900	O		379-9001-0999	4,814.10 5
		COM: IBM POWER SUPPLY						TOTAL	4,814.10
								CUR VALUE	1,845.44
00028894	4110300	PRINTERS		USGR002759	2100XI	9001		MX 71 G 07 120399 083109 120716	Y
		VDR: V999999999 VENDOR PRIOR TO TERMS		PO NUM	CHECK	OLG	OWN	FND-CNTR-PROJECT-----	AMOUNT LIF
		MFG: M000000016 HEWLETT-PACKARD		000001		O			604.00 5
		COM: HP LASERJET						TOTAL	604.00
00037774	4110102	LAPTOP COMPUTER		FF1H4M1	LAT Z	9001		MX 8 G 07 042010	092616 Y
		VDR: VD04220000 DELL MARKETING LP		PO NUM	CHECK	OLG	OWN	FND-CNTR-PROJECT-----	AMOUNT LIF
				178052		O		432-9001-431210S	1,902.40 5
		COM: DELL LAPTOP (BONNIE WOOD)						TOTAL	1,902.40

RPRT- M1B08
DIST- 20 GADSDEN COUNTY SCHOOL BOARD
LOCN- 9001 GADSDEN COUNTY PUBLIC SCHOOLS

TERMS - FACILITY MANAGEMENT SERIES
FIXED ASSET VERIFICATION
REQ-01 SEQ-C

PROCESSED- 03/20/17 PAGE- 33
TIME- 15:22

-FA NUM-	CODE	-----CLASSIFICATION-----	DESCRIPTION	---SERIAL NUMBER---	--MODEL-- NUMBER	---CNTR DP BLDG FM N DS	C	-----DATES----- ACQRED INVTRY	T DISPD G
00038555	4110101	DESKTOP COMPUTER		BS6LKN1	GX380	9001 MX 80	G 07 112010	092616	Y
VDR: VD04220000 DELL MARKETING LP				PO NUM	CHECK	OLG	OWN	FND-CNTR-PROJECT	-----AMOUNT LIF
				179070	077592	O		420-0201-4212691	5
COM: DELL CPU								TOTAL	.00
					CNTR 9001	TOTAL	8 ITEMS	13,932.60	COST

RPRT- M1B08
 DIST- 20 GADSDEN COUNTY SCHOOL BOARD
 LOCN- 9003 TRANS.DEPT-SCHOOL BD GADSDEN

TERMS - FACILITY MANAGEMENT SERIES
 FIXED ASSET VERIFICATION
 REQ-01 SEQ-C

PROCESSED- 03/20/17 PAGE- 34
 TIME- 15:22

-FA NUM-	CODE-----	CLASSIFICATION-----	DESCRIPTION	---SERIAL NUMBER----	---MODEL-- NUMBER	---LOCATION----	C	-----DATES-----	T
						CNTR DP BLDG FM N DS	ACQRED	INVTRY	DISPD G
00101611	4290200	MISC SHOP/VOC EQUIPMENT		N/V	PLUS	9003	SHOP G 07	010104	101416 Y
	VDR: V999999999	VENDOR PRIOR TO TERMS		PO NUM	CHECK OLG OWN		FND-CNTR-PROJECT-----	AMOUNT	LIF
					O				7
							TOTAL		.00
	COM: MINUTEMAN TESTER								
				CNTR 9003	TOTAL		1 ITEMS		.00 COST

RPRT- M1B08
 DIST- 20 GADSDEN COUNTY SCHOOL BOARD
 LOCN- 9004 SCHOOL FOOD SVC-GADSDEN CO

TERMS - FACILITY MANAGEMENT SERIES
 FIXED ASSET VERIFICATION
 REQ-01 SEQ-C

PROCESSED- 03/20/17 PAGE- 35
 TIME- 15:22

-FA NUM-	CODE-----	CLASSIFICATION-----	DESCRIPTION	---SERIAL NUMBER----	---MODEL-- NUMBER	---LOCATION----	C	-----DATES-----	T
						CNTR DP BLDG FM N DS	ACQRED	INVTRY	DISPD G
00034678	4160200	DESKS		N/A	N/A	9004	1C	G 07 010199	011917 Y
		VDR: V999999999	VENDOR PRIOR TO TERMS	PO NUM	CHECK OLG OWN		FND-CNTR-PROJECT-----	AMOUNT	LIF
				000001	O				10
		COM: DESK W/ CREDENZA					TOTAL	.00	
				CNTR 9004	TOTAL		1 ITEMS	.00	COST

RPRT- M1B08
 DIST- 20 GADSDEN COUNTY SCHOOL BOARD
 LOCN- 9026 HEAD START/PK SB GADSDEN CO

TERMS - FACILITY MANAGEMENT SERIES
 FIXED ASSET VERIFICATION
 REQ-01 SEQ-C

PROCESSED- 03/20/17 PAGE- 36
 TIME- 15:22

-FA NUM-	CODE	-----CLASSIFICATION-----	-----DESCRIPTION-----	---SERIAL NUMBER---	---MODEL--- NUMBER	---LOCATION---	C	-----DATES-----	T
						CNTR DP BLDG FM N DS	ACQRED	INVTRY	DISPD G
00034730	4120000	COPIER		CVH136614	16	9026 99 3	G 07	010106	092616 Y
		VDR: V999999999	VENDOR PRIOR TO TERMS	PO NUM	CHECK OLG OWN		FND-CNTR-PROJECT	-----AMOUNT	LIF
		MFG: M000000133	TOSHIBA	000001	O			2,865.00	5
		COM: TOSIBA COPIER					TOTAL	2,865.00	
				CNTR 9026	TOTAL		1 ITEMS	2,865.00	COST

RPRT- M1B08
DIST- 20 GADSDEN COUNTY SCHOOL BOARD

TERMS - FACILITY MANAGEMENT SERIES
FIXED ASSET VERIFICATION
REQ-01 SEQ-C

PROCESSED- 03/20/17 PAGE- 37
TIME- 15:22

-FA NUM-	CODE-----	CLASSIFICATION-----	DESCRIPTION	---SERIAL NUMBER----	--MODEL-- NUMBER	---LOCATION----	C	-----DATES-----	T
				REQ 01	TOTAL	181	ITEMS	162,832.14	COST

SUMMARY SHEET

RECOMMENDATION TO SUPERINTENDENT FOR SCHOOL BOARD AGENDA

AGENDA ITEM NO. 11a



DATE OF SCHOOL BOARD MEETING: March 28, 2017

TITLE OF AGENDA ITEM: Request to Advertise Notice of Intent (Policies Numbered 5.20, Student Assignment and 5.23, Controlled Open Enrollment.

DIVISION:

 This is a CONTINUATION of a current project, grant, etc.

PURPOSE AND SUMMARY OF ITEM:

This is to request approval to advertise a Notice of Intent to Adopt Policies Numbered 5.20, Student Assignment and 5.23, Controlled Open Enrollment.

FUND SOURCE: N/A

AMOUNT: N/A

PREPARED BY: Roger P. Milton

POSITION: Superintendent of Schools _____

INTERNAL INSTRUCTIONS TO BE COMPLETED BY PREPARER

 Number of ORIGINAL SIGNATURES NEEDED by preparer.

SUPERINTENDENT'S SIGNATURE: page(s) numbered _____

CHAIRMAN'S SIGNATURE: page(s) numbered _____

REVIEWED BY: _____

**THE SCHOOL BOARD OF GADSDEN COUNTY, FLORIDA
NOTICE OF INTENT TO AMEND A POLICY**

DATE OF THIS NOTICE: March 28, 2017

The School Board of Gadsden County, Florida hereby gives notice of its intent to adopt Gadsden County School Board Policies Numbered 5.20 (Student Assignment) and 5.23 (Controlled Open Enrollment).

PURPOSE AND EFFECT: The purpose and effect of this policy adoption is to govern the process required to participate in the controlled open enrollment mandated by section 1002.31, Florida Statutes.

RULEMAKING AUTHORITY: Subsection 1001.41(2), Florida Statutes

LAWS IMPLEMENTED: 1000.21, 1001.41, 1001.42, 1001.43, 1001.51, 1002.20, 1002.31, 1002.38, F.S.

SUMMARY OF THE ESTIMATED ECONOMIC IMPACT: NONE

FACTS AND CIRCUMSTANCES JUSTIFYING RULE: It is necessary to adopt Policies Numbered 5.20 (Student Assignment) and 5.23 (Controlled Open Enrollment) because all district schools shall be classified as a school of choice under section 1002.31, Florida Statutes in accordance with the terms of these policies.

A PUBLIC HEARING WILL BE HELD DURING THE BOARD MEETING SCHEDULED FOR 6:00 P.M. ON: Tuesday, April 25, 2017

PLACE: Max D. Walker School Administration Building
35 Martin Luther King, Jr., Blvd.
Quincy, Florida 32351

IF A PERSON DESIRES TO APPEAL ANY DECISION MADE BY THE SCHOOL BOARD WITH RESPECT TO ANY MATTER CONSIDERED AT ANY SUCH HEARING, HE/SHE WILL NEED A RECORD OF THE PROCEEDINGS, AND FOR SUCH PURPOSE HE/SHE MAY NEED TO ENSURE THAT A VERBATIM RECORD OF THE PROCEEDINGS IS MADE, WHICH RECORD INCLUDES THE TESTIMONY AND EVIDENCE UPON WHICH THE APPEAL IS TO BE BASED.

NAME OF THE PERSON ORIGINATING THIS RULE: Roger P. Milton
Superintendent of Schools

NAME OF THE PERSON WHO APPROVED THIS RULE: Roger P. Milton
Superintendent of Schools

DATE OF SUCH APPROVAL: March 28, 2017

A COPY OF THE POLICY PROPOSED FOR AMENDMENT MAY BE EXAMINED DURING BUSINESS HOURS AT THE MAX D. WALKER SCHOOL ADMINISTRATION BUILDING, 35 MARTIN LUTHER KING, JR. BLVD., QUINCY, FLORIDA 32351.

Roger P. Milton, Superintendent of Schools
For Gadsden County, Florida, and Secretary and
Chief Executive Officer of the School Board of
Gadsden County, Florida.

CHAPTER 5.00 – STUDENTS

STUDENT ASSIGNMENT

5.20+

The School Board shall establish residential attendance zones for each school. All students, unless otherwise provided by School Board rule or authorized by the School Board's order, shall attend the school serving the student's residential attendance zone. A student's residence is the residence of his/her parent(s), as defined by Florida Statutes. Any student residing in the School District shall be assigned to a school for attendance by the Superintendent or designee.

- I. No student shall be permitted to transfer, enroll, or be admitted to a school when he/she has been expelled or suspended from another school district. This prohibition shall be effective for the period of time in which the student was expelled or suspended from another district. Such students shall be accorded the same appeals procedure which is available to District students.
- II. A student may be permitted to attend a school in another residential attendance zone pursuant to the *Controlled Open Enrollment Plan* adopted by the School Board.
- III. Any student whose legal residence is outside the boundaries of the county may be enrolled in a District school under the provisions of Florida Statutes and the *Controlled Open Enrollment Plan*. The assigned school for an out-of-district student shall be designated on the basis of space available. Such transfers shall be on a nondiscriminatory basis and shall not result in reducing desegregation in either school district or in reinforcing the dual school system.
- IV. A student who has been attending, in the year prior to the designation, a public school that has been classified as performance grade category "F" or has earned three (3) consecutive grades of "D" or a student who is assigned to a public school that has been designated as performance grade category "F" or has earned three (3) consecutive grades of "D" may attend a higher performing public school in the District or a school in another district as allowed by law.

CHAPTER 5.00 – STUDENTS

STATUTORY AUTHORITY: 1001.41, 1001.42, F.S.

LAW(S) IMPLEMENTED: 1000.21, 1001.41, 1001.42, 1001.43, 1001.51,
1002.20, 1002.31, 1002.38, 1013.35, F.S.

HISTORY: ADOPTED:
REVISION DATE(S):
FORMERLY: NEW

CHAPTER 5.00 – STUDENTS

CONTROLLED OPEN ENROLLMENT

5.23*+

- I. The School District shall develop a *Controlled Open Enrollment Process* that will be approved by the School Board and considered part of this policy. This process will enable the District to consider student assignment based on parental preference when requested by the parent as defined by Florida Statutes. The process shall be in effect beginning with the 2017-2018 school year.
- II. The process shall include but not be limited to the following:
 - A. Eligibility requirements;
 - B. Application process;
 - C. Forty-five (45) day time period for accepting applications;
 - D. Method of determining capacity of schools;
 - E. Capacity determination for each District school;
 - F. Identification of schools that have not reached capacity;
 - G. Class size standards;
 - H. Lottery procedure for determining student assignment if transfer requests exceed available space;
 - I. Provision for a parent to request placement of siblings within the same school;
 - J. Appeals process for hardship cases;
 - K. Availability of transportation; and
 - L. Method and timeline for notifying a parent of his/her child's placement for the next school year.
- III. The process for implementing must
 - A. Adhere to federal desegregation requirements;
 - B. Maintain socioeconomic, demographic, and racial balance;

CHAPTER 5.00 – STUDENTS

- C. Allow a student to remain at the chosen school until he/she completes the highest grade level at the school; and
- D. Maintain existing academic eligibility criteria for public school choice programs.
- IV. Students residing in the District shall not be displaced by a student from another district who is seeking enrollment through the open enrollment provisions.
- V. Preferential treatment shall be provided for
 - A. Dependent children of active duty military personnel whose move resulted from military orders;
 - B. Children who have moved due to foster care placement in a different school zone;
 - C. Children who have moved due to a court-ordered change in custody as a result of separation or divorce;
 - D. Children who have moved due to the serious illness or death of a custodial parent;
 - E. Students at multiple session schools; and
 - F. Students residing in the District.
- VI. The *Controlled Open Enrollment Process* shall be available on the District website.
- VII. The process for participating in controlled open enrollment shall be posted on the District website with a list of schools that have not reached capacity, the application for participation, and the deadline for submitting the request to participate in controlled open enrollment.
- VIII. The District shall report the number of students participating in public school choice by type as required by the Department of Education.
- IX. The *Controlled Open Enrollment Process* and the process for implementing the process shall be reviewed annually. The Superintendent shall present the process and any recommended changes to the School Board for consideration.

CHAPTER 5.00 – STUDENTS

STATUTORY AUTHORITY: 1001.41, 1001.42, F.S.

LAW(S) IMPLEMENTED: 1000.21, 1001.41, 1001.42, 1001.43,
1001.51, 1002.20, 1002.31, 1002.38, F.S.

HISTORY: _____ **ADOPTED:** _____
_____ **REVISION DATE(S):** _____
_____ **FORMERLY:** _____

SUMMARY SHEET

RECOMMENDATION TO SUPERINTENDENT FOR SCHOOL BOARD AGENDA

AGENDA ITEM NO. 11b

DATE OF SCHOOL BOARD MEETING: March 28, 2017

TITLE OF AGENDA ITEM: Approval of job descriptions

DIVISION:

 This is a CONTINUATION of a current project, grant, etc.

PURPOSE AND SUMMARY OF ITEM:

Approval of job descriptions is requested.

FUND SOURCE: N/A

AMOUNT: N/A

PREPARED BY: Roger P. Milton

POSITION: Superintendent of Schools

INTERNAL INSTRUCTIONS TO BE COMPLETED BY PREPARER

 Number of ORIGINAL SIGNATURES NEEDED by preparer.

SUPERINTENDENT'S SIGNATURE: page(s) numbered _____

CHAIRMAN'S SIGNATURE: page(s) numbered _____

REVIEWED BY: _____

SCHOOL DISTRICT OF GADSDEN COUNTY

JOB DESCRIPTION

AREA DIRECTOR - ELEMENTARY EDUCATION

QUALIFICATIONS:

- (1) Master's Degree from an accredited educational institution
- (2) Certification in Educational Leadership and School Principal, or Professional School Principal
- (3) Minimum of ten (10) years successful experience in education, including at least five (5) years in administration and three (3) years at the elementary level

KNOWLEDGE, SKILLS AND ABILITIES:

- (1) Knowledge of the teaching and learning processes in a school setting
- (2) Knowledge of local, state, and national laws/policies that impact elementary and secondary education
- (3) Ability to communicate effectively with a variety of audiences in both oral and written form
- (4) Ability to facilitate groups to consensus
- (5) Knowledge of state-of-the-art research and best practices in teaching and learning and instructional leadership
- (6) Ability to analyze statistical data for trends and performance in various programs and to develop strategies for improvement
- (7) Ability to understand and interpret Florida Statutes related to curriculum requirements and schools operations
- (8) Ability to understand and interpret School Board policy, including the Pupil Progression Plan, Code of Student Conduct and other plans as needed
- (9) Ability to represent the district at state, regional and national functions

REPORTS TO:

Superintendent

JOB GOAL

To provide leadership and oversight for assigned schools and programs in the district

SUPERVISES:

Chattahoochee Elementary
Early Learning Program (PK)
Gadsden Elementary Magnet
George W Munroe Elementary
Greensboro Elementary
Gretna Elementary
Saint John Elementary
Stewart Street Elementary
Assigned Support Personnel

PHYSICAL REQUIREMENTS:

Light Work: Exerting up to 20 pounds of force occasionally and/or up to 10 pounds of force as frequently as needed to move objects.

TERMS OF EMPLOYMENT:

Salary and benefits shall be paid consistent with the district's approved compensation plan.

Length of the work year and hours of employment shall be those established by the district.

EVALUATION:

Performance of this job will be evaluated in accordance with provisions of the Board's policy on evaluation of personnel.

PERFORMANCE RESPONSIBILITIES:

Service Delivery

- 1) Assist school principals in supervising, developing and implementing the district's instructional program
- 2) Oversee the formulation of school improvement plans of assigned schools
- 3) Monitor progress of implementation of school improvement plans and provide assistance upon request of the principal
- 4) Coordinate and assist with the adoption, development, revision, and publication of instructional program materials
- 5) Review student assignment procedures, organizational patterns and scheduling of staff and students at elementary and secondary schools
- 6) Routinely visit assigned schools, including classrooms
- 7) Coordinate AdvancED - SACS accreditation activities for assigned schools
- 8) Recommend and coordinate program of instruction for assigned schools
- 9) Manage and monitor grant budgets as assigned
- 10) Coordinate special projects as needed
- 11) Provide assistance for the implementation of the district's Pupil Progression Plan
- 12) Assist in coordination of regularly scheduled principals' meetings
- 13) Assist in the development of the district's Strategic Plan and Code of Student Conduct

Interagency Communication and Delivery

- 14) Serve as liaison between assigned schools, the district, and the Florida Department of Education
- 15) Coordinate and collaborate with other district-level staff to ensure consistency of purpose and practice
- 16) Meet regularly with school principals
- 17) Interact with community agencies as necessary or appropriate
- 18) Assist in maintaining appropriate coordination among the basic instructional program and various special programs
- 19) Collaborate as needed with district charter schools

Professional Growth and Improvement

- 20) Keep well informed about current trends in elementary and secondary education
- 21) Assist in the development, implementation, and evaluation of staff development activities
- 22) Promote and support professional development for self and others
- 23) Attend meetings and conferences which promote professional growth that will benefit the district

Systemic Functions

- 24) Supervise assigned personnel, conduct annual performance appraisals, and make recommendations for appropriate employment action.
- 25) Prepare or oversee the preparation of all required reports and maintain all required records.
- 26) Serve on district committees as assigned.
- 27) Assist in interviewing and recommending personnel.
- 28) Assist in the interpretation of policies, programs, and goals to staff and the public.
- 29) Provide input for the development of the district's budget.
- 30) Perform other duties as assigned.

Leadership and Strategic Orientation

- 31) Provide leadership and direction for the planning, development, implementation, and evaluation of the district's instructional program.
- 32) Assist assigned schools in resolving problems and satisfactorily addressing complaints.
- 33) Provide leadership to school administrators in matters of emerging curriculum / instructional issues.
- 34) Model and maintain high standards of professional conduct.
- 35) Demonstrate initiative in recognizing needs or potential for improvement and take appropriate action.
- 36) Use appropriate interpersonal styles and methods to guide individuals or groups to task accomplishment.
- 37) Assist in the development of administrative guidelines for schools.

SCHOOL DISTRICT OF GADSDEN COUNTY

JOB DESCRIPTION

AREA DIRECTOR OF FEDERAL PROGRAMS

QUALIFICATIONS:

- (1) Master's Degree from an accredited educational institution.
- (2) Certified by the state of Florida in Administration / Supervision / Educational Leadership or School Principal.
- (3) Minimum of ten (10) years successful experience in the area of instruction, including at least three (3) years as an administrator and three (3) years as a teacher.

KNOWLEDGE, SKILLS AND ABILITIES:

- (1) Knowledge of federal programs
- (2) Knowledge of current trends and research in area of responsibility, issues related to curriculum and instructional techniques, rules, regulations, statutes, policies, special programs and procedures affecting federal programs on a federal, state or local level
- (3) Knowledge of and ability to use student database systems
- (4) Ability to provide consultation and advice to teachers, parents, principals and District staff on federal programs including policies, procedures, rules, regulations and laws
- (5) Ability to organize and conduct meetings, to provide conflict resolution, to communicate, plan and disseminate precise information and interpret technical issues related to federal programs
- (6) Ability to interpret and use data in developing plans, programs and proposals
- (7) Demonstrate effective skills in written and oral communication
- (8) Ability to work cooperatively with school personnel, community and other departments and agencies
- (9) Good interpersonal and communication skills
- (10) Ability to analyze statistical data for trends and standard performance in various programs and to develop strategies for improvement
- (11) Ability to represent the District at state and regional functions
- (12) Demonstrate ability to work effectively with teachers, administrators and parents
- (13) Ability to organize and prioritize
- (14) Ability to use technology and assist others in the use of technology in the federal programs

REPORTS TO:

Superintendent

JOB GOAL

To provide leadership, coordination and support of federal programs that will enhance opportunities for student growth and improved student performance

SUPERVISES:

Director of Professional Learning
Supervisor Title 1
Title 1 Program Specialist
ESOL Education
Parent Services Coordinator
Homeless Services
Assigned Support Personnel

PHYSICAL REQUIREMENTS:

Light Work: Exerting up to 20 pounds of force occasionally and/or up to 10 pounds of force as frequently as needed to move objects.

TERMS OF EMPLOYMENT:

Salary and benefits shall be paid consistent with the District's approved compensation plan.
Length of the work year and hours of employment shall be those established by the District.

EVALUATION:

Performance of this job will be evaluated in accordance with provisions of the Board's policy on evaluation of personnel.

PERFORMANCE RESPONSIBILITIES:

Service Delivery

- (1) Monitor the implementation of federal programs to ensure compliance with provisions of the grant(s)
- (2) Establish and maintain financial records for each funded program to ensure adherence to budget requirements and maintenance of records for fiscal compliance
- (3) Direct the preparation and submission of reports as required for federal and specially funded programs
- (4) Follow-up and resolve findings of external auditors
- (5) Review materials and participate in activities designed to develop expertise in the implementation of prescribed curricular experiences
- (6) Supervise the development, implementation and evaluation of innovative curriculum and instructional techniques provided to students served in federal programs

Interagency Communication and Delivery

- (7) Maintain a working relationship with all appropriate governmental agencies
- (8) Use effective communication strategies to interact with a variety of audiences
- (9) Respond to inquiries and concerns in a timely manner
- (10) Ensure information exchange, coordination of efforts and articulation of program and services by working closely with school administrators

Professional Growth and Improvement

- (11) Assist in the development, implementation and evaluation of staff development activities
- (12) Set high standards and expectations for self and others
- (13) Keep up-to-date and well-informed about trends and best practices in assigned area
- (14) Maintain a network of peer contacts through professional organizations
- (15) Promote and support the professional growth of self and others

Systemic Functions

- (16) Prepare, implement and coordinate federal projects and grants
- (17) Supervise assigned personnel, conduct annual performance appraisals and make recommendations for appropriate employment action
- (18) Recommend the establishment or elimination of special classes, programs and services
- (19) Assist in projecting budgets and personnel needs for federal education programs
- (20) Serve as a program consultant to school personnel with assistance in the identification of program needs and the selection of appropriate materials, supplies and equipment
- (21) Provide input in the planning, modification and construction of educational facilities
- (22) Prepare all required reports and maintain all appropriate records and inventories
- (23) Perform other duties as assigned

Leadership and Strategic Orientation

- (24) Coordinate the planning, implementation and evaluation of federal programs and services
- (25) Implement and monitor suitable procedures for screening and diagnosis of students' problems
- (26) Implement and monitor procedures for placement, transfer and program completion for students in federal programs
- (27) Assist in maintaining appropriate coordination between federal programs and other programs
- (28) Assist principals, as needed, in the recruitment, selection, placement and appraisal of personnel
- (29) Assist in the development of administrative guidelines for federal programs

SCHOOL DISTRICT OF GADSDEN COUNTY

JOB DESCRIPTION

AREA DIRECTOR – SECONDARY EDUCATION

QUALIFICATIONS:

- (1) Master's Degree from an accredited educational institution
- (2) Certification in Educational Leadership and School Principal, or Professional School Principal
- (3) Minimum of ten (10) years successful experience in education, including at least five (5) years in administration and three (3) years at the secondary level

KNOWLEDGE, SKILLS AND ABILITIES:

- (1) Knowledge of the teaching and learning processes in a school setting
- (2) Knowledge of local, state, and national laws/policies that impact elementary and secondary education
- (3) Ability to communicate effectively with a variety of audiences in both oral and written form
- (4) Ability to facilitate groups to consensus
- (5) Knowledge of state-of-the-art research and best practices in teaching and learning and instructional leadership
- (6) Ability to analyze statistical data for trends and performance in various programs and to develop strategies for improvement
- (7) Ability to understand and interpret Florida Statutes related to curriculum requirements and schools operations
- (8) Ability to understand and interpret School Board policy, including the Pupil Progression Plan and Code of Student Conduct and other plans as needed
- (9) Ability to represent the District at state, regional and national functions

REPORTS TO:

Superintendent

JOB GOAL

To provide leadership and oversight for secondary schools and programs in the District

SUPERVISES:

Carter-Parramore Academy
East Gadsden High School
Gadsden Technical Institute
Havana Magnet School
James A Shanks Middle School
West Gadsden High School
Assigned Support Personnel

PHYSICAL REQUIREMENTS:

Light Work: Exerting up to 20 pounds of force occasionally and/or up to 10 pounds of force as frequently as needed to move objects.

TERMS OF EMPLOYMENT:

Salary and benefits shall be paid consistent with the District's approved compensation plan.
Length of the work year and hours of employment shall be those established by the District.

EVALUATION:

Performance of this job will be evaluated in accordance with provisions of the Board's policy on evaluation of personnel.

PERFORMANCE RESPONSIBILITIES:

Service Delivery

- 1) Assist school principals in supervising, developing and implementing the district's instructional program
- 2) Oversee the formulation of school improvement plans of all assigned schools
- 3) Monitor progress of implementation of school improvement plans and provide assistance upon request of the principal
- 4) Coordinate and assist with the adoption, development, revision, and publication of instructional program materials
- 5) Review student assignment procedures, organizational patterns and scheduling of staff and students at assigned schools
- 6) Routinely visit assigned schools, including classrooms
- 7) Coordinate AdvancED - SACS accreditation activities for assigned schools
- 8) Recommend and coordinate program of instruction for assigned schools
- 9) Manage and monitor grant budgets as assigned
- 10) Coordinate special projects as needed
- 11) Provide assistance for the implementation of the district's Pupil Progression Plan
- 12) Assist in coordination of regularly scheduled principal meetings

Interagency Communication and Delivery

- 13) Serve as liaison between assigned schools, the district, and the Florida Department of Education
- 14) Coordinate and collaborate with other district-level staff to ensure consistency of purpose and practice
- 15) Meet regularly with principals of assigned schools
- 16) Interact with community agencies as necessary or appropriate
- 17) Assist in maintaining appropriate coordination among the basic instructional program and various special programs
- 18) Collaborate with district charter schools as needed

Professional Growth and Improvement

- 19) Keep well informed about current trends in secondary education
- 20) Assist in the development, implementation, and evaluation of staff development activities
- 21) Promote and support professional development for self and others
- 22) Attend meetings and conferences which promote professional growth that will benefit the district

Systemic Functions

- 23) Supervise assigned personnel, conduct annual performance appraisals, and make recommendations for appropriate employment action
- 24) Prepare or oversee the preparation of all required reports and maintain all required records
- 25) Serve on district committees as assigned
- 26) Assist in interviewing and recommending personnel
- 27) Assist in the interpretation of policies, programs, and goals to staff and the public
- 28) Provide input for the development of the district budget
- 29) Perform other duties as assigned

Leadership and Strategic Orientation

- 30) Provide leadership and direction for the planning, development, implementation, and evaluation of the district's instructional program
- 31) Assist schools in resolving problems and satisfactorily addressing complaints
- 32) Provide leadership to school administrators in matters of emerging curriculum / instructional issues
- 33) Model and maintain high standards of professional conduct
- 34) Demonstrate initiative in recognizing needs or potential for improvement and take appropriate action
- 35) Use appropriate interpersonal styles and methods to guide individuals or groups to task accomplishment
- 36) Assist in the development of administrative guidelines for schools

SCHOOL DISTRICT OF GADSDEN COUNTY

JOB DESCRIPTION

AREA DIRECTOR OF SUPPORT SERVICES

QUALIFICATIONS:

- (1) Master's Degree with certification in Education Leadership or related field.
- (2) Minimum of ten (10) years successful experience in education with a least five (5) years of administrative / supervisory experience including at least three (3) years at the school level.

KNOWLEDGE, SKILLS AND ABILITIES:

- (1) Knowledge of local, state and national policies that impact education
- (2) Ability to supervise implementation of sound planning and implementation processes
- (3) Ability to communicate effectively to a variety of audiences orally and in writing
- (4) Knowledge of effective schools concepts and principles
- (5) Knowledge of state-of-the-art research and best practices in areas of responsibility
- (6) Ability to balance several job functions at one time and work under a heavy work-load
- (7) Ability to work cooperatively with other departments and agencies
- (8) Excellent interpersonal skills
- (9) Ability to statistically analyze data

REPORTS TO:

Superintendent

JOB GOAL

To assist the Superintendent in providing leadership to ensure the effective operation of the school district and to facilitate the best possible educational support services throughout the system.

SUPERVISES:

Director of Facilities
Director of Transportation
Director of Exceptional Student Education
Director of Media and Technology
Assessment Coordinator
Other Assigned Staff

PHYSICAL REQUIREMENTS:

Light Work: Exerting up to 20 pounds of force occasionally and/or up to 10 pounds of force as frequently as needed to move objects.

TERMS OF EMPLOYMENT:

Salary and benefits shall be paid consistent with the district's approved compensation plan.
Length of the work year and hours of employment shall be those established by the District.

EVALUATION:

Performance of this job will be evaluated in accordance with provisions of the Board's policy on evaluation of personnel.

PERFORMANCE RESPONSIBILITIES:

Service Delivery

- 1) Supervise the overall operation of support services including Exceptional Student Education, transportation, facilities, school food service, media and technology, assessment, parent and homeless services
- 2) Assist the Superintendent in the preparation of the School Board agenda, including preparation of agenda items
- 3) Oversee the updating of School Board policies
- 4) Oversee collective bargaining activities, including negotiations, contract management, and legal proceedings
- 5) Assume responsibility for all FTE audits, surveys and reports, including instructional applications, and collection and analysis of data
- 6) Review and analyze contracts and agreements with other agencies or institutions
- 7) Handle student discipline including expulsions and hearings
- 8) Handle grievances in accordance with established policies and collective bargaining agreements
- 9) Conduct investigations in matters of possible violations of the Professional Code of Ethics and make recommendations to the Superintendent regarding appropriate action
- 10) Direct and monitor the processing of leave requests in accordance with law, rule, School Board policy, and collective bargaining agreements

Interagency Communication and Delivery

- 11) Coordinate regularly scheduled District Leadership Team staff meetings
- 12) Maintain regular liaison with the Department of Education and other agencies related to collective bargaining and other areas of responsibility
- 13) Assist in the interpretation of programs, philosophy, law, rules, and policy to staff, students, and the community
- 14) Work closely with Area Directors and others as necessary to ensure information exchange, coordination of efforts, and support for the decision-making process in the district

Professional Growth and Improvement

- 15) Maintain thorough and current knowledge and information files of state laws, regulations, proposed legislation, and labor relations cases
- 16) Participate in workshops, conferences, meetings, and professional reading to keep current and well-informed about trends and changes in areas of responsibility
- 17) Coordinate inservice training for management in contract administration and grievance procedures
- 18) Assist others as needed in their professional growth, and development

Systemic Functions

- 19) Assist in the development of administrative guidelines
- 20) Assist in the development of policies
- 21) Supervise assigned personnel, conduct annual performance appraisals and make recommendations for appropriate employment action
- 22) Prepare or oversee the preparation of all required reports and maintain all appropriate records
- 23) Assist the Superintendent in organizational analysis and development

- 24) Act in the absence of the Superintendent
- 25) Report on the status of district programs and services at the request of the Superintendent
- 26) Perform other duties as assigned

Leadership and Strategic Orientation

- 27) Model high standards of professional conduct
- 28) Assist the Superintendent in the formulation and implementation of strategic and comprehensive planning
- 29) Demonstrate a proactive orientation to identifying potential problems and taking appropriate action
- 30) Use appropriate interpersonal styles and methods to guide individuals and groups to task accomplishment
- 31) Facilitate problem-solving by individuals and groups

SCHOOL DISTRICT OF GADSDEN COUNTY

JOB DESCRIPTION

DIRECTOR OF PROFESSIONAL LEARNING

QUALIFICATIONS:

- (1) Master's Degree with Florida certification in at least one of the following areas: Educational
- (2) Leadership, Administration and supervision, Administration, School Principal, or any instructional area.
- (3) Three (3) years of successful teaching experience.
- (4) Digital proficiency to include computers, cameras, projectors, and related presentation software

KNOWLEDGE, SKILLS AND ABILITIES:

- (1) Broad knowledge of all instructional areas
- (2) Strong knowledge of adult learning
- (3) Outstanding Interpersonal skills
- (4) Excellent communication and listening skills
- (5) Excellent facilitation and training skills
- (6) Excellent presentation skills
- (7) Strong organizational skills
- (8) Strong skills in planning, implementing, scheduling, multi-tasking, monitoring, and evaluating
- (9) Strong knowledge of budgeting
- (10) Strong work ethic
- (11) High energy level and the ability to tolerate stressful situations

REPORTS TO:

Area Director of Federal Programs

JOB GOAL

To provide job-embedded targeted professional learning experiences for all personnel to enable them to positively impact student learning and overall system operations

SUPERVISES:

Assigned Support Personnel

PHYSICAL REQUIREMENTS:

Light Work: Exerting up to 20 pounds of force occasionally and/or up to 10 pounds of force as frequently as needed to move objects.

TERMS OF EMPLOYMENT:

Salary and benefits shall be paid consistent with the district's approved compensation plan.

Length of the work year and hours of employment shall be those established by the District.

EVALUATION:

Performance of this job will be evaluated in accordance with provisions of the Board's policy on evaluation of personnel.

COORDINATOR OF PROFESSIONAL LEARNING (Continued)

PERFORMANCE RESPONSIBILITIES:

Service Delivery

- 1) Plan, organize and implement training activities and programs for all district initiatives and federal programs
- 2) Plan, organize, schedule, facilitate and coordinate the professional learning programs for employees pursuing school principal certification, new teacher training and/or certification and endorsements
- 3) Facilitate on-line programs such as Edivate, iReady, and other federal interventions for students

Interagency Communication and Delivery

- 4) Interpret staff development programs, objectives, and needs to stakeholders as needed
- 5) Collaborate with directors, principals, teachers and other personnel to establish professional needs for schools and future goals for all personnel
- 6) Coordinate professional learning activities for administrators directors, and other staff personnel based on their identified professional growth needs or the District established priorities
- 7) Develop and keep current the program for certifying substitute teachers for the District and arrange for the necessary professional learning activities

Professional Learning and Improvement

- 8) Develop a professional learning budget for allocated funds based on the prioritized needs of the district and in compliance with program requirements
- 9) Coordinate the revision of the personnel assessment forms, submit annual updates to the State Department of Education and provide appropriate training in the use of the instruments for applicable personnel
- 10) Coordinate the pre-service program in the district by working with the district's area directors and college and university personnel to provide field experiences for student teachers
- 11) Develop and maintain an annual Board approved District Master Plan for professional learning and work with schools in developing school specific annual professional learning plans based on teacher needs.
- 12) Conduct annual evaluations of the professional learning plan and its processes
- 13) Maintain accurate records in the ePDC for staff professional learning plans and/or other professional learning goals

Systemic Functions

- 14) Prepare and submit all required reports in an accurate and timely manner; maintain all appropriate records and documentation of all trainings required to remain compliant with program requirements
- 15) Demonstrate support for the district's goals and priorities
- 16) Perform other duties as assigned

Leadership and Strategic Orientation

- 17) Develop and set guidelines and timelines for record keeping procedures for professional learning records of all personnel
- 18) Establish goals and objectives for professional learning programs and projects for district-wide initiatives
- 19) Develop guidelines for the use of professional learning funds and monitor the proper use of funding through a record keeping and budgeting process
- 20) Make data-based decisions regarding professional learning needed to assist the district in meeting its goals

SCHOOL DISTRICT OF GADSDEN COUNTY

JOB DESCRIPTION

HOMELESS EDUCATION LIAISON

QUALIFICATIONS:

- (1) Bachelor's Degree or higher, or three (3) years successful experience in working with parents and/or students
- (2) Computer proficiency and other technology; i.e., cameras, projectors, and the like.

KNOWLEDGE, SKILLS AND ABILITIES:

- (1) Knowledge of family dynamics
- (2) Ability to effectively communicate orally and in writing
- (3) Ability to communicate effectively with parents, students, school personnel, and others
- (4) Knowledge of or the ability to understand and interpret applicable federal and state rules and regulations, and School Board policies and procedures related to job assignments.

REPORTS TO:

Area Director of Support Services
Area Director of Federal Programs

JOB GOAL

To help coordinate and facilitate the enrollment, assessment and placement of homeless students in the Gadsden School District

SUPERVISES:

N/A

PHYSICAL REQUIREMENTS:

Light Work: Exerting up to 20 pounds of force occasionally, and/or up to 10 pounds of force as frequently as needed to move objects.

TERMS OF EMPLOYMENT:

Length of work year and hours of employment shall be those established by the District.

EVALUATION:

Performance of this job will be evaluated in accordance with provisions of the Board's policy on evaluation of personnel.

PERFORMANCE RESPONSIBILITIES:

Planning/Preparation

- (1) Strategically plan for the implementation of the Homeless Program
- (2) Develop, maintain and utilize a community resource file.
- (3) Review district program goals and objectives for consistency of purpose

Homeless Education Liaison (continued)

Program Management

- (4) Collect and maintain individual student information as needed and/or required
- (5) Maintain individual secured files on each student, including entry/exit and program evaluations.
- (6) Maintain records and reports in auditable form
- (7) Assist in maintaining security of records

Assessment Assistance

- (8) Assist in evaluating each student prior to and upon entry in a school
- (9) Monitor the progress of students placed
- (10) Assist in evaluating program effectiveness and suggest improvements

Service Delivery

- (1) Ensure that children and youth in homeless situations are identified by school personnel and through coordination activities with other entities and agencies.
- (2) Help unaccompanied youth choose and enroll in a school and provide the youth with a notice of their right to appeal an enrollment decision that is not their choice.
- (3) Prepare and maintain required reports and records as requested
- (4) Ensure that unaccompanied youth are immediately enrolled in school pending resolution of disputes that might arise over school enrollment or placement.
- (5) Inform parents/guardians of educational and related opportunities available to their children and provide them with meaningful opportunities to participate in the education of their children
- (6) Ensure that parents/guardians and unaccompanied youth are fully informed of all transportation services including the school of origin, and are assisted in accessing transportation services
- (7) Ensure that public notice of the educational rights of students in homeless situations is disseminated where children and youth receive services under the McKinney-Vento Act.
- (8) Carry out dispute resolution processes as expeditiously as possible in accordance with the enrollment disputes section of the McKinney-Vento Act after receiving notice of the dispute.
- (9) Assist students with obtaining immunizations or medical and immunization records
- (10) Assist the student or parents with the completion of free/reduced meals application

Collaboration

- (11) Collaborate and coordinate with State Coordinators for the Education of Homeless Children and Youth, and community and school personnel responsible for the provision of education and related services to
- (12) Work closely with teachers and other professionals

Training and Development

- (13) Participate professional learning as needed or required
- (14) Assist others in understanding the Homeless Program

Responsibilities and Ethics

- (15) Maintain confidentiality of student information
- (16) Use effective, positive interpersonal skills
- (17) Demonstrate integrity through ethical behavior
- (18) Carry out job responsibilities in a timely and consistent manner
- (19) Recognize and remain sensitive to the individual needs and differences of students
- (20) Perform other duties as assigned.

Student Growth/Achievement

- (21) Ensure that actions contribute to continuous growth and achievement appropriate for student program classification

SCHOOL DISTRICT OF GADSDEN COUNTY

JOB DESCRIPTION

PARENT SERVICES COORDINATOR

QUALIFICATIONS:

- (1) Bachelor's Degree in Social Work or related field or Bachelor's Degree with Professional Educator Certification in any field.
- (2) Three (3) years of work experience in public school (preferably as a social worker or teacher)
- (3) Computer proficiency and other technology; i.e., cameras, projectors, and the like.

KNOWLEDGE, SKILLS AND ABILITIES:

- (1) Excellent oral and written communication skills
- (2) Broad knowledge base of all county programs and departments
- (3) Public speaking skills
- (4) Ability to work cooperatively with parents, school personnel, community agencies and organization
- (5) Ability to counsel and assist parents and school personnel in the resolution of student problems that relate to participation in school programs
- (6) Ability to organize and conduct meetings to provide conflict resolution
- (7) Good organizational skills
- (8) Information gathering skills

REPORTS TO:

Area Director of Federal Programs

JOB GOAL

To lead, coordinate and provide a broad range of family services to maintain an effective district-wide comprehensive parent involvement program.

SUPERVISES:

Assigned Support Personnel

PHYSICAL REQUIREMENTS:

Light Work: Exerting up to 20 pounds of force occasionally and/or up to 10 pounds of force as frequently as needed to move objects.

TERMS OF EMPLOYMENT:

Salary and benefits shall be paid consistent with the District's approved compensation plan.
Length of the work year and hours of employment shall be those established by the District.

EVALUATION:

Performance of this job will be evaluated in accordance with provisions of the Board's policy on evaluation of personnel.

PERFORMANCE RESPONSIBILITIES:

Service Delivery

- 1) Monitor and conduct periodic surveys of parent participation and involvement in the educational process at each school.
- 2) Assist school advisory councils with the development, implementation, and evaluation of parent services as stated in their school improvement plan.
- 3) Coordinate resources and provide technical assistance to all parent committees of schools and special programs, ensuring that all due caution and procedures for due process have been afforded to parents of students as it relates to an individual program or situation.

Interagency Communication and Delivery

- 4) Set up community contact workshops for interpreting state assessment results to parents.
- 5) Assist schools in communicating with parents through home visits.
- 6) Provide assistance to the public information coordinator in channeling information throughout the district pertinent to parents and the community.
- 7) Assist school principals in developing, improving and implementing parent services.
- 8) Maintain contact and a working relationship with outside agencies.
- 9) Develop partnerships with local business and service groups to advance student learning by involving community members in school volunteer programs.
- 10) Collaborate with community agencies to provide family support services and adult learning opportunities, enabling parents to more fully participate in activities that support education (literacy).

Professional Growth and Improvement

- 11) Attend Department of Education and other relevant conferences to remain abreast with changes in parent services
- 12) Keep well informed of current trends in curriculum areas.
- 13) Provide in-service training opportunities for school personnel to increase school and parent communication and involvement.
- 14) Set high standards for self and others.

Systemic Functions

- 15) Set up district-wide Parent and Volunteer Appreciation and Information Seminars (Title I, ESE, Pre-Kindergarten).
- 16) Provide schools with written communication for parents (Spanish and English versions)
- 17) Supervise assigned personnel, conduct annual performance appraisals, and make appropriate employment recommendations.
- 18) Prepare or oversee the preparation of all required reports and maintain appropriate records.
- 19) Perform other duties as assigned

Leadership and Strategic Orientation

- 20) Provide workshops / training for school advisory councils.
- 21) Set up and coordinate parent involvement activities.
- 22) Maintain a current parent guide/handbook for schools
- 23) Assist school advisory councils, improvement teams, special programs, and parent-teacher organizations in the planning and co-sponsoring of meetings for parents to provide support, and help parents gain knowledge of educational issues, policies, materials, and resources.
- 24) Maintain an active District parent advisory council to include parent representation from each school/community and/or special program.
- 25) Assist teachers in developing family kits built around relevant themes